

prio 200 EC

Description

- EC-motors, high level of efficiency
- Low SFP values
- 100% speed controllable
- Integrated motor protection
- Can be installed in any position
- Compact design
- Low sound level

EC fans are intelligent devices using integrated motor electronics, ensuring that the motor always runs at optimal load. With EC motors the proportion of energy utilized effectively is higher, which as a result reduces the energy usage considerably, compared with AC motors.

Another special feature of EC fans is their energy-saving potential not only at full load, but especially when speed controlled, i.e. at part load. When operating at part-load, the energy used is much lower than with an asynchronous motor of equivalent output. Reduced energy usage guarantees a drop in operating costs.

The prioAir series is designed for installation in ducts. The prioAir models have 25 mm long spigot connections in acc. with EN 1506:1997. The fans have aerodynamically optimized impellers and guide vanes. Motor protection is integrated in the electronics of the motor. The air tight casing (tightness class C in acc. with EN12237:2003) is manufactured from special composite material.

The mounting clamp facilitates easy installation and removal, and prevents the transfer of vibrations to the duct. Mounting bracket to the wall or ceiling as accessory.
For installation in damp locations we recommend to use a run-on timer.



Technical parameters

Parameter	Value	Unit	Used in
Voltage	230	V	Systemair, Measurements
Frequency	50/60	Hz	Systemair, Measurements
Phase	1	~	Systemair, Measurements
Power	117	W	Systemair, Measurements
Current	1.06	A	Systemair, Measurements
Max. airflow	1332	m ³ /h	Systemair
Fan impeller speed	3399	r.p.m.	Systemair
Max. temperature of transported air	55	°C	Systemair
Sound pressure level at 3 m	50	dB(A)	Systemair
Weight	2.4	kg	Systemair, Measurements
Insulation class, motor	B		Systemair
Enclosure class, motor	44	IP	Systemair

Performance

Performance

Input data

Required point

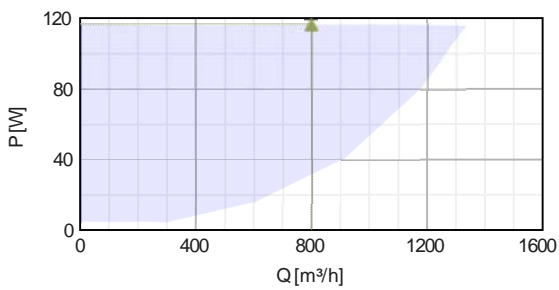
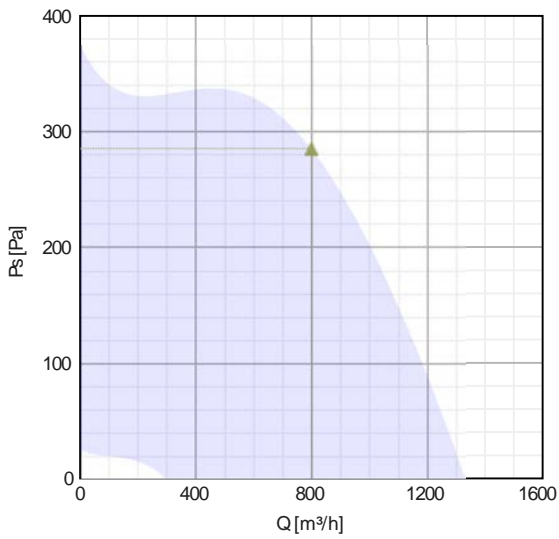
Air flow

Static pressure

Regulation

Selection method

Diagrams



Hydraulic data

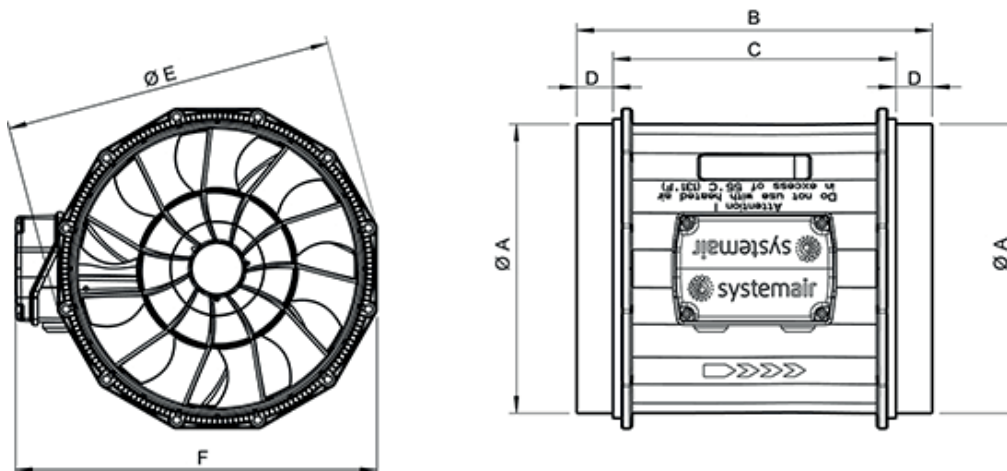
	Working point						
	Q [m³/h]	Ps [Pa]	P [W]	n [r.p.m.]	I [A]	SFP [kW/m³/s]	U [V]
Max efficiency	▲ 798	▲ 285	▲ 116	3514	1.06	0.525	230

Acoustic data

Acoustic filter

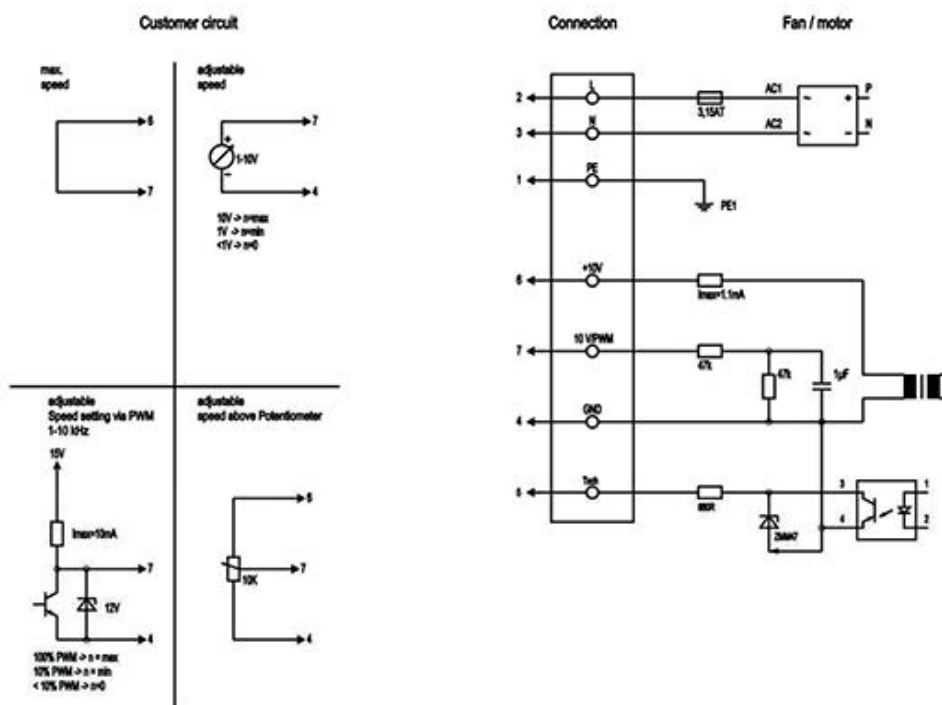
Sound power level	63	125	250	500	1k	2k	4k	8k	Tot
Inlet									
	dB(A)								
	27	27	48	56	62	60	57	49	65

Dimensions



	ØA	B	C	D	ØE	F
Prio 200	199	245	195	25	227	249

Wiring



Line	No.	Signal	Colour	Function / assignment
	2	L	brown	Power supply 230 VAC, 50-60 Hz, see type plate for voltage range
	3	N	blue	Neutral conductor
	1	PE	green/yellow	Protective earth
	7	0-10V PWM	yellow	Control input 0 - 10 V or PWM, electrically isolated
	5	Tacho	white	Tach output: open collector, 1 pulse per revolution, electrically isolated, Isink_max=10mA
	6	10V/ max 1.1mA	red	Voltage output 10 V/ 1.1 mA, electrically isolated
	4	GND	blue	GND - Connection for control interface

Accessories

Electric accessories

Cebocon10
CO2RT-R-D Transmitter
CXE/AV Digital regulator
CXE/AVC 230V ZEC640 Regulator
DMD-C Pressure controller
EC-Vent control board
EC-Vent Room Unit
HR1 Room Humidistat IP21
MTP 10, 10K, Speed control
MTP 20, on/off, 3-step
MTV-1/010 Controller 0..10V+
Presence detector/IR24-P
REV-3POL/03 ON/OFF
RT 0-30 Room Thermostat
TR 1

Accessories

CB 200/S1/3,0KW 400V/2Duct hea
CB 200-2,1 230V/1 Duct heater
CB 200-3,0 230V/1 Duct heater
CB 200-5,0 400V/2 Duct heater
CBM 200-5,0 400V/2 Duct heater
CWK 200-3-2,5 Duct cooler,circ
FFR 200 Filter cassette
FFR-S 200 cassette
FGR 200 Filter cassette G3
FGR-S 200 filter cassette EU3
FK 200 Fast clamp
GRK 200 CH Round Damper
IGC-200 Intake grid
IGK-200 Wall Grid
LDC 200-600 Silencer
LDC 200-900 Silencer
MRK 200 CH Round Damper
MRZ 200 CH Round Damper
RSK-200 Back draft damper
SG 200 Protection guard
THB 200 Hood w. cover pl. Red
THB 200 Hood w.cover pl. black
THS 200 Hood w. cover pl. Red
THS 200 Hood w.cover pl. black
VBC 200-2 Water heating batt
VBC 200-3 Water heating batt
VBF 200 Water heating battery
VK-20 Louvre shutter
VKK-200 Back draft damper

Specification text