

SERVICE PARTS LIST FOR MITSUBISHI ELECTRIC PACKAGED AIR-CONDITIONERS

Series : PUHY-RP•YJM-B(-BS)

For use with the R410A

Feb. 2011

BWE10230

INDEX

**PUHY-RP200YJM-B
PUHY-RP200YJM-B-BS
PUHY-RP250YJM-B
PUHY-RP250YJM-B-BS
PUHY-RP300YJM-B
PUHY-RP300YJM-B-BS
PUHY-RP350YJM-B
PUHY-RP350YJM-B-BS**

Refer to the next page for the package names.

The Package name list

PUHY-RP400YSJM-B(-BS) [PUHY-RP200YJM-B(-BS) + PUHY-RP200YJM-B(-BS)]

PUHY-RP450YSJM-B(-BS) [PUHY-RP200YJM-B(-BS) + PUHY-RP250YJM-B(-BS)]

PUHY-RP500YSJM-B(-BS) [PUHY-RP250YJM-B(-BS) + PUHY-RP250YJM-B(-BS)]

PUHY-RP550YSJM-B(-BS) [PUHY-RP250YJM-B(-BS) + PUHY-RP300YJM-B(-BS)]

PUHY-RP600YSJM-B(-BS) [PUHY-RP300YJM-B(-BS) + PUHY-RP300YJM-B(-BS)]

PUHY-RP650YSJM-B(-BS) [PUHY-RP300YJM-B(-BS) + PUHY-RP350YJM-B(-BS)]

PUHY-RP700YSJM-B(-BS) [PUHY-RP200YJM-B(-BS) + PUHY-RP250YJM-B(-BS) + PUHY-RP250YJM-B(-BS)]

PUHY-RP750YSJM-B(-BS) [PUHY-RP250YJM-B(-BS) + PUHY-RP250YJM-B(-BS) + PUHY-RP250YJM-B(-BS)]

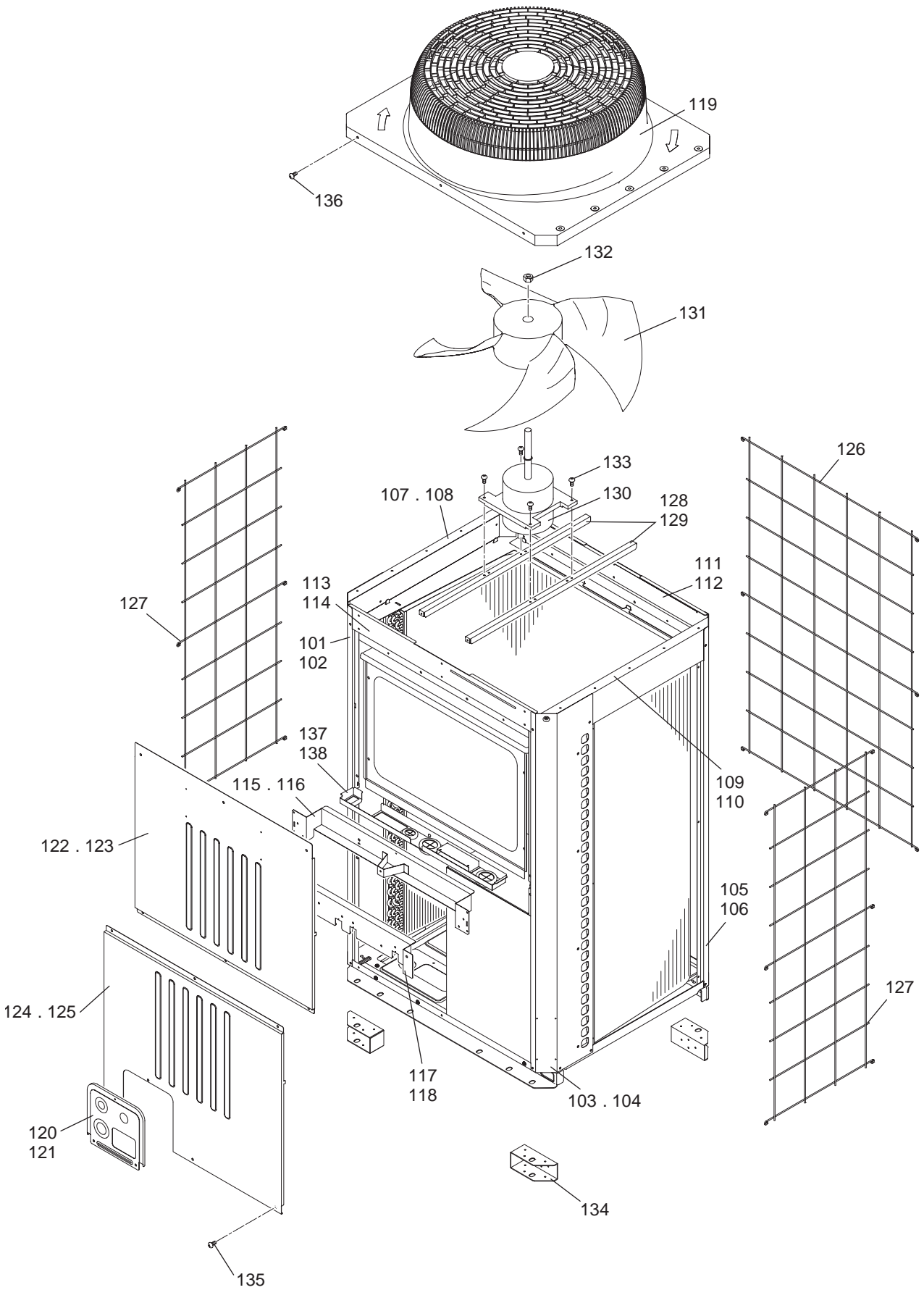
PUHY-RP800YSJM-B(-BS) [PUHY-RP250YJM-B(-BS) + PUHY-RP250YJM-B(-BS) + PUHY-RP300YJM-B(-BS)]

PUHY-RP850YSJM-B(-BS) [PUHY-RP250YJM-B(-BS) + PUHY-RP300YJM-B(-BS) + PUHY-RP300YJM-B(-BS)]

PUHY-RP900YSJM-B(-BS) [PUHY-RP300YJM-B(-BS) + PUHY-RP300YJM-B(-BS) + PUHY-RP300YJM-B(-BS)]

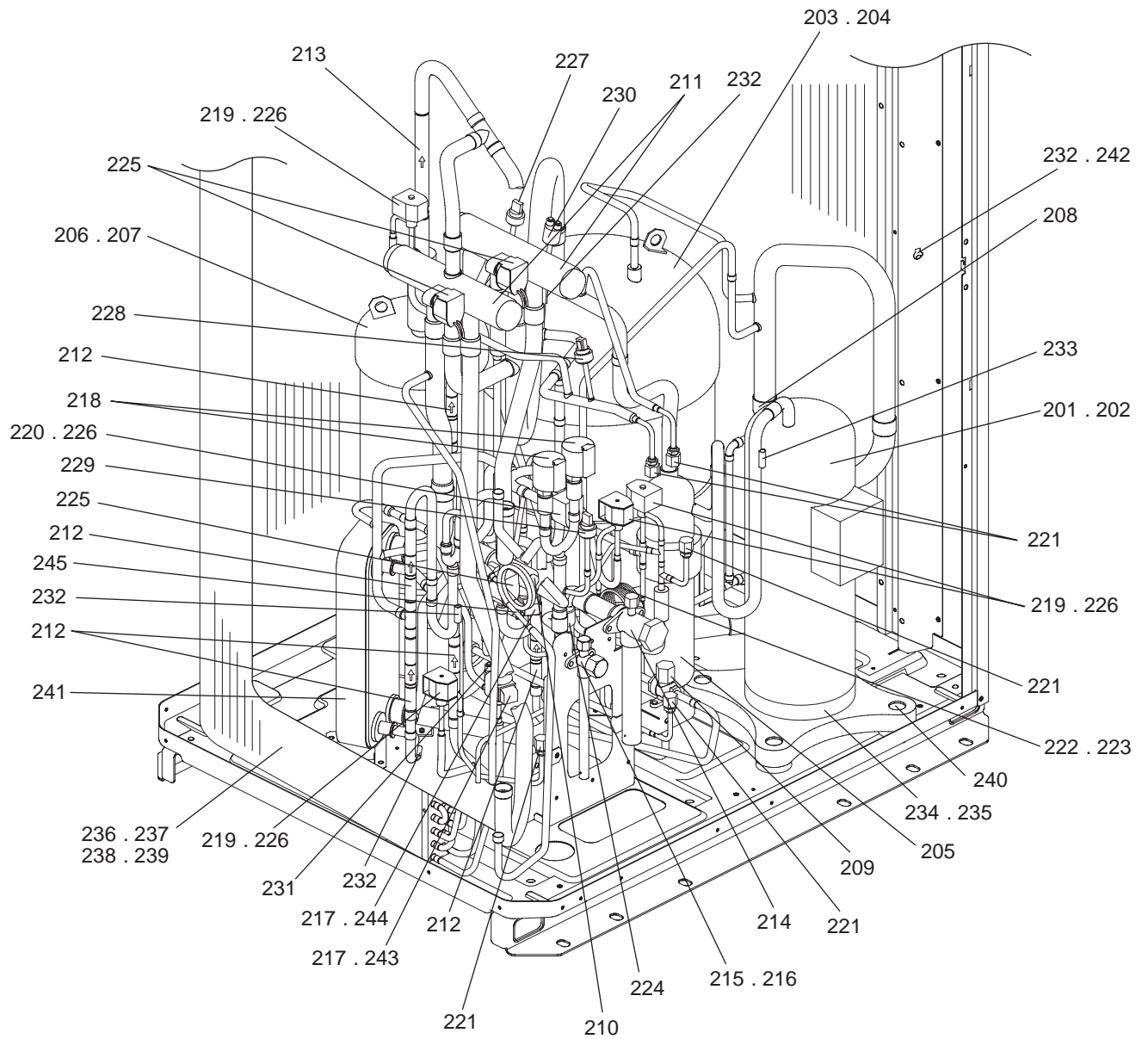
PUHY-RP200,RP250YJM-B(-BS)
PUHY-RP300,RP350YJM-B(-BS)

EXTERNAL PARTS & BLOWER PARTS



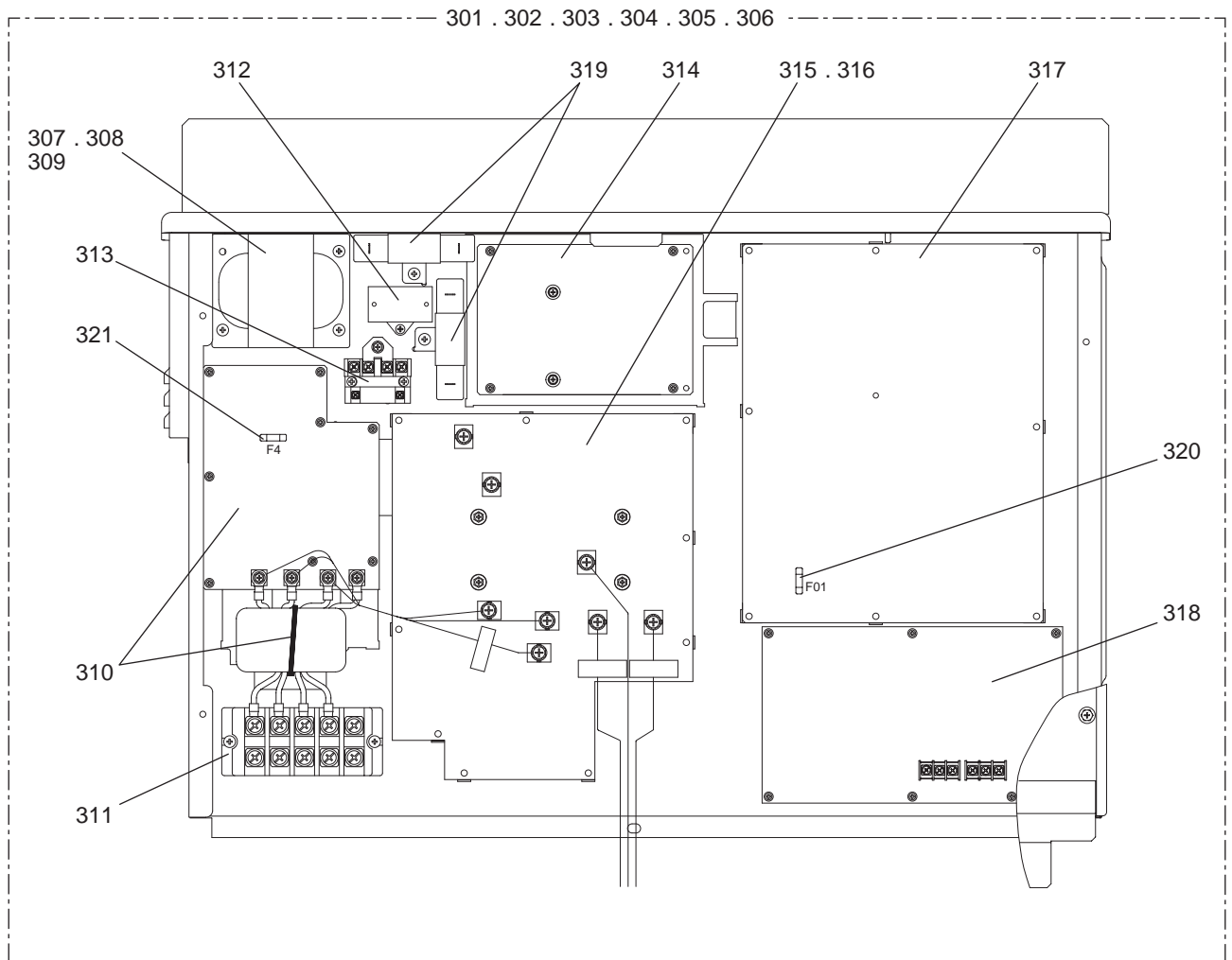
No.	Part No.	G : RoHS Apply Only W : RoHS Apply by Running Change		Spec.	PUHY-RP200YJM-B	PUHY-RP250YJM-B-BS	PUHY-RP250YJM-B	PUHY-RP250YJM-B-BS	PUHY-RP300YJM-B	PUHY-RP300YJM-B-BS	Dwg. No.	Notes for the models	Revision info.
		Part Name											
101	R11 019 626	G	Pillar LF		1		1		1		KB02A011G07		
102	R11 020 626	G	Pillar LF	BS		1		1		1	KB02A011G08		
103	R11 014 626	G	Pillar RF		1		1		1		KB02A012G07		
104	R11 015 626	G	Pillar RF	BS		1		1		1	KB02A012G08		
105	R63 002 627	G	Pillar B		2		2		2		KB02A013G07		
106	R63 003 627	G	Pillar B	BS		2		2		2	KB02A013G08		
107	R63 038 162	G	Frame assy L		1		1		1		KD00G100G01		
108	R63 040 162	G	Frame assy L	BS		1		1		1	KD00G100G02		
109	R63 039 162	G	Frame assy R		1		1		1		KD00G101G01		
110	R63 041 162	G	Frame assy R	BS		1		1		1	KD00G101G02		
111	R63 001 216	G	Frame assy B		1		1		1		KB00C162G07		
112	R63 002 216	G	Frame assy B	BS		1		1		1	KB00C162G08		
113	R63 004 668	G	Frame F		1		1		1		KB02J208H01		
114	R63 005 668	G	Frame FB	BS		1		1		1	KB02J208G02		
115	R63 013 111	G	Frame assy MU		1		1		1		KB00C887G01		
116	R63 014 162	G	Frame assy MU	BS		1		1		1	KB00C887G07		
117	R63 016 111	G	Frame assy MB		1		1		1		KB00L774G01		
118	R63 015 162	G	Frame assy MB	BS		1		1		1	KB00L774G07		
119	R63 4H6 118	G	Fan guard		1	1	1	1	1	1	KB25A008G02		
120	R61 014 697	G	Pipe cover		1		1		1		KB02C040G04		
121	R61 013 697	G	Pipe cover	BS		1		1		1	KB02C040G05		
122	R61 050 651	G	Panel FU		1		1		1		KB02B379H01		
123	R63 4H8 651	G	Panel FU	BS		1		1		1	KB02B379G02		
124	R61 003 652	G	Panel FB	YHM-A	1		1		1		KB02B392H02		
125	R61 004 652	G	Panel FB	YHM-A BS		1		1		1	KB02B392G03		
126	R63 004 611	G	Fin guard B		1	1	1	1	1	1	KB07T208G01		
127	R61 007 611	G	Fin guard LR		2	2	2	2	2	2	KB07C043G03		
128	R63 4H6 140	G	Fan stand		2		2		2		KB02D050H01		
129	R63 4H7 140	G	Fan stand	BS		2		2		2	KB02D050G01		
130	R61 122 220	G	Motor	YC920IA	1	1	1	1	1	1	P780109X03		
131	R63 4H6 300	G	Fan		1	1	1	1	1	1	KB25A009H02		
132	R63 4H6 122	G	Cap nut	M12 CH	1	1	1	1	1	1	P552000X01		
133	R63 014 087	G	Upset screw	6 x 10	4	4	4	4	4	4	P516047X01		
134	R61 016 130	G	Attachment leg		4	4	4	4	4	4	KB02T248G01		
135	R63 007 087	G	H Screw	5 x 10 KNURLED (30pcs)	3	3	3	3	3	3	KB00H418G14		
136	R63 006 087	G	WFT Screw	5 x 12 (30pcs)	2	2	2	2	2	2	KB00H418G01		
137	R61 021 260	G	Snow guard assy		1		1		1		KB00M950G06		
138	R61 T01 260	G	Snow guard assy			1		1		1	KB00M950G09		

No.	Part No.	G : RoHS Apply Only W : RoHS Apply by Running Change		Spec.	PUHY-RP200YJM-B	PUHY-RP250YJM-B					Dwg. No.	Notes for the models	Revision info.
		Part Name											
101	R11 019 626	G	Pillar LF		1						KB02A011G07		
102	R11 020 626	G	Pillar LF	BS	1						KB02A011G08		
103	R11 014 626	G	Pillar RF		1						KB02A012G07		
104	R11 015 626	G	Pillar RF	BS	1						KB02A012G08		
105	R63 002 627	G	Pillar B		2						KB02A013G07		
106	R63 003 627	G	Pillar B	BS	2						KB02A013G08		
107	R63 038 162	G	Frame assy L		1						KD00G100G01		
108	R63 040 162	G	Frame assy L	BS	1						KD00G100G02		
109	R63 039 162	G	Frame assy R		1						KD00G101G01		
110	R63 041 162	G	Frame assy R	BS	1						KD00G101G02		
111	R63 001 216	G	Frame assy B		1						KB00C162G07		
112	R63 002 216	G	Frame assy B	BS	1						KB00C162G08		
113	R63 004 668	G	Frame F		1						KB02J208H01		
114	R63 005 668	G	Frame FB	BS	1						KB02J208G02		
115	R63 013 111	G	Frame assy MU		1						KB00C887G01		
116	R63 014 162	G	Frame assy MU	BS	1						KB00C887G07		
117	R63 016 111	G	Frame assy MB		1						KB00L774G01		
118	R63 015 162	G	Frame assy MB	BS	1						KB00L774G07		
119	R63 4H6 118	G	Fan guard		1	1					KB25A008G02		
120	R61 014 697	G	Pipe cover		1						KB02C040G04		
121	R61 013 697	G	Pipe cover	BS	1						KB02C040G05		
122	R61 050 651	G	Panel FU		1						KB02B379H01		
123	R63 4H8 651	G	Panel FU	BS	1						KB02B379G02		
124	R61 003 652	G	Panel FB	YHM-A	1						KB02B392H02		
125	R61 004 652	G	Panel FB	YHM-A BS	1						KB02B392G03		
126	R63 004 611	G	Fin guard B		1	1					KB07T208G01		
127	R61 007 611	G	Fin guard LR		2	2					KB07C043G03		
128	R63 4H6 140	G	Fan stand		2						KB02D050H01		
129	R63 4H7 140	G	Fan stand	BS	2						KB02D050G01		
130	R61 122 220	G	Motor	YC920IA	1	1					P780109X03		
131	R63 4H6 300	G	Fan		1	1					KB25A009H02		
132	R63 4H6 122	G	Cap nut	M12 CH	1	1					P552000X01		
133	R63 014 087	G	Upset screw	6 x 10	4	4					P516047X01		
134	R61 016 130	G	Attachment leg		4	4					KB02T248G01		
135	R63 007 087	G	H Screw	5 x 10 KNURLED (30pcs)	3	3					KB00H418G14		
136	R63 006 087	G	WFT Screw	5 x 12 (30pcs)	2	2					KB00H418G01		
137	R61 021 260	G	Snow guard assy		1						KB00M950G06		
138	R61 T01 260	G	Snow guard assy		1						KB00M950G09		



No.	Part No.	G : RoHS Apply Only W : RoHS Apply by Running Change	Part Name	Spec.	PUHY-RP200YJMB	PUHY-RP250YJM-BBS	PUHY-RP250YJMB	PUHY-RP250YJM-BBS	PUHY-RP300YJMB	PUHY-RP350YJM-BBS	Dwg. No.	Notes for the models	Revision info.
201	R69 068 478	G	Scroll compressor	ENB52FC-YE	1	1					EP10107B08		
202	R69 070 478	G	Scroll compressor	HNB78FC-YE			1	1	1	1	EP10109B08		
203	R61 063 484	G	Accumulator assy		1		1		1		KB54J606G05		
204	R61 064 484	G	Accumulator assy	BS		1		1		1	KB54J606G06		
205	R61 018 487	G	Oil separator assy		1	1	1	1	1	1	KB00T550G01		
206	R61 009 530	G	Oil tank		1		1		1		KB54J663G01	(RECOVERY)	
207	R61 010 530	G	Oil tank	BS		1		1		1	KB54J663G02	(RECOVERY)	
208	R63 4H6 534	G	Pipe assy		1	1	1	1	1	1	KB00C787G01	(SUCTION)	
209	R61 001 420	G	Three way valve	SBV-A3YGME-2	1	1	1	1	1	1	P633125X01	<BV3>	
210	R61 004 235	G	Two way valve	MHV-1104	1	1	1	1	1	1	P637048X01	<SV5b>	
211	R63 Y05 154	G	Four way valve	STF-07	2	2	2	2	2	2	P633119X01	<21S4a,21S4b>	
212	R63 984 904	G	Check valve	BCV-804DY	5	5	5	5	5	5	P639163X01	<CV2,CV3,CV4,CV5,CV6>	
213	R63 R43 418	G	Check valve	BCV-1005DYQ82	1	1	1	1	1	1	P639165X01	<CV1>	
214	R61 002 540	G	Valve	VSAMH8SSCM-A	1	1	1	1	1	1	P636343X01	<BV1>	
215	R61 003 540	G	Valve	VSAMH3SSCM-LA1	1	1	1	1	1	1	P636346X01	<BV2>	
216	R61 004 540	G	Valve	VSAMH4SSCM-LA1							P636345X01	<BV2>	
217	R63 4H6 401	G	Linear expansion valve	CAM35-S	2	2	2	2	2	2	P632444X01	<LEV1,SLEV>	
218	R61 015 401	G	Linear expansion valve	EFM-A 1700XA	2	2	2	2	2	2	P632461X01	<LEV2a,LEV2b>	
219	R63 P90 232	G	Solenoid valve	VPV-152D	4	4	4	4	4	4	P631277X01	<SV1a,SV1b,SV8,SV9>	
220	R63 851 921	G	Solenoid valve	ATS-A	1	1	1	1	1	1	P631822X01	<SV3>	
221	R61 003 413	G	Check joint L	R410A	5	5	5	5	5	5	P666001X01	<CJ1,CJ2,CJ3,CJ4,CJ5>	
222	R61 015 425	G	Capillary tube assy		1	1					KB49P478G01	<CP1>	
223	R61 016 425	G	Capillary tube assy				1	1	1	1	KB49P479G01	<CP1>	
224	R61 008 454	G	Strainer	25.4D	1	1	1	1	1	1	KB48K250G01	<ST1>	
225	R63 Y16 243	G	Solenoid coil	STF DV	3	3	3	3	3	3	P472024X01	<21S4a,21S4b,SV5b>	
226	R61 006 243	G	Solenoid coil	VPV Y	5	5	5	5	5	5	P472046X01	<SV1a,SV1b,SV3,SV8,SV9>	
227	R61 006 288	G	Pressure sensor	HP D173	1	1	1	1	1	1	KB00H904G09	<63HS1>	
228	R61 007 288	G	Pressure sensor	LP D173	1	1	1	1	1	1	KB00H904G10	<63LS>	
229	R63 008 288	G	Pressure sensor	HP D184	1	1	1	1	1	1	KB00F899G06	<63HS2>	
230	R63 Y11 208	G	Pressure switch	ACB1UB28W	1	1	1	1	1	1	P426320X01	<63H1>	
231	R63 L01 208	G	Pressure switch	3.3OFF	1	1	1	1	1	1	P426296X01	<63H2>	
232	R61 060 200	G	Thermistor		4	4	4	4	4	4	P418065X01	<TH3,TH5,TH6,TH7>	
233	R63 911 202	G	Thermistor		1	1	1	1	1	1	P425416X02	<TH4>	
234	R63 Y07 237	G	Belt heater	240V 45W			1	1	1	1	P493781X02	<CH11>	
235	R61 003 237	G	Belt heater	240V 35W	1	1					P497067X01	<CH11>	
236	R61 438 480	G	Heat exchanger	2L	1						KD01C880G01		
237	R61 440 480	G	Heat exchanger	2L BS		1					KD01C880G02		
238	R61 441 480	G	Heat exchanger	3L			1		1		KD01C881G01		
239	R61 442 480	G	Heat exchanger	3L BS				1		1	KD01C881G02		
240	R63 852 860	G	Rubber mount	For compressor	4	4	4	4	4	4	W897574H01		
241	R61 437 480	G	Plate heat exchanger assy		1	1	1	1	1	1	KB00P991G03		
242	R61 001 310	G	Sensor holder		1	1	1	1	1	1	KB25B471G02		
243	R63 4H6 402	G	Linear expansion valve coil	CAM	1	1	1	1	1	1	P472057X02	<LEV1>	
244	R63 4H7 402	G	Linear expansion valve coil	CAM	1	1	1	1	1	1	P472058X02	<SLEV>	
245	R61 017 425	G	Capillary tube assy		1	1					KB49U153G01	<CP2>	

No.	Part No.	G : RoHS Apply Only W : RoHS Apply by Running Change	Part Name	Spec.	PUHY-RP200YJM-B	PUHY-RP250YJM-B					Dwg. No.	Notes for the models	Revision info.
201	R69 068 478	G	Scroll compressor	ENB52FC-YE							EP10107B08		
202	R69 070 478	G	Scroll compressor	HNB78FC-YE	1	1					EP10109B08		
203	R61 063 484	G	Accumulator assy		1						KB54J606G05		
204	R61 064 484	G	Accumulator assy	BS		1					KB54J606G06		
205	R61 018 487	G	Oil separator assy		1	1					KB00T550G01		
206	R61 009 530	G	Oil tank		1						KB54J663G01	(RECOVERY)	
207	R61 010 530	G	Oil tank	BS		1					KB54J663G02	(RECOVERY)	
208	R63 4H6 534	G	Pipe assy		1	1					KB00C787G01	(SUCTION)	
209	R61 001 420	G	Three way valve	SBV-A3YGME-2	1	1					P633125X01	<BV3>	
210	R61 004 235	G	Two way valve	MHV-1104	1	1					P637048X01	<SV5b>	
211	R63 Y05 154	G	Four way valve	STF-07	2	2					P633119X01	<21S4a,21S4b>	
212	R63 984 904	G	Check valve	BCV-804DY	5	5					P639163X01	<CV2,CV3,CV4,CV5,CV6>	
213	R63 R43 418	G	Check valve	BCV-1005DYQ82	1	1					P639165X01	<CV1>	
214	R61 002 540	G	Valve	VSAMH8SSCM-A	1	1					P636343X01	<BV1>	
215	R61 003 540	G	Valve	VSAMH3SSCM-LA1							P636346X01	<BV2>	
216	R61 004 540	G	Valve	VSAMH4SSCM-LA1	1	1					P636345X01	<BV2>	
217	R63 4H6 401	G	Linear expansion valve	CAM35-S	2	2					P632444X01	<LEV1,SLEV>	
218	R61 015 401	G	Linear expansion valve	EFM-A 1700XA	2	2					P632461X01	<LEV2a,LEV2b>	
219	R63 P90 232	G	Solenoid valve	VPV-152D	4	4					P631277X01	<SV1a,SV1b,SV8,SV9>	
220	R63 851 921	G	Solenoid valve	ATS-A	1	1					P631822X01	<SV3>	
221	R61 003 413	G	Check joint L	R410A	5	5					P666001X01	<CJ1,CJ2,CJ3,CJ4,CJ5>	
222	R61 015 425	G	Capillary tube assy								KB49P478G01	<CP1>	
223	R61 016 425	G	Capillary tube assy		1	1					KB49P479G01	<CP1>	
224	R61 008 454	G	Strainer	25.4D	1	1					KB48K250G01	<ST1>	
225	R63 Y16 243	G	Solenoid coil	STF DV	3	3					P472024X01	<21S4a,21S4b,SV5b>	
226	R61 006 243	G	Solenoid coil	VPV Y	5	5					P472046X01	<SV1a,SV1b,SV3,SV8,SV9>	
227	R61 006 288	G	Pressure sensor	HP D173	1	1					KB00H904G09	<63HS1>	
228	R61 007 288	G	Pressure sensor	LP D173	1	1					KB00H904G10	<63LS>	
229	R63 008 288	G	Pressure sensor	HP D184	1	1					KB00F899G06	<63HS2>	
230	R63 Y11 208	G	Pressure switch	ACB1UB28W	1	1					P426320X01	<63H1>	
231	R63 L01 208	G	Pressure switch	3.3OFF	1	1					P426296X01	<63H2>	
232	R61 060 200	G	Thermistor		4	4					P418065X01	<TH3,TH5,TH6,TH7>	
233	R63 911 202	G	Thermistor		1	1					P425416X02	<TH4>	
234	R63 Y07 237	G	Belt heater	240V 45W	1	1					P493781X02	<CH11>	
235	R61 003 237	G	Belt heater	240V 35W							P497067X01	<CH11>	
236	R61 438 480	G	Heat exchanger	2L							KD01C880G01		
237	R61 440 480	G	Heat exchanger	2L BS							KD01C880G02		
238	R61 441 480	G	Heat exchanger	3L	1						KD01C881G01		
239	R61 442 480	G	Heat exchanger	3L BS		1					KD01C881G02		
240	R63 852 860	G	Rubber mount	For compressor	4	4					W897574H01		
241	R61 437 480	G	Plate heat exchanger assy		1	1					KB00P991G03		
242	R61 001 310	G	Sensor holder		1	1					KB25B471G02		
243	R63 4H6 402	G	Linear expansion valve coil	CAM	1	1					P472057X02	<LEV1>	
244	R63 4H7 402	G	Linear expansion valve coil	CAM	1	1					P472058X02	<SLEV>	
245	R61 017 425	G	Capillary tube assy								KB49U153G01	<CP2>	



No.	Part No.	G : RoHS Apply Only W : RoHS Apply by Running Change		Spec.	PUHY-RP200YJM-B	PUHY-RP250YJM-BBS	PUHY-RP250YJM-B	PUHY-RP250YJM-EBS	PUHY-RP300YJM-B	PUHY-RP350YJM-EBS	Dwg. No.	Notes for the models	Revision info.
		Part Name											
301	R61 312 305	G	Control box	RP200YJM	1						KE80C411G37		
302	R61 313 305	G	Control box	RP200 BS		1					KE80C411G38		
303	R61 314 305	G	Control box	RP250YJM			1		1		KE80C411G39		
304	R61 315 305	G	Control box	RP250 BS				1		1	KE80C411G40		
305	R61 316 305	G	Control box	RP350YJM							KE80C411G41		
306	R61 317 305	G	Control box	RP350 BS							KE80C411G42		
307	R61 027 259	G	Reactor		1	1					P715476X01	<DCL>	
308	R61 028 259	G	Reactor				1	1	1	1	P715475X01	<DCL>	
309	R61 012 259	G	Reactor								P715441X02	<DCL>	
310	R61 015 293	G	Noise filter		1	1	1	1	1	1	KE80C155G05	<Noise Filter,L>	
311	R61 007 246	G	Terminal block		1	1	1	1	1	1	S436005H12	<TB1>	
312	R61 001 255	G	Capacitor assy		1	1	1	1	1	1	KE00D263G01	<C100>	
313	R61 003 216	G	Relay		1	1	1	1	1	1	P421295X01	<72C>	
314	R61 037 280	G	FAN board		1	1	1	1	1	1	W652171G07		
315	R61 154 280	G	INV board		1	1					KE80C154G09		
316	R61 155 280	G	INV board				1	1	1	1	KE80C154G10		
317	R61 053 281	G	Control board		1	1	1	1	1	1	KE80C153G49		
318	R61 012 281	G	M-NET board		1	1	1	1	1	1	KE80C055G03		
319	R61 001 234	G	Resistor		2	2	2	2	2	2	P411151X01	<R1,R5>	
320	R63 992 964	G	Fuse	3.15A AC250V T	1	1	1	1	1	1	S423001H29		
321	R63 993 964	G	Fuse	6.3A AC250V T	1	1	1	1	1	1	S423001H30		

No.	Part No.	G : RoHS Apply Only W : RoHS Apply by Running Change	Part Name	Spec.	PUHY-RP350YJM-B					Dwg. No.	Notes for the models	Revision info.
301	R61 312 305	G	Control box	RP200YJM						KE80C411G37		
302	R61 313 305	G	Control box	RP200 BS						KE80C411G38		
303	R61 314 305	G	Control box	RP250YJM						KE80C411G39		
304	R61 315 305	G	Control box	RP250 BS						KE80C411G40		
305	R61 316 305	G	Control box	RP350YJM	1					KE80C411G41		
306	R61 317 305	G	Control box	RP350 BS		1				KE80C411G42		
307	R61 027 259	G	Reactor							P715476X01	<DCL>	
308	R61 028 259	G	Reactor							P715475X01	<DCL>	
309	R61 012 259	G	Reactor		1	1				P715441X02	<DCL>	
310	R61 015 293	G	Noise filter		1	1				KE80C155G05	<Noise Filter,L>	
311	R61 007 246	G	Terminal block		1	1				S436005H12	<TB1>	
312	R61 001 255	G	Capacitor assy		1	1				KE00D263G01	<C100>	
313	R61 003 216	G	Relay		1	1				P421295X01	<72C>	
314	R61 037 280	G	FAN board		1	1				W652171G07		
315	R61 154 280	G	INV board							KE80C154G09		
316	R61 155 280	G	INV board		1	1				KE80C154G10		
317	R61 053 281	G	Control board		1	1				KE80C153G49		
318	R61 012 281	G	M-NET board		1	1				KE80C055G03		
319	R61 001 234	G	Resistor		2	2				P411151X01	<R1,R5>	
320	R63 992 964	G	Fuse	3.15A AC250V T	1	1				S423001H29		
321	R63 993 964	G	Fuse	6.3A AC250V T	1	1				S423001H30		

