


OPTIONAL PARTS

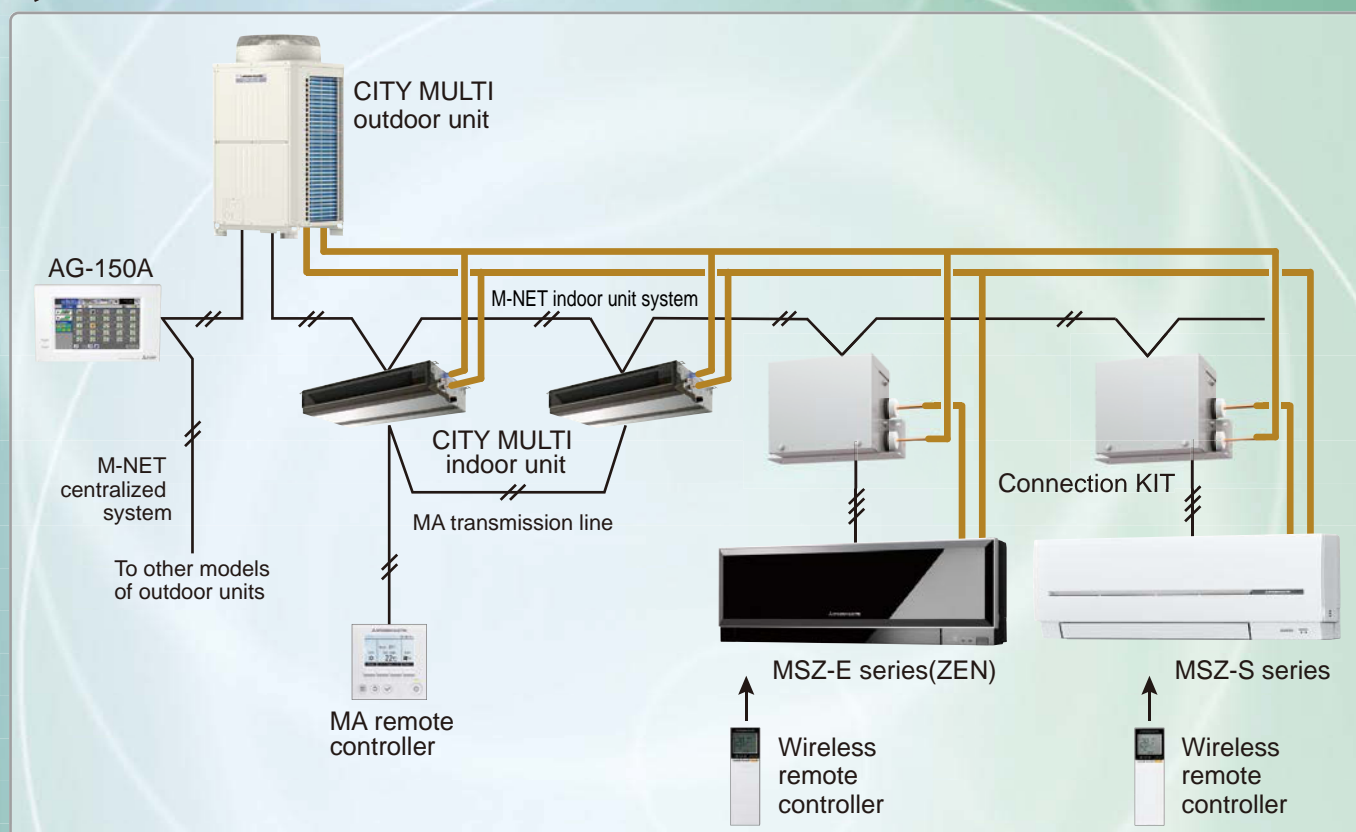
CITY MULTI Connection KIT **PAC-LV11M-J**

Feature

- **Connection between CITY MULTI and RAC**
 - Wider indoor unit selection options
 - Controllable from MELANS controller
- **Compact size 183 x 355 x 142 mm (H x W x D)**
- **Can be installed vertically and horizontally**
- **Maximum distance of 15 m between Connection KIT and RAC Indoor unit.**
- **No need for drain pipe.**



System Structure



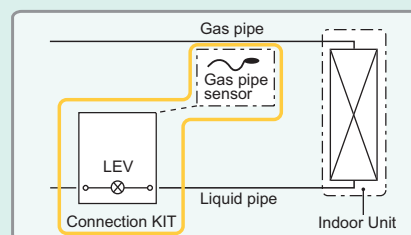
*Refer to the relevant manuals for detailed information and restrictions.

Specifications

MODEL		PAC-LV11M-J	
Power source		Single / 220-240V / 50Hz	
Connectable number of indoor unit		1	
External finish		Galvanized steel sheet (No external finish)	
External dimension H x W x D		mm	183 x 355 x 142
Net weight		kg	3.5
Refrigerant piping diameter	Liquid pipe	mm	6.35 Braze
	Gas pipe	mm	—
Wiring		To Outdoor unit	
		2-core shield cable	

Refrigerant Circuit Diagrams

The gas pipe sensor (packaged, field-installed) and the built-in sensor on the RAC units allow for optimum control of the LEV.



Connectable Models

Outdoor Unit

PUHY series
PURY series

Indoor Unit

MSZ-E series



WHITE



BLACK



SILVER

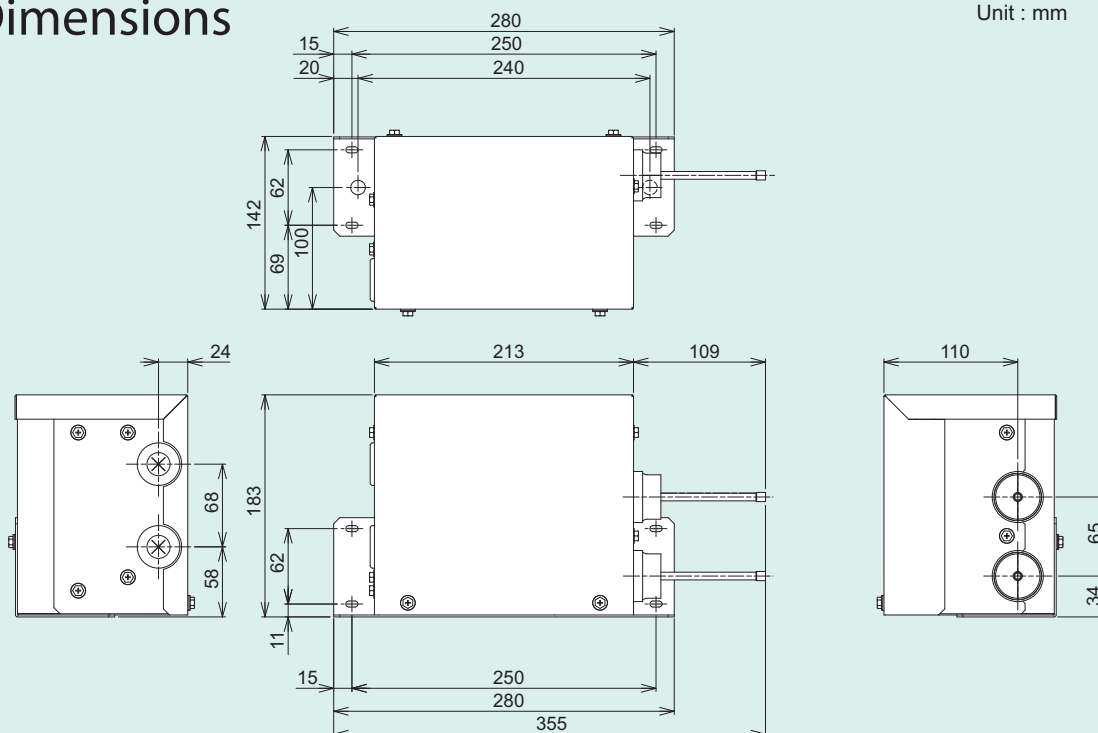
MSZ-S series



WHITE

External Dimensions

Unit : mm



for a greener tomorrow

Eco Changes is the Mitsubishi Electric Group's environmental statement, and expresses the Group's stance on environmental management. Through a wide range of businesses, we are helping contribute to the realization of a sustainable society.

MITSUBISHI ELECTRIC CORPORATION