

Inverter air to Water Heat Pumps

McEnergy HPI “Extension”

SE (Standard Efficiency) 072.2 ÷ 167.3

Cooling Capacity from 254 up to 583 kW

Heating Capacity from 270 up to 615 kW

Refrigerant: R-134a

HFC 134a
ecological refrigerant



McQuay is participating in the Eurovent Certification Programme. Product are as listed in the Eurovent Directory of Certified Products and on the web site [www .eurovent-certification. com](http://www.eurovent-certification.com)



Index

| | |
|---|-----------|
| Features and advantages | 3 |
| High part load efficiency | 3 |
| Seasonal quietness | 3 |
| Quick comfort conditions | 3 |
| Low starting current | 3 |
| Power factor always > 0.95 | 3 |
| Redundancy | 3 |
| Infinitely capacity control | 3 |
| Code requirements – Safety and observant of laws/directives | 4 |
| Certifications | 4 |
| Versions | 4 |
| Noise Configuration | 4 |
| General characteristics | 5 |
| Cabinet and structure | 5 |
| Screw compressors with integrated oil separator | 5 |
| Ecological HFC 134a refrigerant | 5 |
| Evaporator | 5 |
| Condenser coils | 5 |
| Condenser coil fans | 5 |
| Electronic expansion valve | 5 |
| Refrigerant Circuit | 5 |
| Electrical control panel | 6 |
| Standard accessories (supplied on basic unit) | 7 |
| Options (on request) | 8 |
| Nomenclature | 9 |
| Specifications McEnergy HPI “Extension” SE-ST | 10 |
| Specifications McEnergy HPI “Extension” SE-LN | 11 |
| Sound Levels | 18 |
| Cooling Mode - McEnergy HPI “Extension” SE ST | 18 |
| Cooling Mode - McEnergy HPI “Extension” SE LN | 18 |
| Heating Mode - McEnergy HPI “Extension” SE ST | 19 |
| Heating Mode - McEnergy HPI “Extension” SE LN | 19 |
| Sound pressure level correction factors for different distances - McEnergy HPI “Extension” SE ST/LN | 19 |
| Operating limits | 20 |
| Water charge, flow and quality | 23 |
| Water content in cooling circuits | 24 |
| Automatic and Manual Boost - Cooling Mode | 25 |
| Automatic and Manual Boost - Heating Mode | 25 |
| Heating Capacity correction factors for different evaporator inlet air temperature and relative humidity conditions | 26 |
| Integrated Heating Capacity - Automatic Boost | 26 |
| Integrated Heating Capacity - Manual Boost | 27 |
| Standard ratings | 28 |
| Cooling Mode - McEnergy HPI “Extension” SE-ST | 28 |
| Cooling Mode - McEnergy HPI “Extension” SE-LN | 31 |
| Heating Mode - McEnergy HPI “Extension” SE-ST | 34 |
| Heating Mode - McEnergy HPI “Extension” SE-LN | 38 |
| Evaporator water pressure drops | 42 |
| Options | 43 |
| Dimensions McEnergy HPI “Extension” SE ST / LN | 49 |
| Installation notes | 50 |
| Warning | 50 |
| Handling | 50 |
| Location | 50 |
| Space requirements | 50 |
| Acoustic protection | 52 |
| Storage | 52 |
| GENERAL | 53 |
| REFRIGERANT | 53 |
| PERFORMANCE | 53 |
| UNIT DESCRIPTION | 53 |
| NOISE LEVEL AND VIBRATIONS | 54 |
| DIMENSIONS | 54 |
| HEAT PUMP COMPONENTS | 54 |

Features and advantages

High part load efficiency

McEnergy HPI “Extension” is the result of careful design, aimed to optimizing the energy efficiency of the chillers, with the objective of bringing down operating costs and improving installation profitability, effectiveness and economical management.

Per European Seasonal Energy Efficiency Ratio (ESEER), chillers operate at design conditions only three percent of the time. As a result better part load efficiencies are required at part load conditions in a heat pump application. McEnergy HPI “Extension” maximizes chiller efficiency by optimizing single screw compressor operation dramatically reducing the electric power consumption when the motor speed slows.

Seasonal quietness

Very low noise levels in part load conditions are achieved by varying the fan speed, but especially thanks to the variation of compressor frequency, which ensure the minimum noise level at all the time.

Quick comfort conditions

The ability to vary the output power in direct relation to the cooling requirements of the system, allow the possibility to achieve building comfort conditions much faster at start-up.

Low starting current

No current spikes at start-up. The starting current is always lower than current absorbed in the maximum operating conditions (FLA).

Power factor always > 0.95

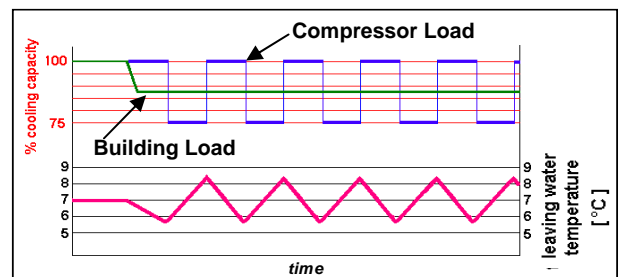
McEnergy HPI “Extension” can operate always > 0.95 power factor, which can allows building owners avoid power factor penalties and decreases electrical losses in cable and transformers.

Redundancy

McEnergy HPI “Extension” has two or three truly independent refrigerant circuits in every size, in order to assure maximum safety for any maintenance, whether planned or not.

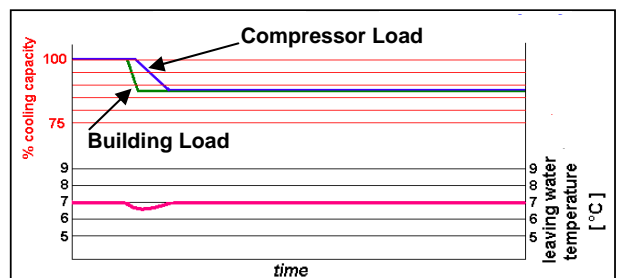
Infinitely capacity control

Cooling capacity control is infinitely variable by means of a Inverter driven screw compressor controlled by microprocessor system. Each unit has infinitely variable capacity control from 100% down to 13,5% (two compressors units) and down to 7% (three compressors). This modulation allows the compressor capacity to exactly match the building cooling load without any leaving evaporator water temperature fluctuation. This chilled water temperature fluctuation is avoided only with a stepless control.



ELWT fluctuation with steps capacity control (4 steps)

With a compressor load step control in fact, the compressor capacity, at partial loads, will be too high or too low compared to the building cooling load. The result is an increase in chiller energy costs, particularly at the part-load conditions at which the chiller operates most of the time.



Units with stepless regulation offer benefits that the units with step regulation are unable to match. The ability to follow the system energy demand at any time and the possibility to provide steady outlet water temperature without deviations from the set-point, are the two points that allow you to understand how the optimum operating conditions of a system can be met only through the use of a unit with step-less regulation.

Code requirements – Safety and observant of laws/directives

All McEnergy HPI “Extension” units are designed and manufactured in accordance with applicable selections of the following:

| | |
|---------------------------------|----------------------------|
| Rating of chillers | EN 12055 |
| Construction of pressure vessel | 97/23/EC (PED) |
| Machinery Directive | 98/37/EC as modified |
| Low Voltage | 2006/95/EC |
| Electromagnetic Compatibility | 2004/108/EC |
| Electrical & Safety codes | EN 60204-1 / EN 60335-2-40 |
| Manufacturing Quality Stds | UNI – EN ISO 9001:2000 |

Certifications

All units manufactured by McQuay Italia S.p.A. are CE marked, complying with European directives in force, concerning manufacturing and safety. On request units can be produced complying with laws in force in non European countries (ASME, GOST, etc.), and with other applications, such as naval (RINA, etc.).

Versions

McEnergy HPI “Extension” is available in the following versions:

S: Standard Efficiency

13 sizes to cover a range from 254 up to 583 kW (Cooling Capacity) and from 270 up to 615 kW (Heating Capacity), with an EER up to 2.87, an ESEER up to 4.29 and a COP up to 3.04.

The EER (Energy Efficiency Ratio) is the ratio of the Cooling Capacity to the Power Input of the unit. The Power Input includes: the power input for operation of the compressor, the power input of all control and safety devices, the power input for fans.

The COP (Coefficient of Performance) is the ratio of the heating capacity to the power input of the unit.

The ESEER (European Seasonal Energy Efficiency Ratio) is a weighed formula enabling to take into account the variation of EER with the load rate and the variation of air inlet condenser temperature.

$$ESEER = A \times EER_{100\%} + B \times EER_{75\%} + C \times EER_{50\%} + D \times EER_{25\%}$$

| | A | B | C | D |
|---------------------------------|-----------|------------|------------|------------|
| Coefficient | 0.03 (3%) | 0.33 (33%) | 0.41 (41%) | 0.23 (23%) |
| Air inlet condenser temperature | 35°C | 30°C | 25°C | 20°C |

Noise Configuration

McEnergy HPI “Extension” is available in two different noise level configurations:

ST: Standard Noise

Condenser fan rotating at 920 rpm, rubber antivibration on compressor

LN: Low Noise

Condenser fan rotating at 715 rpm (920 rpm in heating mode), rubber antivibration on compressor, compressor sound enclosure.

General characteristics

Cabinet and structure

The cabinet is made of galvanized steel sheet and painted to provide a high resistance to corrosion. Colour Ivory White (Munsell code 5Y7.5/1) (\pm RAL7044). The base frame has eye-hook for lifting the unit with ropes for an easy installation. The weight is uniformly distributed along the profiles of the base and this facilitates the arrangement of the unit.

Screw compressors with integrated oil separator

The compressors are semi-hermetic, single-screw type with gate-rotor (made of carbon impregnated engineered composite material). Each compressor has one inverter managed by the unit microprocessor for infinitely modulating the capacity. An integrated high efficiency oil separator maximises the oil separation.

Start is inverter type.

Ecological HFC 134a refrigerant

The compressors have been designed to operate with R-134a, ecological refrigerant with zero ODP (Ozone Depletion Potential) and very low GWP (Global Warming Potential) that means low TEWI (Total Equivalent Warming Impact).

Evaporator

The units are equipped with a Direct Expansion shell&tube evaporator with copper tubes rolled into steel tubesheets. The evaporators are single-pass on both the refrigerant and water sides for pure counter-flow heat exchange and low refrigerant pressure drops. Both attributes contribute to the heat exchanger effectiveness and total unit's outstanding efficiency.

The external shell is covered with a 10mm closed cell insulation material. Each evaporator has 2 or 3 circuits, one for each compressor and is manufactured in accordance to PED approval. The evaporator water outlet connections are provided with Victaulic Kit (as standard).

Condenser coils

The condenser is manufactured with internally enhanced seamless copper tubes arranged in a staggered row pattern and mechanically expanded into lanced and rippled aluminium condenser fins with full fin collars. An integral sub-cooler circuit provides sub-cooling to effectively eliminate liquid flashing and increase in cooling capacity without increasing the power input.

Condenser coil fans

The condenser fans are propeller type with high efficiency design blades to maximize performances. The material of the blades is glass reinforced resin and each fan is protected by a guard. Fan motor is thermally protected (as standard) by internal thermal motor and protected by circuit breaker installed inside the electrical panel as a standard. The motors are IP54.

Electronic expansion valve

The unit is equipped with the most advanced electronic expansion valves to achieve precise control of refrigerant mass flow. As today's system requires improved energy efficiency, tighter temperature control, wider range of operating conditions and incorporate features like remote monitoring and diagnostics, the application of electronic expansion valves becomes mandatory. Electronic expansion valve proposes features that make it unique: short opening and closing time, high resolution, positive shut-off function to eliminate use of additional solenoid valve, continuous modulation of mass flow without stress in the refrigerant circuit and corrosion resistance stainless steel body.

Electronic Expansion Valves are typically working with lower ΔP between high and low pressure side, than a thermostatic expansion valve. The electronic expansion valve allows the system to work with low condenser pressure (winter time) without any refrigerant flow problems and with a perfect chilled water leaving temperature control.

Refrigerant Circuit

Each unit has 2 or 3 independent refrigerant circuits and each one includes:

- Compressor with integrated oil separator
- Air Cooled Condenser
- Electronic expansion valve
- Evaporator
- Discharge line shut off valve
- Liquid line shut off valve
- Suction line shut off valve
- Sight glass with moisture indicator
- Filter drier
- Charging valves

- High pressure switch
- High and low pressure transducers

Electrical control panel

Power and control are located in two sections of the main panel that is manufactured to ensure protection against all weather conditions. The electrical panel is IP54 and (when opening the doors) internally protected with Plexiglas panel against possible accidental contact with electrical components (IP20). The main panel is fitted with a main switch interlocked door.

Power Section

The power section includes circuit breaker, compressors inverters, fans contactors, fans thermal overload relays, fans inverter and control circuit transformer.

MicroTech II controller

MicroTech II C Plus controller is installed as standard; it can be used to modify unit set-points and check control parameters. A built-in display shows machine's operating status, programmable values, set-points, like temperatures and pressures of water, refrigerant and air. Device controls maximise the chiller energy efficiency and the reliability. A sophisticated software with predictive logic, select the most energy efficient combination of compressors, EEXV and condenser fans to keep stable operating conditions and maximise energy efficiency. The compressors are automatically rotated to ensure equal operating hours. MicroTech II C Plus protects critical components in response to external signals from its system sensors measuring: motor temperatures, refrigerant gas and oil pressures, correct phase sequence and evaporator.

Control section - main features

- Management of the compressor capacity, Inverter, slide and fans modulation.
- Chillers enabled to work in partial failure condition.
- Full routine operation at condition of:
 - high ambient temperature value,
 - high thermal load,
 - high evaporator entering water temperature (start-up).
- Display of evaporator entering/leaving water temperature.
- Display of condensing-evaporating temperature and pressure, suction and discharge superheat for each circuit.
- Leaving water cooled temperature regulation. Temperature tolerance = 0,1°C.
- Compressors and evaporator pumps hours counter.
- Display of Status Safety Devices.
- Start up numbers and compressors working hours equalization.
- Optimized management of compressors load.
- Fans management according to condensing pressure.
- Automatic re-start in case of power supply interruption (adjustable).
- Soft Load.
- Start at high evaporator water temperature.
- Return Reset.
- AOT Reset (optional).
- Set point Reset (optional).

Safety device / logic for each refrigerant circuit

- High pressure (pressure switch).
- Low pressure (transducer).
- Condensation fan Magneto-thermal.
- High Discharge Temperature on the compressor.
- Phase Monitor.
- Low pressure ratio.
- High oil pressure drop.

- Low oil pressure.

System security

- Phase monitor.
- Freeze protection.

Regulation type

Proportional + integral + derivative regulation on the leaving water evaporator output probe.

Condensing pressure

The condensation can be carried out according to temperature or pressure or pressure ratio. The fans can be managed according to a 0/10 V modulating signal.

Intelligent Compressor Start Mode

Control software includes an intelligent compressor start mode that unloads the first compressor to 75% during the start of the second one, in order to reduce inrush current.

MicroTech II C Plus terminal

MicroTech II C Plus built-in terminal has the following features.

- 4-lines by 20-character liquid crystal display back lighting.
- Key-pad consisting of 6 keys.
- Memory to protect the data.
- General faults alarm relays.
- Password access to modify the setting.
- Service report displaying all running hours and general conditions.
- Alarm history memory to allow an easy fault analysis.

Supervising systems (on request)

MicroTech II C Plus remote control

MicroTech II C Plus is able to communicate to BMS (Building Management System) based on the most common protocols as:

- CARELNative
- ModbusRTU
- LonWorks, now also based on the international 8040 Standard Chiller Profile and LonMark Technology
- BacNet BTP certified over IP and MS/TP (class 4)
- Ethernet TCP/IP and SNMP.

Standard accessories (supplied on basic unit)

Inverter compressor starter – For low inrush current and reduced starting torque.

Double set-point – Dual leaving water temperature set-points.

Fans thermal overload relays – Safety devices against fan motor overloading in addition to the normal protection envisaged by the electrical windings.

Phase monitor – The phase monitor controls that phases sequence is correct and controls phase loss.

Evaporator Victaulic kit on water connection – Hydraulic joint with gasket for an easy and quick water connection.

10mm evaporator insulation

Evaporator electric heater – Electric heater controlled by a thermostat to protect the evaporator from freezing down to -28°C ambient temperature, providing the power supply is on.

Electronic expansion valve

Discharge line shut off valves – Installed on the discharge port of the compressor to facilitate maintenance operation.

Suction line shut off valve – Installed on the suction port of the compressor to facilitate maintenance operation.

Low pressure side manometers

Compressor hour run meter

General fault – Alarm relay.

Main switch interlock door

Emergency stop

Fans circuit breakers – Safety device against motor overloading and short circuit

Options (on request)

Partial heat recovery – Produced with plate to plate heat exchangers installed between the compressor discharge and the condenser coil, allowing to produce hot water.

Brine version – Allows the unit to operate down to -8°C leaving liquid temperature (antifreeze required).

Under/Over Voltage – This device control the voltage value of power supply and stop the chiller if the value exceeds the allowed operating limits.

Energy Meter – This device allows to measure the energy absorbed by the chiller during its life. It is installed inside the control box mounted on a DIN rail and show on a digital display: Line-to-Line Voltage, Phase and Average Current, Active and Reactive Power, Active Energy, Frequency.

Current limit – To limit maximum absorbed current of the unit whenever is required

20mm evaporator insulation

Fan Silent Mode - The microprocessor clock switches the fan at low speed according to the client setting (i.e. Night & Day), providing that the ambient temperature/condensing pressure is allowing the speed change. It allows a perfect condensing control down to -10°C.

Fan speed regulation – To control the fan speed revolution for smooth operating control of the unit. This option improves the sound level of the unit during low ambient temperature operation.

Condenser coil guards

Cu-Cu condensing coils – To give better protection against corrosion by aggressive environments.

Cu-Cu-Sn condensing coils – To give better protection against corrosion in aggressive environments and by salty air.

Alucoat condensing coils – Fins are protected by a special acrylic paint with a high resistance to corrosion.

Evaporator Flow switch – Supplied separately to be wired and installed on the evaporator water piping (by the customer).

High pressure side manometers

Set-point reset – The leaving water temperature set-point can be overwritten with the following options: 4-20mA from external source (by user); outside ambient temperature; evaporator water temperature Δt .

Demand limit – User can limit the load of the unit by 4-20mA signal or by network system

Alarm from external device – Microprocessor is able to receive an alarm signal from an external device (pump etc...). User can decide if this alarm signal will stop or not the unit.

Outside ambient temperature sensor and reset of leaving water temperature set-point

Kit container

Rubber type antivibration mounts – Supplied separately, these are positioned under the base of the unit during installation. Ideal to reduce the vibrations when the unit is floor mounted.

Spring type antivibration mounts – Supplied separately, these are positioned under the base of the unit during installation. Ideal for dampening vibrations for installation on roofs and metallic structures.

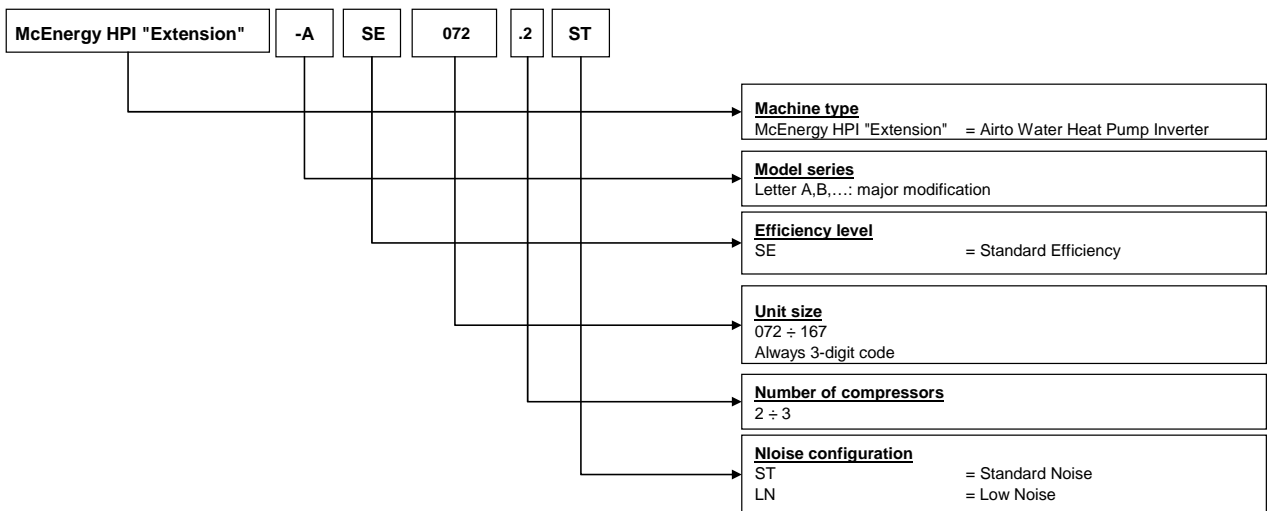
Water circulation pump (low or high lifting) – Not available for McEnergy HPI “Extension” SE 072.2÷167.3 LN. Hydronic kit consists of: single direct driven centrifugal pump, water filling system with pressure gauge, safety valve, drain valve. The motor pump is protected by a circuit breaker installed in control panel. The kit is assembled and wired to the control panel. The pipe and pump are protected from freezing with an additional electrical heater.

Two water circulation pumps (low or high lifting) – Not available for McEnergy HPI “Extension” SE 072.2÷167.3 LN. Hydronic kit consists of: twin direct driven centrifugal pumps, water filling system with pressure gauge, safety valve, drain valve. The motor pump is protected by a circuit breaker installed in control panel. The kit is assembled and wired to the control panel. The pipe and pumps are protected from freezing with an additional electrical heater.

Witness test – Every unit is always tested at the test bench prior to the shipment. On request, a second test can be carried out, at customer’s presence, in accordance with the procedures indicated on the test form. (Not available for units with glycol mixtures).

Double pressure relief valve with diverter

Nomenclature



Specifications McEnergy HPI “Extension” SE-ST

| TECHNICAL SPECIFICATIONS | | | Version SE - ST | 072.2 | 079.2 | 083.2 | 093.2 | 096.2 |
|--------------------------|--|----------|-----------------|---|--------|--------|--------|--------|
| Capacity (1) (2) | Cooling | | kW | 254 | 273 | 292 | 324 | 339 |
| | Heating | | kW | 270 | 297 | 324 | 333 | 349 |
| Capacity control | Type | | --- | Stepless | | | | |
| | Minimum capacity | | % | 13 | 13 | 13 | 13 | 13 |
| Unit power input (1) (2) | Cooling | | kW | 90.3 | 100 | 109 | 116 | 124 |
| | Heating | | kW | 90.4 | 99.3 | 107 | 117 | 124 |
| EER (1) | | | --- | 2.81 | 2.74 | 2.69 | 2.79 | 2.74 |
| COP (2) | | | --- | 2.98 | 2.99 | 3.03 | 2.84 | 2.80 |
| ESEER | | | --- | 4.05 | 4.04 | 4.01 | 4.07 | 4.01 |
| IPLV | | | --- | 4.58 | 4.62 | 4.62 | 4.75 | 4.64 |
| Casing | Colour | | --- | Ivory White | | | | |
| | Material | | --- | Galvanized and painted steel sheet | | | | |
| Dimensions | Unit | Height | mm | 2335 | 2335 | 2335 | 2335 | 2335 |
| | | Width | mm | 2254 | 2254 | 2254 | 2254 | 2254 |
| | | Length | mm | 3547 | 3547 | 3547 | 4381 | 4381 |
| Weight | Unit | | kg | 3410 | 3455 | 3500 | 3870 | 3870 |
| | Operating Weight | | kg | 3550 | 3595 | 3640 | 4010 | 4010 |
| Water heat exchanger | Type | | --- | Single Pass Shell&Tube | | | | |
| | Water volume | | l | 138 | 138 | 138 | 133 | 133 |
| | Nominal water flow rate | Cooling | l/s | 12.12 | 13.03 | 13.94 | 15.46 | 16.21 |
| | Nominal water flow rate | Heating | l/s | 12.89 | 14.18 | 15.49 | 15.89 | 16.66 |
| | Nominal Water pressure drop | Cooling | kPa | 37 | 42 | 48 | 53 | 58 |
| | Nominal Water pressure drop | Heating | kPa | 42 | 49 | 58 | 55 | 60 |
| | Insulation material | | | Closed cell | | | | |
| Air heat exchanger | Type | | --- | High efficiency fin and tube type with integral subcooler | | | | |
| Fan | Type | | --- | Direct propeller type | | | | |
| | Drive | | --- | DOL | | | | |
| | Diameter | | mm | 800 | 800 | 800 | 800 | 800 |
| | Nominal air flow | | l/s | 31728 | 31728 | 31728 | 42304 | 42304 |
| | Model | Quantity | No. | 6 | 6 | 6 | 8 | 8 |
| | | Speed | rpm | 920 | 920 | 920 | 920 | 920 |
| Motor input | | W | 1.75 | 1.75 | 1.75 | 1.75 | 1.75 | |
| Compressor | Type | | --- | Semi-hermetic single screw compressor Inverter driven | | | | |
| | Oil charge | | l | 26 | 26 | 26 | 26 | 26 |
| | Quantity | | No. | 2 | 2 | 2 | 2 | 2 |
| Sound level | Sound Power | Cooling | dB(A) | 100.5 | 100.5 | 100.5 | 101.2 | 101.2 |
| | | Heating | dB(A) | 100.5 | 100.5 | 100.5 | 101.2 | 101.2 |
| | Sound Pressure (3) | Cooling | dB(A) | 82.1 | 82.1 | 82.1 | 82.3 | 82.3 |
| | | Heating | dB(A) | 82.1 | 82.1 | 82.3 | 82.3 | 82.3 |
| Refrigerant circuit | Refrigerant type | | --- | R-134a | R-134a | R-134a | R-134a | R-134a |
| | Refrigerant charge | | kg. | 88 | 94 | 100 | 118 | 118 |
| | N. of circuits | | No. | 2 | 2 | 2 | 2 | 2 |
| Piping connections | Evaporator water inlet/outlet | | mm | 139.7 | 139.7 | 139.7 | 139.7 | 139.7 |
| Safety devices | High discharge pressure (pressure switch) | | | | | | | |
| | High discharge pressure (pressure transducer) | | | | | | | |
| | Low suction pressure (pressure transducer) | | | | | | | |
| | Compressor overload (Kriwan) | | | | | | | |
| | High discharge temperature | | | | | | | |
| | Low oil pressure | | | | | | | |
| | Low pressure ratio | | | | | | | |
| | High oil filter pressure drop | | | | | | | |
| Phase monitor | | | | | | | | |
| Notes (1) | Cooling capacity, unit power input in cooling and EER are based on the following conditions: evaporator 12/7°C; ambient 35°C, unit at full load operation. | | | | | | | |
| Notes (2) | Heating capacity, unit power input in heating and COP are based on the following conditions: condenser 40/45°C; ambient 7°C DB, unit at full load operation. | | | | | | | |
| Notes (3) | The values are according to ISO 3744 and are referred to: evaporator 12/7°C, ambient 35°C, full load operation. | | | | | | | |

| TECHNICAL SPECIFICATIONS | | | Version SE - ST | 103.2 | 109.2 | 117.2 | 124.2 | 130.3 |
|--------------------------|--|-------------|---|--------|--------|--------|--------|-------|
| Capacity (1) | Cooling | kW | 365 | 382 | 413 | 436 | 457 | |
| | Heating | kW | 379 | 410 | 443 | 463 | 475 | |
| Capacity control | Type | --- | Stepless | | | | | |
| | Minimum capacity | % | 13 | 13 | 13 | 13 | 9 | |
| Unit power input (1) | Cooling | kW | 134 | 142 | 152 | 163 | 161 | |
| | Heating | kW | 132 | 141 | 155 | 165 | 164 | |
| EER (1) | --- | 2.73 | 2.68 | 2.72 | 2.68 | 2.83 | | |
| COP (2) | --- | 2.87 | 2.90 | 2.85 | 2.81 | 2.90 | | |
| ESEER | --- | 4.02 | 3.94 | 4.03 | 4.01 | 4.31 | | |
| IPLV | --- | 4.71 | 4.67 | 4.73 | 4.69 | 4.85 | | |
| Casing | Colour | --- | Ivory White | | | | | |
| | Material | --- | Galvanized and painted steel sheet | | | | | |
| Dimensions | Unit | Height | mm | 2335 | 2335 | 2335 | 2335 | 2335 |
| | | Width | mm | 2254 | 2254 | 2254 | 2254 | 2254 |
| | | Length | mm | 4381 | 4381 | 5281 | 5281 | 6583 |
| Weight | Unit | kg | 3940 | 4010 | 4390 | 4390 | 5015 | |
| | Operating Weight | kg | 4068 | 4138 | 4518 | 4518 | 5255 | |
| Water heat exchanger | Type | --- | Single Pass Shell&Tube | | | | | |
| | Water volume | l | 128 | 128 | 128 | 128 | 240 | |
| | Nominal water flow rate | Cooling | l/s | 17.42 | 18.25 | 19.72 | 20.81 | 21.83 |
| | | Heating | l/s | 18.11 | 19.57 | 21.15 | 22.14 | 22.68 |
| | Nominal Water pressure drop | Cooling | kPa | 53 | 57 | 46 | 51 | 61 |
| | | Heating | kPa | 57 | 65 | 52 | 57 | 66 |
| Insulation material | --- | Closed cell | | | | | | |
| Air heat exchanger | Type | --- | High efficiency fin and tube type with integral subcooler | | | | | |
| Fan | Type | --- | Direct propeller type | | | | | |
| | Drive | --- | DOL | | | | | |
| | Diameter | mm | 800 | 800 | 800 | 800 | 800 | |
| | Nominal air flow | l/s | 42304 | 42304 | 52880 | 52880 | 63456 | |
| | Model | Quantity | No. | 8 | 8 | 10 | 10 | 12 |
| | | Speed | rpm | 920 | 920 | 920 | 920 | 920 |
| Motor input | | W | 1.75 | 1.75 | 1.75 | 1.75 | 1.75 | |
| Compressor | Type | --- | Semi-hermetic single screw compressor Inverter driven | | | | | |
| | Oil charge | l | 26 | 26 | 26 | 26 | 39 | |
| | Quantity | No. | 2 | 2 | 2 | 2 | 3 | |
| Sound level | Sound Power | Cooling | dB(A) | 101.2 | 101.2 | 101.8 | 101.8 | 103.6 |
| | | Heating | dB(A) | 101.2 | 101.2 | 101.8 | 101.8 | 103.6 |
| | Sound Pressure (3) | Cooling | dB(A) | 82.3 | 82.3 | 82.5 | 82.5 | 83.7 |
| | | Heating | dB(A) | 82.3 | 82.5 | 82.5 | 83.7 | 83.7 |
| Refrigerant circuit | Refrigerant type | --- | R-134a | R-134a | R-134a | R-134a | R-134a | |
| | Refrigerant charge | kg. | 121 | 124 | 148 | 148 | 177 | |
| | N. of circuits | No. | 2 | 2 | 2 | 2 | 3 | |
| Piping connections | Evaporator water inlet/outlet | mm | 139.7 | 139.7 | 139.7 | 139.7 | 219.1 | |
| Safety devices | High discharge pressure (pressure switch) | | | | | | | |
| | High discharge pressure (pressure transducer) | | | | | | | |
| | Low suction pressure (pressure transducer) | | | | | | | |
| | Compressor overload (Kriwan) | | | | | | | |
| | High discharge temperature | | | | | | | |
| | Low oil pressure | | | | | | | |
| | Low pressure ratio | | | | | | | |
| | High oil filter pressure drop | | | | | | | |
| Phase monitor | | | | | | | | |
| Notes (1) | Cooling capacity, unit power input in cooling and EER are based on the following conditions: evaporator 12/7°C; ambient 35°C, unit at full load operation. | | | | | | | |
| Notes (2) | Heating capacity, unit power input in heating and COP are based on the following conditions: condenser 40/45°C; ambient 7°C DB, unit at full load operation. | | | | | | | |
| Notes (3) | The values are according to ISO 3744 and are referred to: evaporator 12/7°C, ambient 35°C, full load operation. | | | | | | | |

| TECHNICAL SPECIFICATIONS | | | Version SE - ST | 144.3 | 153.3 | 167.3 |
|--------------------------|--|-------------|---|--------|--------|-------|
| Capacity (1) | Cooling | kW | 505 | 522 | 583 | |
| | Heating | kW | 530 | 558 | 615 | |
| Capacity control | Type | --- | Stepless | | | |
| | Minimum capacity | % | 9 | 9 | 9 | |
| Unit power input (1) | Cooling | kW | 178 | 186 | 215 | |
| | Heating | kW | 176 | 184 | 205 | |
| EER (1) | | --- | 2.83 | 2.81 | 2.71 | |
| COP (2) | | --- | 3.02 | 3.04 | 3.00 | |
| ESEER | | --- | 4.13 | 4.13 | 4.05 | |
| IPLV | | --- | 4.89 | 4.85 | 4.78 | |
| Casing | Colour | --- | Ivory White | | | |
| | Material | --- | Galvanized and painted steel sheet | | | |
| Dimensions | Unit | Height | mm | 2335 | 2335 | 2335 |
| | | Width | mm | 2254 | 2254 | 2254 |
| | | Length | mm | 6583 | 6583 | 6583 |
| Weight | Unit | kg | 5495 | 5735 | 5735 | |
| | Operating Weight | kg | 5724 | 5964 | 5953 | |
| Water heat exchanger | Type | --- | Single Pass Shell&Tube | | | |
| | Water volume | l | 229 | 229 | 218 | |
| | Nominal water flow rate | Cooling | l/s | 24.11 | 24.92 | 27.87 |
| | | Heating | l/s | 25.33 | 26.65 | 29.39 |
| | Nominal Water pressure drop | Cooling | kPa | 50 | 53 | 65 |
| | | Heating | kPa | 55 | 60 | 71 |
| Insulation material | | | Closed cell | | | |
| Air heat exchanger | Type | --- | High efficiency fin and tube type with integral subcooler | | | |
| Fan | Type | --- | Direct propeller type | | | |
| | Drive | --- | DOL | | | |
| | Diameter | mm | 800 | 800 | 800 | |
| | Nominal air flow | l/s | 63456 | 63456 | 63456 | |
| | Model | Quantity | No. | 12 | 12 | 12 |
| | | Speed | rpm | 920 | 920 | 920 |
| | | Motor input | W | 1.75 | 1.75 | 1.75 |
| Compressor | Type | --- | Semi-hermetic single screw compressor Inverter driven | | | |
| | Oil charge | l | 39 | 39 | 39 | |
| | Quantity | No. | 3 | 3 | 3 | |
| Sound level | Sound Power | Cooling | dB(A) | 103.6 | 103.6 | 103.6 |
| | | Heating | dB(A) | 103.6 | 103.6 | 103.6 |
| | Sound Pressure (3) | Cooling | dB(A) | 83.7 | 83.7 | 83.7 |
| | | Heating | dB(A) | 83.7 | 83.7 | 83.7 |
| Refrigerant circuit | Refrigerant type | --- | R-134a | R-134a | R-134a | |
| | Refrigerant charge | kg. | 183 | 186 | 186 | |
| | N. of circuits | No. | 3 | 3 | 3 | |
| Piping connections | Evaporator water inlet/outlet | mm | 219.1 | 219.1 | 219.1 | |
| Safety devices | High discharge pressure (pressure switch) | | | | | |
| | High discharge pressure (pressure transducer) | | | | | |
| | Low suction pressure (pressure transducer) | | | | | |
| | Compressor overload (Kriwan) | | | | | |
| | High discharge temperature | | | | | |
| | Low oil pressure | | | | | |
| | Low pressure ratio | | | | | |
| | High oil filter pressure drop | | | | | |
| Phase monitor | | | | | | |
| Notes (1) | Cooling capacity, unit power input in cooling and EER are based on the following conditions: evaporator 12/7°C; ambient 35°C, unit at full load operation. | | | | | |
| Notes (2) | Heating capacity, unit power input in heating and COP are based on the following conditions: condenser 40/45°C; ambient 7°C DB, unit at full load operation. | | | | | |
| Notes (3) | The values are according to ISO 3744 and are referred to: evaporator 12/7°C, ambient 35°C, full load operation. | | | | | |

| ELECTRICAL SPECIFICATIONS | | | Version SE - ST | 072.2 | 079.2 | 083.2 | 093.2 | 096.2 |
|---------------------------|------------------------------------|---------|-----------------|---------|---------|---------|---------|---------|
| Power Supply | Phase | | --- | 3 | 3 | 3 | 3 | 3 |
| | Frequency | | Hz | 50 | 50 | 50 | 50 | 50 |
| | Voltage | | V | 400 | 400 | 400 | 400 | 400 |
| | Voltage Tolerance | Minimum | % | -10% | -10% | -10% | -10% | -10% |
| Maximum | | % | +10% | +10% | +10% | +10% | +10% | |
| Unit | Maximum starting current | | A | 217 | 217 | 217 | 264 | 296 |
| | Nominal running current cooling | | A | 150 | 167 | 181 | 196 | 209 |
| | Nominal running current heating | | A | 153 | 167 | 178 | 197 | 210 |
| | Maximum running current | | A | 238 | 238 | 238 | 285 | 324 |
| Fans | Maximum current for wires sizing | | A | 262 | 262 | 262 | 314 | 356 |
| | Nominal running current in cooling | | A | 4 | 4 | 4 | 4 | 4 |
| Fans | Nominal running current in heating | | A | 4 | 4 | 4 | 4 | 4 |
| | Phase | | No. | 3 | 3 | 3 | 3 | 3 |
| Compressor | Voltage | | V | 400 | 400 | 400 | 400 | 400 |
| | Voltage Tolerance | Minimum | % | -10% | -10% | -10% | -10% | -10% |
| | | Maximum | % | +10% | +10% | +10% | +10% | +10% |
| | Maximum running current | | A | 107+107 | 107+107 | 107+107 | 107+146 | 146+146 |
| | Starting method | | --- | VFD | | | | |

| ELECTRICAL SPECIFICATIONS | | | Version SE - ST | 103.2 | 109.2 | 117.2 | 124.2 | 130.3 |
|---------------------------|------------------------------------|---------|-----------------|---------|---------|---------|---------|-------------|
| Power Supply | Phase | | --- | 3 | 3 | 3 | 3 | 3 |
| | Frequency | | Hz | 50 | 50 | 50 | 50 | 50 |
| | Voltage | | V | 400 | 400 | 400 | 400 | 400 |
| | Voltage Tolerance | Minimum | % | -10% | -10% | -10% | -10% | -10% |
| Maximum | | % | +10% | +10% | +10% | +10% | +10% | |
| Unit | Maximum starting current | | A | 296 | 296 | 334 | 358 | 328 |
| | Nominal running current cooling | | A | 224 | 237 | 255 | 273 | 271 |
| | Nominal running current heating | | A | 222 | 235 | 260 | 276 | 275 |
| | Maximum running current | | A | 324 | 324 | 362 | 392 | 369 |
| Fans | Maximum current for wires sizing | | A | 356 | 356 | 398 | 431 | 406 |
| | Nominal running current in cooling | | A | 4 | 4 | 4 | 4 | 4 |
| Fans | Nominal running current in heating | | A | 4 | 4 | 4 | 4 | 4 |
| | Phase | | No. | 3 | 3 | 3 | 3 | 3 |
| Compressor | Voltage | | V | 400 | 400 | 400 | 400 | 400 |
| | Voltage Tolerance | Minimum | % | -10% | -10% | -10% | -10% | -10% |
| | | Maximum | % | +10% | +10% | +10% | +10% | +10% |
| | Maximum running current | | A | 146+146 | 146+146 | 146+176 | 176+176 | 107+107+107 |
| | Starting method | | --- | VFD | | | | |

| ELECTRICAL SPECIFICATIONS | | | Version SE - ST | 144.3 | 153.3 | 167.3 |
|---------------------------|------------------------------------|---------|-----------------|-------------|-------------|-------------|
| Power Supply | Phase | | --- | 3 | 3 | 3 |
| | Frequency | | Hz | 50 | 50 | 50 |
| | Voltage | | V | 400 | 400 | 400 |
| | Voltage Tolerance | Minimum | % | -10% | -10% | -10% |
| Maximum | | % | +10% | +10% | +10% | |
| Unit | Maximum starting current | | A | 398 | 430 | 430 |
| | Nominal running current cooling | | A | 300 | 313 | 357 |
| | Nominal running current heating | | A | 296 | 309 | 342 |
| | Maximum running current | | A | 447 | 486 | 486 |
| Fans | Maximum current for wires sizing | | A | 492 | 535 | 535 |
| | Nominal running current in cooling | | A | 4 | 4 | 4 |
| Fans | Nominal running current in heating | | A | 4 | 4 | 4 |
| | Phase | | No. | 3 | 3 | 3 |
| Compressor | Voltage | | V | 400 | 400 | 400 |
| | Voltage Tolerance | Minimum | % | -10% | -10% | -10% |
| | | Maximum | % | +10% | +10% | +10% |
| | Maximum running current | | A | 146+146+107 | 146+146+146 | 146+146+146 |
| | Starting method | | --- | VFD | | |

| | | | | | | | | |
|--|--|--|--|--|--|--|--|--|
| Notes | Allowed voltage tolerance $\pm 10\%$. Voltage unbalance between phases must be within $\pm 3\%$. | | | | | | | |
| | Maximum starting current: starting current of biggest compressor + current of the compressor at 75% maximum load + fans current for the circuit at 75%. | | | | | | | |
| | Nominal current in cooling mode is referred to installation with 25kA short circuit current and is based on the following conditions: evaporator 12°C/7°C; ambient 35°C.compressor + fans current. | | | | | | | |
| | Nominal current in heating mode is referred to installation with 25kA short circuit current and is based on the following conditions: condenser 40°C/45°C; ambient 7°C DB/6°C WB + fans current. | | | | | | | |
| | Maximum running current is based on max compressor absorbed current in its envelope and max fans absorbed current | | | | | | | |
| Maximum current for wires sizing: (compressors full load ampere + fans current) x 1,1. | | | | | | | | |

Specifications McEnergy HPI “Extension” SE-LN

| TECHNICAL SPECIFICATIONS | | | Version SE - LN | 072.2 | 079.2 | 083.2 | 093.2 | 096.2 |
|---------------------------------|--|-------------|---|-------------|-------------|-------------|-----------|-------|
| Capacity (1) (2) | Cooling | kW | 248 | 266 | 291 | 316 | 331 | |
| | Heating | kW | 270 | 297 | 324 | 333 | 349 | |
| Capacity control | Type | --- | Stepless | | | | | |
| | Minimum capacity | % | 13 | 13 | 13 | 13 | 13 | |
| Unit power input (1) (2) | Cooling | kW | 88.5 | 98 | 109 | 113 | 122 | |
| | Heating | kW | 90.4 | 99 | 107 | 117 | 124 | |
| EER (1) | --- | --- | 2.80 | 2.70 | 2.66 | 2.79 | 2.72 | |
| COP (2) | --- | --- | 2.98 | 2.99 | 3.03 | 2.84 | 2.80 | |
| ESEER | --- | --- | 4.18 | 4.16 | 4.11 | 4.29 | 4.18 | |
| IPLV | --- | --- | 4.84 | 4.86 | 4.80 | 4.97 | 4.87 | |
| Casing | Colour | --- | Ivory White | | | | | |
| | Material | --- | Galvanized and painted steel sheet | | | | | |
| Dimensions | Unit | Height | mm | 2335 | 2335 | 2335 | 2335 | 2335 |
| | | Width | mm | 2254 | 2254 | 2254 | 2254 | 2254 |
| | | Length | mm | 3547 | 3547 | 3547 | 4381 | 4381 |
| Weight | Unit | kg | 3750 | 3795 | 3840 | 4210 | 4210 | |
| | Operating Weight | kg | 3888 | 3933 | 3978 | 4343 | 4343 | |
| Water heat exchanger | Type | --- | Single Pass Shell&Tube | | | | | |
| | Water volume | l | 138 | 138 | 138 | 133 | 133 | |
| | Nominal water flow rate | Cooling | l/s | 11.83 | 12.70 | 13.89 | 15.12 | 15.83 |
| | | Heating | l/s | 12.89 | 14.18 | 15.49 | 15.89 | 16.66 |
| | Nominal Water pressure drop | Cooling | kPa | 36 | 40 | 48 | 51 | 55 |
| Heating | | kPa | 42 | 49 | 58 | 55 | 60 | |
| Insulation material | --- | Closed cell | | | | | | |
| Air heat exchanger | Type | --- | High efficiency fin and tube type with integral subcooler | | | | | |
| Fan | Type | --- | Direct propeller type | | | | | |
| | Drive | --- | DOL | | | | | |
| | Diameter | mm | 800 | 800 | 800 | 800 | 800 | |
| | Nominal air flow | Cooling | l/s | 24432 | 24432 | 24432 | 32576 | 32576 |
| | | Heating | l/s | 31728 | 31728 | 31728 | 42304 | 42304 |
| | Model | Quantity | No. | 6 | 6 | 6 | 8 | 8 |
| Speed - Cooling (Heating) | | rpm | 715 (920) | 715 (920) | 715 (920) | 715 (920) | 715 (920) | |
| Motor input - Cooling (Heating) | W | 0.78 (1.75) | 0.78 (1.75) | 0.78 (1.75) | 0.78 (1.75) | 0.78 (1.75) | | |
| Compressor | Type | --- | Semi-hermetic single screw compressor | | | | | |
| | Oil charge | l | 26 | 26 | 26 | 26 | 26 | |
| | Quantity | No. | 2 | 2 | 2 | 2 | 2 | |
| Sound level | Sound Power | Cooling | dB(A) | 94.0 | 94.0 | 94.0 | 94.7 | 94.7 |
| | | Heating | dB(A) | 94.9 | 94.9 | 94.9 | 96.1 | 96.1 |
| | Sound Pressure (3) | Cooling | dB(A) | 75.6 | 75.6 | 75.6 | 75.8 | 75.8 |
| | | Heating | dB(A) | 76.5 | 76.5 | 76.5 | 77.2 | 77.2 |
| Refrigerant circuit | Refrigerant type | --- | R-134a | R-134a | R-134a | R-134a | R-134a | |
| | Refrigerant charge | kg. | 88 | 94 | 100 | 118 | 118 | |
| | N. of circuits | No. | 2 | 2 | 2 | 2 | 2 | |
| Piping connections | Evaporator water inlet/outlet | mm | 139.7 | 139.7 | 139.7 | 139.7 | 139.7 | |
| Safety devices | High discharge pressure (pressure switch) | | | | | | | |
| | High discharge pressure (pressure transducer) | | | | | | | |
| | Low suction pressure (pressure transducer) | | | | | | | |
| | Compressor overload (Kriwan) | | | | | | | |
| | High discharge temperature | | | | | | | |
| | Low oil pressure | | | | | | | |
| | Low pressure ratio | | | | | | | |
| | High oil filter pressure drop | | | | | | | |
| Phase monitor | | | | | | | | |
| Notes (1) | Cooling capacity, unit power input in cooling and EER are based on the following conditions: evaporator 12/7°C; ambient 35°C, unit at full load operation. | | | | | | | |
| Notes (2) | Heating capacity, unit power input in heating and COP are based on the following conditions: condenser 40/45°C; ambient 7°C DB, unit at full load operation. | | | | | | | |
| Notes (3) | The values are according to ISO 3744 and are referred to: evaporator 12/7°C, ambient 35°C, full load operation. | | | | | | | |

| TECHNICAL SPECIFICATIONS | | | Version SE - LN | 103.2 | 109.2 | 117.2 | 124.2 | 130.3 |
|---------------------------------|--|---------------------------|---|-------------|-------------|-------------|-------------|-----------|
| Capacity (1) (2) | Cooling | kW | 355 | 372 | 403 | 425 | 448 | |
| | Heating | kW | 379 | 410 | 443 | 463 | 475 | |
| Capacity control | Type | --- | Stepless | | | | | |
| | Minimum capacity | % | 13 | 13 | 13 | 13 | 9 | |
| Unit power input (1) (2) | Cooling | kW | 132 | 142 | 149 | 161 | 156 | |
| | Heating | kW | 132 | 141 | 155 | 165 | 164 | |
| EER (1) | --- | 2.68 | 2.62 | 2.71 | 2.64 | 2.87 | | |
| COP (2) | --- | 2.87 | 2.90 | 2.85 | 2.81 | 2.90 | | |
| ESEER | --- | 4.16 | 4.13 | 4.19 | 4.14 | 4.31 | | |
| IPLV | --- | 4.87 | 4.84 | 4.91 | 4.86 | 5.04 | | |
| Casing | Colour | --- | Ivory White | | | | | |
| | Material | --- | Galvanized and painted steel sheet | | | | | |
| Dimensions | Unit | Height | mm | 2335 | 2335 | 2335 | 2335 | 2335 |
| | | Width | mm | 2254 | 2254 | 2254 | 2254 | 2254 |
| | | Length | mm | 4381 | 4381 | 5281 | 5281 | 6583 |
| Weight | Unit | kg | 4280 | 4350 | 4730 | 4730 | 5525 | |
| | Operating Weight | kg | 4408 | 4478 | 4858 | 4858 | 5765 | |
| Water heat exchanger | Type | --- | Single Pass Shell&Tube | | | | | |
| | Water volume | l | 128 | 128 | 128 | 128 | 240 | |
| | Nominal water flow rate | Cooling | l/s | 16.98 | 17.77 | 19.28 | 20.30 | 21.39 |
| | | Heating | l/s | 18.11 | 19.57 | 21.15 | 22.14 | 22.68 |
| | Nominal Water pressure drop | Cooling | kPa | 50 | 55 | 44 | 48 | 59 |
| | | Heating | kPa | 57 | 65 | 52 | 57 | 66 |
| Insulation material | --- | Closed cell | | | | | | |
| Air heat exchanger | Type | --- | High efficiency fin and tube type with integral subcooler | | | | | |
| Fan | Type | --- | Direct propeller type | | | | | |
| | Drive | --- | DOL | | | | | |
| | Diameter | mm | 800 | 800 | 800 | 800 | 800 | |
| | Nominal air flow | Cooling | l/s | 32576 | 32576 | 40720 | 40720 | 48864 |
| | | Heating | l/s | 42304 | 42304 | 52880 | 52880 | 63456 |
| | Model | Quantity | No. | 8 | 8 | 10 | 10 | 12 |
| | | Speed - Cooling (Heating) | rpm | 715 (920) | 715 (920) | 715 (920) | 715 (920) | 715 (920) |
| Motor input - Cooling (Heating) | | W | 0.78 (1.75) | 0.78 (1.75) | 0.78 (1.75) | 0.78 (1.75) | 0.78 (1.75) | |
| Compressor | Type | --- | Semi-hermetic single screw compressor | | | | | |
| | Oil charge | l | 26 | 26 | 26 | 26 | 39 | |
| | Quantity | No. | 2 | 2 | 2 | 2 | 3 | |
| Sound level | Sound Power | Cooling | dB(A) | 94.7 | 94.7 | 95.3 | 95.3 | 97.0 |
| | | Heating | dB(A) | 96.1 | 96.1 | 96.7 | 96.7 | 98.4 |
| | Sound Pressure (3) | Cooling | dB(A) | 75.8 | 75.8 | 76.0 | 76.0 | 77.2 |
| | | Heating | dB(A) | 77.2 | 77.2 | 77.4 | 77.4 | 78.6 |
| Refrigerant circuit | Refrigerant type | --- | R-134a | R-134a | R-134a | R-134a | R-134a | |
| | Refrigerant charge | kg. | 121 | 124 | 148 | 148 | 177 | |
| | N. of circuits | No. | 2 | 2 | 2 | 2 | 3 | |
| Piping connections | Evaporator water inlet/outlet | mm | 139.7 | 139.7 | 139.7 | 139.7 | 219.1 | |
| Safety devices | High discharge pressure (pressure switch) | | | | | | | |
| | High discharge pressure (pressure transducer) | | | | | | | |
| | Low suction pressure (pressure transducer) | | | | | | | |
| | Compressor overload (Kriwan) | | | | | | | |
| | High discharge temperature | | | | | | | |
| | Low oil pressure | | | | | | | |
| | Low pressure ratio | | | | | | | |
| | High oil filter pressure drop | | | | | | | |
| Phase monitor | | | | | | | | |
| Notes (1) | Cooling capacity, unit power input in cooling and EER are based on the following conditions: evaporator 12/7°C; ambient 35°C, unit at full load operation. | | | | | | | |
| Notes (2) | Heating capacity, unit power input in heating and COP are based on the following conditions: condenser 40/45°C; ambient 7°C DB, unit at full load operation. | | | | | | | |
| Notes (3) | The values are according to ISO 3744 and are referred to: evaporator 12/7°C, ambient 35°C, full load operation. | | | | | | | |

| TECHNICAL SPECIFICATIONS | | | Version SE - LN | 144.3 | 153.3 | 167.3 |
|---------------------------------|--|---------------------------|---|-------------|-------------|-----------|
| Capacity (1) | Cooling | kW | 493 | 510 | 567 | |
| | Heating | kW | 530 | 558 | 615 | |
| Capacity control | Type | --- | Stepless | | | |
| | Minimum capacity | % | 9 | 9 | 9 | |
| Unit power input (1) | Cooling | kW | 174 | 183 | 214 | |
| | Heating | kW | 176 | 184 | 205 | |
| EER (1) | | --- | 2.83 | 2.79 | 2.65 | |
| COP (2) | | --- | 3.02 | 3.04 | 3.00 | |
| ESEER | | --- | 4.29 | 4.23 | 4.10 | |
| IPLV | | --- | 5.01 | 4.96 | 4.83 | |
| Casing | Colour | --- | Ivory White | | | |
| | Material | --- | Galvanized and painted steel sheet | | | |
| Dimensions | Unit | Height | mm | 2335 | 2335 | 2335 |
| | | Width | mm | 2254 | 2254 | 2254 |
| | | Length | mm | 6583 | 6583 | 6583 |
| Weight | Unit | kg | 6005 | 6245 | 6245 | |
| | Operating Weight | kg | 6234 | 6474 | 6463 | |
| Water heat exchanger | Type | --- | Single Pass Shell&Tube | | | |
| | Water volume | l | 229 | 229 | 218 | |
| | Nominal water flow rate | Cooling | l/s | 23.56 | 24.34 | 27.11 |
| | | Heating | l/s | 25.33 | 26.65 | 29.39 |
| | Nominal Water pressure drop | Cooling | kPa | 48 | 51 | 62 |
| Heating | | kPa | 55 | 60 | 71 | |
| Insulation material | | | Closed cell | | | |
| Air heat exchanger | Type | --- | High efficiency fin and tube type with integral subcooler | | | |
| Fan | Type | --- | Direct propeller type | | | |
| | Drive | --- | DOL | | | |
| | Diameter | mm | 800 | 800 | 800 | |
| | Nominal air flow | Cooling | l/s | 48864 | 48864 | 48864 |
| | | Heating | l/s | 63456 | 63456 | 63456 |
| | Model | Quantity | No. | 12 | 12 | 12 |
| | | Speed - Cooling (Heating) | rpm | 715 (920) | 715 (920) | 715 (920) |
| Motor input - Cooling (Heating) | | W | 0.78 (1.75) | 0.78 (1.75) | 0.78 (1.75) | |
| Compressor | Type | --- | Semi-hermetic single screw compressor | | | |
| | Oil charge | l | 39 | 39 | 39 | |
| | Quantity | No. | 3 | 3 | 3 | |
| Sound level | Sound Power | Cooling | dB(A) | 97.0 | 97.0 | 97.0 |
| | | Heating | dB(A) | 98.4 | 98.4 | 98.4 |
| | Sound Pressure (3) | Cooling | dB(A) | 77.2 | 77.2 | 77.2 |
| | | Heating | dB(A) | 78.6 | 78.6 | 78.6 |
| Refrigerant circuit | Refrigerant type | --- | R-134a | R-134a | R-134a | |
| | Refrigerant charge | kg. | 183 | 186 | 186 | |
| | N. of circuits | No. | 3 | 3 | 3 | |
| Piping connections | Evaporator water inlet/outlet | mm | 219.1 | 219.1 | 219.1 | |
| Safety devices | High discharge pressure (pressure switch) | | | | | |
| | High discharge pressure (pressure transducer) | | | | | |
| | Low suction pressure (pressure transducer) | | | | | |
| | Compressor overload (Kriwan) | | | | | |
| | High discharge temperature | | | | | |
| | Low oil pressure | | | | | |
| | Low pressure ratio | | | | | |
| | High oil filter pressure drop | | | | | |
| Phase monitor | | | | | | |
| Notes (1) | Cooling capacity, unit power input in cooling and EER are based on the following conditions: evaporator 12/7°C; ambient 35°C, unit at full load operation. | | | | | |
| Notes (2) | Heating capacity, unit power input in heating and COP are based on the following conditions: condenser 40/45°C; ambient 7°C DB, unit at full load operation. | | | | | |
| Notes (3) | The values are according to ISO 3744 and are referred to: evaporator 12/7°C, ambient 35°C, full load operation. | | | | | |

| ELECTRICAL SPECIFICATIONS | | | Version SE - LN | 072.2 | 079.2 | 083.2 | 093.2 | 096.2 |
|---------------------------|------------------------------------|---------|-----------------|--------------------------|---------|---------|---------|---------|
| Power Supply | Phase | | --- | 3 | 3 | 3 | 3 | 3 |
| | Frequency | | Hz | 50 | 50 | 50 | 50 | 50 |
| | Voltage | | V | 400 | 400 | 400 | 400 | 400 |
| | Voltage Tolerance | Minimum | % | -10% | -10% | -10% | -10% | -10% |
| Maximum | | % | +10% | +10% | +10% | +10% | +10% | |
| Unit | Maximum starting current | | A | 208 | 208 | 208 | 252 | 284 |
| | Nominal running current cooling | | A | 149 | 160 | 147 | 153 | 167 |
| | Nominal running current heating | | A | 153 | 167 | 178 | 197 | 210 |
| | Maximum running current | | A | 238 | 238 | 238 | 285 | 324 |
| Fans | Maximum current for wires sizing | | A | 262 | 262 | 262 | 314 | 356 |
| | Nominal running current in cooling | | A | 3 | 3 | 3 | 3 | 3 |
| Fans | Nominal running current in heating | | A | 4 | 4 | 4 | 4 | 4 |
| | Phase | | No. | 3 | 3 | 3 | 3 | 3 |
| Compressor | Voltage | | V | 400 | 400 | 400 | 400 | 400 |
| | Voltage Tolerance | Minimum | % | -10% | -10% | -10% | -10% | -10% |
| | | Maximum | % | +10% | +10% | +10% | +10% | +10% |
| | Maximum running current | | A | 107+107 | 107+107 | 107+107 | 107+146 | 146+146 |
| | Starting method | | --- | Wye – Delta type (Y – Δ) | | | | |

| ELECTRICAL SPECIFICATIONS | | | Version SE - LN | 103.2 | 109.2 | 117.2 | 124.2 | 130.3 |
|---------------------------|------------------------------------|---------|--------------------------|---------|---------|---------|---------|-------------|
| Power Supply | Phase | | --- | 3 | 3 | 3 | 3 | 3 |
| | Frequency | | Hz | 50 | 50 | 50 | 50 | 50 |
| | Voltage | | V | 400 | 400 | 400 | 400 | 400 |
| | Voltage Tolerance | Minimum | % | -10% | -10% | -10% | -10% | -10% |
| Maximum | | % | +10% | +10% | +10% | +10% | +10% | |
| Unit | Maximum starting current | | A | 285 | 284 | 319 | 343 | 310 |
| | Nominal running current cooling | | A | 178 | 192 | 200 | 219 | 232 |
| | Nominal running current heating | | A | 222 | 235 | 260 | 276 | 275 |
| | Maximum running current | | A | 324 | 324 | 362 | 392 | 369 |
| | Maximum current for wires sizing | | A | 356 | 356 | 398 | 431 | 406 |
| Fans | Nominal running current in cooling | | A | 3 | 3 | 3 | 3 | 3 |
| | Nominal running current in heating | | A | 4 | 4 | 4 | 4 | 4 |
| Compressor | Phase | | No. | 3 | 3 | 3 | 3 | 3 |
| | Voltage | | V | 400 | 400 | 400 | 400 | 400 |
| | Voltage Tolerance | Minimum | % | -10% | -10% | -10% | -10% | -10% |
| | | Maximum | % | +10% | +10% | +10% | +10% | +10% |
| | Maximum running current | | A | 146+146 | 146+146 | 146+176 | 176+176 | 107+107+107 |
| Starting method | | --- | Wye – Delta type (Y – Δ) | | | | | |

| ELECTRICAL SPECIFICATIONS | | | Version SE - LN | 144.3 | 153.3 | 167.3 |
|---------------------------|------------------------------------|---------|--------------------------|-------------|-------------|-------------|
| Power Supply | Phase | | --- | 3 | 3 | 3 |
| | Frequency | | Hz | 50 | 50 | 50 |
| | Voltage | | V | 400 | 400 | 400 |
| | Voltage Tolerance | Minimum | % | -10% | -10% | -10% |
| Maximum | | % | +10% | +10% | +10% | |
| Unit | Maximum starting current | | A | 380 | 412 | 412 |
| | Nominal running current cooling | | A | 255 | 269 | 311 |
| | Nominal running current heating | | A | 296 | 309 | 342 |
| | Maximum running current | | A | 447 | 486 | 486 |
| | Maximum current for wires sizing | | A | 492 | 535 | 535 |
| Fans | Nominal running current in cooling | | A | 3 | 3 | 3 |
| | Nominal running current in heating | | A | 4 | 4 | 4 |
| Compressor | Phase | | No. | 3 | 3 | 3 |
| | Voltage | | V | 400 | 400 | 400 |
| | Voltage Tolerance | Minimum | % | -10% | -10% | -10% |
| | | Maximum | % | +10% | +10% | +10% |
| | Maximum running current | | A | 146+146+107 | 146+146+146 | 146+146+146 |
| Starting method | | --- | Wye – Delta type (Y – Δ) | | | |

| | |
|--|--|
| Notes | Allowed voltage tolerance $\pm 10\%$. Voltage unbalance between phases must be within $\pm 3\%$. |
| | Maximum starting current: starting current of biggest compressor + current of the compressor at 75% maximum load + fans current for the circuit at 75%. |
| | Nominal current in cooling mode is referred to installation with 25kA short circuit current and is based on the following conditions: evaporator 12°C/7°C; ambient 35°C.compressor + fans current. |
| | Nominal current in heating mode is referred to installation with 25kA short circuit current and is based on the following conditions: condenser 40°C/45°C; ambient 7°C DB/6°C WB + fans current. |
| | Maximum running current is based on max compressor absorbed current in its envelope and max fans absorbed current |
| Maximum current for wires sizing: (compressors full load ampere + fans current) x 1,1. | |

Sound Levels

Cooling Mode - McEnergy HPI “Extension” SE ST

| Unit size | | Sound pressure level at 1 m from the unit in semispheric free field (rif. 2×10^{-5} Pa) | | | | | | | | Power | |
|-------------|-------|--|--------|--------|--------|---------|---------|---------|---------|-------|-------|
| | | 63 Hz | 125 Hz | 250 Hz | 500 Hz | 1000 Hz | 2000 Hz | 4000 Hz | 8000 Hz | dB(A) | dB(A) |
| 072.2÷083.2 | Rated | 77.0 | 75.6 | 75.8 | 74.9 | 81.1 | 69.3 | 60.7 | 51.9 | 82.1 | 100.5 |
| | Min | 77.0 | 75.1 | 73.8 | 74.0 | 72.2 | 66.2 | 58.9 | 49.5 | 75.9 | 94.4 |
| | Boost | 77.4 | 78.6 | 79.1 | 80.7 | 79.5 | 74.7 | 66.5 | 58.0 | 83.1 | 101.5 |
| 093.2÷109.2 | Rated | 77.2 | 75.8 | 76.0 | 75.1 | 81.3 | 69.5 | 60.9 | 52.1 | 82.3 | 101.2 |
| | Min | 77.2 | 75.3 | 74.0 | 74.2 | 72.4 | 66.4 | 59.1 | 49.7 | 76.1 | 95.0 |
| | Boost | 78.5 | 79.7 | 80.2 | 81.8 | 80.6 | 75.8 | 67.6 | 59.1 | 84.2 | 103.1 |
| 117.2÷124.2 | Rated | 77.4 | 76.0 | 76.2 | 75.3 | 81.5 | 69.7 | 61.1 | 52.3 | 82.5 | 101.8 |
| | Min | 77.4 | 75.5 | 74.2 | 74.4 | 72.6 | 66.6 | 59.3 | 49.9 | 76.3 | 95.7 |
| | Boost | 78.7 | 79.9 | 80.4 | 82.0 | 80.8 | 76.0 | 67.8 | 59.3 | 84.4 | 103.7 |
| 130.3÷167.3 | Rated | 78.6 | 77.2 | 77.4 | 76.5 | 82.7 | 70.9 | 62.3 | 53.5 | 83.7 | 103.6 |
| | Min | 78.6 | 76.7 | 75.4 | 75.6 | 73.8 | 67.8 | 60.5 | 51.1 | 77.5 | 97.4 |
| | Boost | 79.9 | 81.1 | 81.6 | 83.2 | 82.0 | 77.2 | 69.0 | 60.5 | 85.6 | 105.4 |

Rated (nominal frequency)

Min (minimum frequency)

Boost (maximum frequency)

Cooling Mode - McEnergy HPI “Extension” SE LN

| Unit size | | Sound pressure level at 1 m from the unit in semispheric free field (rif. 2×10^{-5} Pa) | | | | | | | | Power | |
|-------------|-------|--|--------|--------|--------|---------|---------|---------|---------|-------|-------|
| | | 63 Hz | 125 Hz | 250 Hz | 500 Hz | 1000 Hz | 2000 Hz | 4000 Hz | 8000 Hz | dB(A) | dB(A) |
| 072.2÷083.2 | Rated | 76.1 | 72.4 | 70.9 | 69.6 | 74.2 | 63.9 | 55.5 | 46.3 | 75.6 | 94.0 |
| | Min | 76.1 | 72.5 | 70.5 | 69.8 | 68.6 | 62.8 | 55.1 | 45.7 | 72.3 | 90.7 |
| | Boost | 76.2 | 73.6 | 72.8 | 73.7 | 72.6 | 67.7 | 59.5 | 50.8 | 76.2 | 94.6 |
| 093.2÷109.2 | Rated | 76.3 | 72.6 | 71.1 | 69.8 | 74.4 | 64.1 | 55.7 | 46.5 | 75.8 | 94.7 |
| | Min | 76.3 | 72.7 | 70.7 | 70.0 | 68.8 | 63.0 | 55.3 | 45.9 | 72.5 | 91.4 |
| | Boost | 76.4 | 73.8 | 73.0 | 73.9 | 72.8 | 67.9 | 59.7 | 51.0 | 76.4 | 95.3 |
| 117.2÷124.2 | Rated | 76.5 | 72.8 | 71.3 | 70.0 | 74.6 | 64.3 | 55.9 | 46.7 | 76.0 | 95.3 |
| | Min | 76.5 | 72.9 | 70.9 | 70.2 | 69.0 | 63.2 | 55.5 | 46.1 | 72.7 | 92.0 |
| | Boost | 76.6 | 74.0 | 73.2 | 74.1 | 73.0 | 68.1 | 59.9 | 51.2 | 76.6 | 95.9 |
| 130.3÷167.3 | Rated | 77.7 | 74.0 | 72.5 | 71.2 | 75.8 | 65.5 | 57.1 | 47.9 | 77.2 | 97.0 |
| | Min | 77.7 | 74.1 | 72.1 | 71.4 | 70.2 | 64.4 | 56.7 | 47.3 | 73.9 | 93.7 |
| | Boost | 77.8 | 75.2 | 74.4 | 75.3 | 74.2 | 69.3 | 61.1 | 52.4 | 77.8 | 97.6 |

Rated (nominal frequency)

Min (minimum frequency)

Boost (maximum frequency)

Heating Mode - McEnergy HPI “Extension” SE ST

| Unit size | | Sound pressure level at 1 m from the unit in semispheric free field (rif. 2×10^{-5} Pa) | | | | | | | | Power | |
|-------------|-------|--|--------|--------|--------|---------|---------|---------|---------|-------|-------|
| | | 63 Hz | 125 Hz | 250 Hz | 500 Hz | 1000 Hz | 2000 Hz | 4000 Hz | 8000 Hz | dB(A) | dB(A) |
| 072.2÷083.2 | Rated | 77.0 | 75.6 | 75.8 | 74.9 | 81.1 | 69.3 | 60.7 | 51.9 | 82.1 | 100.5 |
| | Min | 77.0 | 75.1 | 73.8 | 74.0 | 72.2 | 66.2 | 58.9 | 49.5 | 75.9 | 94.4 |
| | Boost | 77.4 | 78.6 | 79.1 | 80.7 | 79.5 | 74.7 | 66.5 | 58.0 | 83.1 | 101.5 |
| 093.2÷109.2 | Rated | 77.2 | 75.8 | 76.0 | 75.1 | 81.3 | 69.5 | 60.9 | 52.1 | 82.3 | 101.2 |
| | Min | 77.2 | 75.3 | 74.0 | 74.2 | 72.4 | 66.4 | 59.1 | 49.7 | 76.1 | 95.0 |
| | Boost | 78.5 | 79.7 | 80.2 | 81.8 | 80.6 | 75.8 | 67.6 | 59.1 | 84.2 | 103.1 |
| 117.2÷124.2 | Rated | 77.4 | 76.0 | 76.2 | 75.3 | 81.5 | 69.7 | 61.1 | 52.3 | 82.5 | 101.8 |
| | Min | 77.4 | 75.5 | 74.2 | 74.4 | 72.6 | 66.6 | 59.3 | 49.9 | 76.3 | 95.7 |
| | Boost | 78.7 | 79.9 | 80.4 | 82.0 | 80.8 | 76.0 | 67.8 | 59.3 | 84.4 | 103.7 |
| 130.3÷167.3 | Rated | 78.6 | 77.2 | 77.4 | 76.5 | 82.7 | 70.9 | 62.3 | 53.5 | 83.7 | 103.6 |
| | Min | 78.6 | 76.7 | 75.4 | 75.6 | 73.8 | 67.8 | 60.5 | 51.1 | 77.5 | 97.4 |
| | Boost | 79.9 | 81.1 | 81.6 | 83.2 | 82.0 | 77.2 | 69.0 | 60.5 | 85.6 | 105.4 |

Rated (nominal frequency)
 Min (minimum frequency)
 Boost (maximum frequency)

Heating Mode - McEnergy HPI “Extension” SE LN

| Unit size | | Sound pressure level at 1 m from the unit in semispheric free field (rif. 2×10^{-5} Pa) | | | | | | | | Power | |
|-------------|-------|--|--------|--------|--------|---------|---------|---------|---------|-------|-------|
| | | 63 Hz | 125 Hz | 250 Hz | 500 Hz | 1000 Hz | 2000 Hz | 4000 Hz | 8000 Hz | dB(A) | dB(A) |
| 072.2÷083.2 | Rated | 78.1 | 74.1 | 72.3 | 70.8 | 74.8 | 65.1 | 56.8 | 47.5 | 76.5 | 94.9 |
| | Min | 78.1 | 74.1 | 71.8 | 70.9 | 69.9 | 64.2 | 56.4 | 46.9 | 73.5 | 91.9 |
| | Boost | 78.1 | 74.9 | 73.7 | 74.1 | 73.2 | 68.2 | 60.0 | 51.2 | 76.7 | 95.1 |
| 093.2÷109.2 | Rated | 79.5 | 75.5 | 74.1 | 71.5 | 75.1 | 67.6 | 59.6 | 51.0 | 77.2 | 96.1 |
| | Min | 78.3 | 74.3 | 72.0 | 71.1 | 70.1 | 64.4 | 56.6 | 47.1 | 73.7 | 92.6 |
| | Boost | 78.3 | 75.1 | 73.9 | 74.3 | 73.4 | 68.4 | 60.2 | 51.4 | 76.9 | 95.8 |
| 117.2÷124.2 | Rated | 79.7 | 75.7 | 74.3 | 71.7 | 75.3 | 67.8 | 59.8 | 51.2 | 77.4 | 96.7 |
| | Min | 78.5 | 74.5 | 72.2 | 71.3 | 70.3 | 64.6 | 56.8 | 47.3 | 73.9 | 93.2 |
| | Boost | 78.5 | 75.3 | 74.1 | 74.5 | 73.6 | 68.6 | 60.4 | 51.6 | 77.1 | 96.4 |
| 130.3÷167.3 | Rated | 80.9 | 76.9 | 75.5 | 72.9 | 76.5 | 69.0 | 61.0 | 52.4 | 78.6 | 98.4 |
| | Min | 79.7 | 75.7 | 73.4 | 72.5 | 71.5 | 65.8 | 58.0 | 48.5 | 75.1 | 94.9 |
| | Boost | 79.7 | 76.5 | 75.3 | 75.7 | 74.8 | 69.8 | 61.6 | 52.8 | 78.3 | 98.1 |

Rated (nominal frequency)
 Min (minimum frequency)
 Boost (maximum frequency)

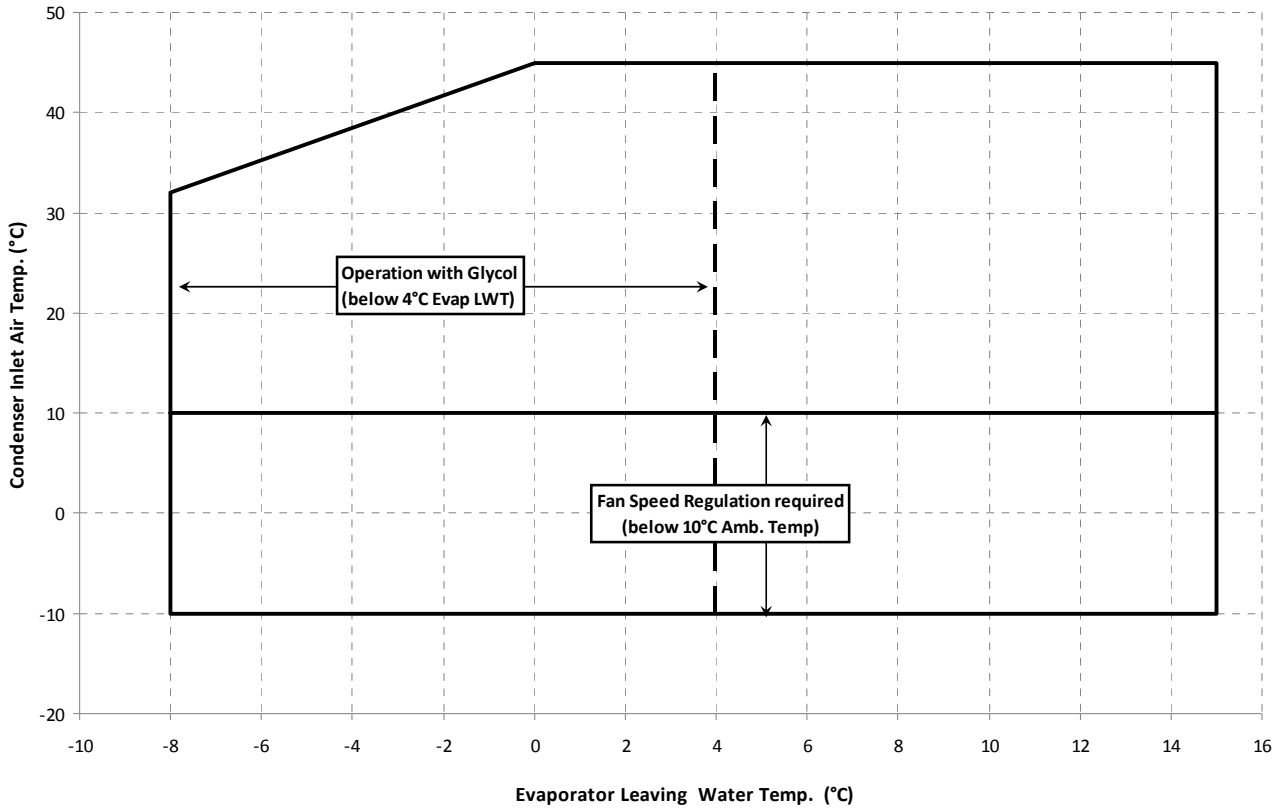
Sound pressure level correction factors for different distances - McEnergy HPI “Extension” SE ST/LN

| Unit size | Distance | | | | | | |
|-----------|----------|-----|------|------|------|------|------|
| | 1m | 5m | 10m | 15m | 20m | 25m | 50m |
| 072.2 | 0.0 | 6.2 | 10.3 | 13.0 | 15.1 | 16.8 | 22.2 |
| 079.2 | 0.0 | 6.2 | 10.3 | 13.0 | 15.1 | 16.8 | 22.2 |
| 083.2 | 0.0 | 6.2 | 10.3 | 13.0 | 15.1 | 16.8 | 22.2 |
| 093.2 | 0.0 | 5.9 | 9.9 | 12.6 | 14.7 | 16.4 | 21.8 |
| 096.2 | 0.0 | 5.9 | 9.9 | 12.6 | 14.7 | 16.4 | 21.8 |
| 103.2 | 0.0 | 5.9 | 9.9 | 12.6 | 14.7 | 16.4 | 21.8 |
| 109.2 | 0.0 | 5.9 | 9.9 | 12.6 | 14.7 | 16.4 | 21.8 |
| 117.2 | 0.0 | 5.7 | 9.6 | 12.3 | 14.3 | 16.0 | 21.4 |
| 124.2 | 0.0 | 5.7 | 9.6 | 12.3 | 14.3 | 16.0 | 21.4 |
| 130.3 | 0.0 | 5.4 | 9.3 | 11.9 | 13.9 | 15.6 | 20.9 |
| 144.3 | 0.0 | 5.4 | 9.3 | 11.9 | 13.9 | 15.6 | 20.9 |
| 153.3 | 0.0 | 5.4 | 9.3 | 11.9 | 13.9 | 15.6 | 20.9 |
| 167.3 | 0.0 | 5.4 | 9.3 | 11.9 | 13.9 | 15.6 | 20.9 |

Operating limits

McEnergy HPI "Extension" SE-ST/LN

Cooling Mode



Heating Mode

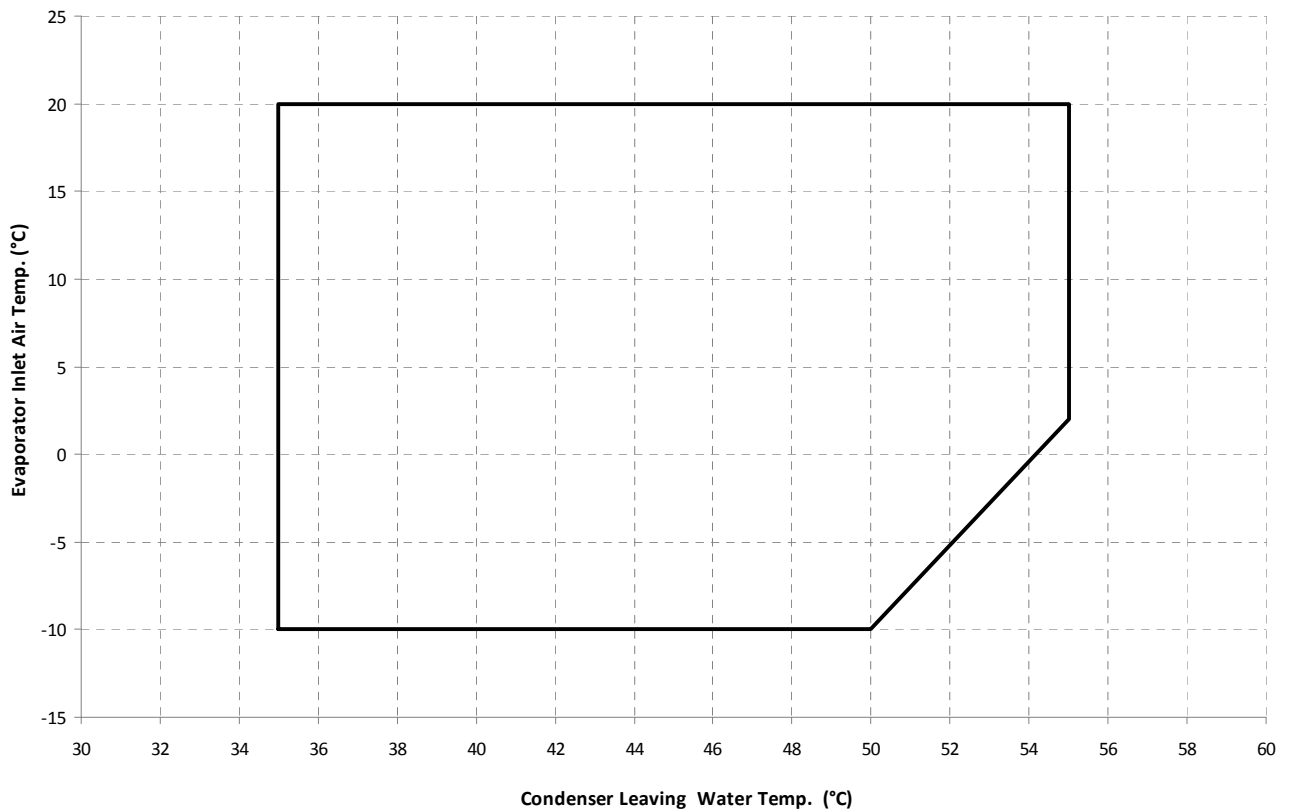


Table 1 – Evaporator minimum and maximum water Δt

| | | |
|---|-----------|---|
| Max evaporator water ΔT | °C | 8 |
| Min evaporator water ΔT | °C | 4 |

Note:

(1) Table referred to Cooling and Heating Mode

Table 2 – Evaporator fouling factors

| Fouling factors $m^2\text{°C} / kW$ | Cooling capacity correction factor | Power input correction factor | EER correction factor |
|---|---|--|----------------------------------|
| 0.0176 | 1.000 | 1.000 | 1.000 |
| 0.0440 | 0.978 | 0.986 | 0.992 |
| 0.0880 | 0.957 | 0.974 | 0.983 |
| 0.1320 | 0.938 | 0.962 | 0.975 |

Note:

(1) Table referred to Cooling and Heating Mode

Table 3 – Air heat exchanger - Altitude correction factors

| Elevation above sea level (m) | 0 | 300 | 600 | 900 | 1200 | 1500 | 1800 |
|---|----------|------------|------------|------------|-------------|-------------|-------------|
| Barometric pressure (mbar) | 1013 | 977 | 942 | 908 | 875 | 843 | 812 |
| Cooling capacity correction factor | 1.000 | 0.993 | 0.986 | 0.979 | 0.973 | 0.967 | 0.960 |
| Power input correction factor | 1.000 | 1.005 | 1.009 | 1.015 | 1.021 | 1.026 | 1.031 |

Notes:

(1) Table referred to Cooling Mode only

(2) Maximum operating altitude is 2000 m above sea level

(3) Contact factory in case the unit has to be installed at altitudes between 1000 and 2000 m above sea level

Table 4 – Minimum glycol percentage for low water temperature

| Evaporator Leaving Water Temperature °C | 2 | 0 | -2 | -4 | -6 | -8 |
|--|----------|----------|-----------|-----------|-----------|-----------|
| Ethylene glycol (%) | 10 | 20 | 20 | 20 | 30 | 30 |
| Propylene glycol (%) | 10 | 20 | 20 | 30 | 30 | 30 |

Notes:

(1) Table referred to Cooling Mode only

(2) Minimum glycol percentage to be used with evaporator leaving water temperature below 4°C to prevent freezing of water circuit.

Table 5 – Minimum glycol percentage for low air ambient temperature

| Air Ambient Temperature °C | -3 | -8 | -15 | -20 | -3 |
|-----------------------------------|-----------|-----------|------------|------------|-----------|
| Ethylene glycol (%) | 10% | 20% | 30% | 40% | 10% |
| Air Ambient Temperature °C | -3 | -7 | -12 | -20 | -3 |
| Propylene glycol (%) | 10% | 20% | 30% | 40% | 10% |

Notes:

(1) Minimum glycol percentage to prevent freezing of water circuit at indicated air ambient temperature

(2) Air ambient temperature do exceed the operating limits of the unit, as protection of water circuit may be needed in winter season at non-working conditions

Table 6 – Correction factors for low evaporator leaving water temperature

| Evaporator Leaving Water Temperature °C | 2 | 0 | -2 | -4 | -6 | -8 |
|--|----------|----------|-----------|-----------|-----------|-----------|
| Cooling Capacity | 0.842 | 0.785 | 0.725 | 0.670 | 0.613 | 0.562 |
| Compressor Power Input | 0.950 | 0.940 | 0.920 | 0.890 | 0.870 | 0.840 |

Notes:

(1) Table referred to Cooling Mode only

(2) Correction factors have to be applied at working conditions: evaporator leaving water temperature 7°C

Table 7 – Correction factors for water and glycol mixture

| Ethylene Glycol | Ethylene Glycol % | 10% | 20% | 30% | 40% | 50% |
|-------------------------|------------------------------|--------------|--------------|--------------|--------------|--------------|
| | Cooling Capacity | 0.991 | 0.982 | 0.972 | 0.961 | 0.946 |
| | Compressor Power Input | 0.996 | 0.992 | 0.986 | 0.976 | 0.966 |
| | Flow Rate (same ΔT) | 1.013 | 1.04 | 1.074 | 1.121 | 1.178 |
| | Evaporator Pressure Drop | 1.070 | 1.129 | 1.181 | 1.263 | 1.308 |
| Propylene Glycol | Propylene Glycol % | 0.985 | 0.964 | 0.932 | 0.889 | 0.846 |
| | Cooling Capacity | 0.993 | 0.983 | 0.969 | 0.948 | 0.929 |
| | Compressor Power Input | 1.017 | 1.032 | 1.056 | 1.092 | 1.139 |
| | Flow Rate (same ΔT) | 1.120 | 1.272 | 1.496 | 1.792 | 2.128 |
| | Evaporator Pressure Drop | 0.985 | 0.964 | 0.932 | 0.889 | 0.846 |

Notes:

(1) Table referred to Cooling Mode only

(2) In Heating mode correction factor is 1 at water temperature between operating limits

(3) Contact factory for water temperature out of operating limits

How to use the Correction factors proposed in the previous tables

A) Mixture Water and Glycol --- Evaporator leaving water temperature > 4°C

- depending from the type and percentage (%) of glycol filled in the circuit (see table 4.2 and 6)
- multiply the Cooling Capacity, the Compressor Power Input by the Correction factor of Table 6
- starting from this new value of Cooling Capacity, calculate the Flow Rate (l/s) and the Evaporator Pressure Drop (kPa)
- now multiply the new Flow Rate and the new Evaporator Pressure Drop by the Correction Factors of Table 6

Example

| | |
|--------------------------------|--|
| Unit Size: | McEnergy HPI "Extension" 072.2 ST |
| Mixture: | Water |
| Working condition: | ELWT 12/7°C – Condenser inlet air temperature 35°C |
| - Cooling capacity: | 254 kW (rated Conditions) |
| - Power input: | 90.3 kW (Rated Conditions) |
| - Flow rate (Δt 5°C): | 12.12 l/s |
| - Evaporator pressure drop: | 37 kPa |
| Mixture: | Water + Ethylene Glycol 30% (for a winter air temperature up to -15°C) |
| Working condition: | ELWT 12/7°C – Condenser inlet air temperature 35°C |
| - Cooling capacity: | $254 \times 0.972 = 247$ kW |
| - Power input: | $90.3 \times 0.986 = 89.0$ kW |
| - Flow rate (Δt 5°C): | 11.80 (referred to 247 kW) $\times 1.074 = 12.67$ l/s |
| - Evaporator pressure drop: | 40 (referred to 12.67 l/s) $\times 1.181 = 47$ kPa |

B) Mixture Water and Glycol --- Evaporator leaving water temperature < 4°C

- depending from the type and percentage (%) of glycol filled in the circuit (see table 4.1 and 4.2 and table 6)
- depending from the evaporator leaving water temperature (see table 5)
- multiply the Cooling Capacity, the Compressor Power Input by the Correction factor of Table 5 and Table 6
- starting from this new value of Cooling Capacity, calculate the Flow Rate (l/s) and the Evaporator Pressure Drop (kPa)
- now multiply the new Flow Rate and the new Evaporator Pressure Drop by the Correction Factors of Table 6

Example

| | |
|--------------------------------|--|
| Unit Size: | McEnergy HPI "Extension" 072.2 ST |
| Mixture: | Water |
| Standard working condition | ELWT 12/7°C – Condenser inlet air temperature 30°C |
| - Cooling capacity: | 265 kW (Rated conditions) |
| - Power input: | 83.3 kW (Rated conditions) |
| - Flow rate (Δt 5°C): | 12.66 l/s |
| - Evaporator pressure drop: | 40 kPa |
| Mixture: | Water + Glycol 30% (for a low evaporator leaving temperature of -1/-6°C) |
| Working condition: | ELWT -1/-6°C – Condenser inlet air temperature 30°C |
| - Cooling capacity: | $265 \times 0.613 \times 0.972 = 158$ kW |
| - Power input: | $83.3 \times 0.870 \times 0.986 = 71.5$ kW |
| - Flow rate (Δt 5°C): | 7.54 l/s (referred to 158 kW) $\times 1.074 = 8.10$ l/s |
| - Evaporator pressure drop: | 18 kPa (referred to 8.10 l/s) $\times 1.181 = 21$ kPa |

Water charge, flow and quality

| Items (1) (5) | Cooling Water | | | Cooled Water | | Heated water (2) | | | Tendency if out of criteria | | |
|-------------------------|-------------------------|--------------------------------------|----------------|-----------------------------------|------------------|------------------------------------|------------------|------------------------------------|-----------------------------|-------------------|-------------------|
| | Circulating System | | Once Flow | Circulating water [Below 20°C] | Supply water (4) | Low temperature | | High temperature | | | |
| | Circulating water | Supply water (4) | Flowing water | | | Circulating water [20°C - 60°C] | Supply water (4) | Circulating water [60°C - 80°C] | | Supply water (4) | |
| Items to be controlled: | pH | 6.5 - 8.2 | 6.0 - 8.0 | 6.0 - 8.0 | 6.0 - 8.0 | 7.0 - 8.0 | 7.0 - 8.0 | 7.0 - 8.0 | 7.0 - 8.0 | Corrosion + Scale | |
| | Electrical conductivity | [mS/m] at 25°C | Below 80 | Below 40 | Below 40 | Below 40 | Below 30 | Below 30 | Below 30 | Corrosion + Scale | |
| | | [µS/cm] at 25°C | (Below 800) | (Below 400) | (Below 400) | (Below 300) | (Below 300) | (Below 300) | (Below 300) | (Below 300) | Corrosion + Scale |
| | Chloride ion | [mgCl ⁻ /l] | Below 200 | Below 50 | Below 50 | Below 50 | Below 50 | Below 50 | Below 30 | Below 30 | Corrosion |
| | Sulfate ion | [mgSO ₄ ²⁻ /l] | Below 200 | Below 50 | Below 50 | Below 50 | Below 50 | Below 50 | Below 30 | Below 30 | Corrosion |
| | M-alkalinity (pH4.8) | [mgCaCO ₃ /l] | Below 100 | Below 50 | Below 50 | Below 50 | Below 50 | Below 50 | Below 50 | Below 50 | Scale |
| | Total hardness | [mgCaCO ₃ /l] | Below 200 | Below 70 | Below 70 | Below 70 | Below 70 | Below 70 | Below 70 | Below 70 | Scale |
| | Calcium hardness | [mgCaCO ₃ /l] | Below 150 | Below 50 | Below 50 | Below 50 | Below 50 | Below 50 | Below 50 | Below 50 | Scale |
| | Silica ion | [mgSiO ₂ /l] | Below 50 | Below 30 | Below 30 | Below 30 | Below 30 | Below 30 | Below 30 | Below 30 | Scale |
| | Iron | [mgFe/l] | Below 1.0 | Below 0.3 | Below 1.0 | Below 1.0 | Below 1.0 | Below 0.3 | Below 1.0 | Below 0.3 | Corrosion + Scale |
| | Copper | [mgCu/l] | Below 0.3 | Below 0.1 | Below 1.0 | Below 1.0 | Below 1.0 | Below 0.1 | Below 1.0 | Below 0.1 | Corrosion |
| | Sulfite ion | [mgS ²⁻ /l] | Not detectable | Not detectable | Not detectable | Not detectable | Not detectable | Not detectable | Not detectable | Not detectable | Corrosion |
| | Ammonium ion | [mgNH ₄ ⁺ /l] | Below 1.0 | Below 0.1 | Below 1.0 | Below 0.1 | Below 0.3 | Below 0.1 | Below 0.1 | Below 0.1 | Corrosion |
| | Remaining chloride | [mgCl ⁻ /l] | Below 0.3 | Below 0.3 | Below 0.3 | Below 0.3 | Below 0.25 | Below 0.3 | Below 0.1 | Below 0.3 | Corrosion |
| | Free carbide | [mgCO ₂ /l] | Below 4.0 | Below 4.0 | Below 4.0 | Below 4.0 | Below 0.4 | Below 4.0 | Below 0.4 | Below 4.0 | Corrosion |
| Stability index | | 6.0 - 7.0 | *** | *** | *** | *** | *** | *** | *** | Corrosion + Scale | |

1 Names, definitions and units are according to JIS K 0101. Units and figures between brackets are old units published as reference only.

2 In case of using heated water (more than 40°C), corrosion is generally noticeable.

Especially when the iron materials is in direct contact with water without any protection shields, it is desirable to give the valid measure for corrosion. E.g. chemical measure

3 In the cooling water using hermetic cooling tower, close circuit water is according to heated water standard, and scattered water is according to cooling water standard.

4 Supply water is considered drink water, industrial water and ground water except for genuine water, neutral water and soft water.

5 The above mentioned items are representable items in corrosion and scale cases.

Water content in cooling circuits

The cooled water distribution circuits should have minimum water content to avoid excessive compressors start and stop.

In fact, each time the compressor starts up, an excessive quantity of oil goes from the compressor sump and simultaneously there is a rise in the temperature of the compressor motor's stator due to the inrush current during the start-up. To prevent damage to the compressors, McQuay has envisaged the application of a device to limit frequent stops and restarts.

During the span of one hour there will be no more than 6 starts of the compressor. The plant side should therefore ensure that the overall water content allows a more constant functioning of the unit and consequently greater environmental comfort. The minimum water content per unit should be calculated with a certain approximation using this simplified formula:

For 2 compressors unit

$$M \text{ (liters)} = (0.1595 \times \Delta T(^{\circ}\text{C}) + 3.0825) \times P(\text{kW})$$

For 3 compressors unit

$$M \text{ (liters)} = (0.0443 \times \Delta T(^{\circ}\text{C}) + 1.6202) \times P(\text{kW})$$

where:

M = minimum water content per unit expressed in litres

P = cooling capacity of the unit expressed in kW

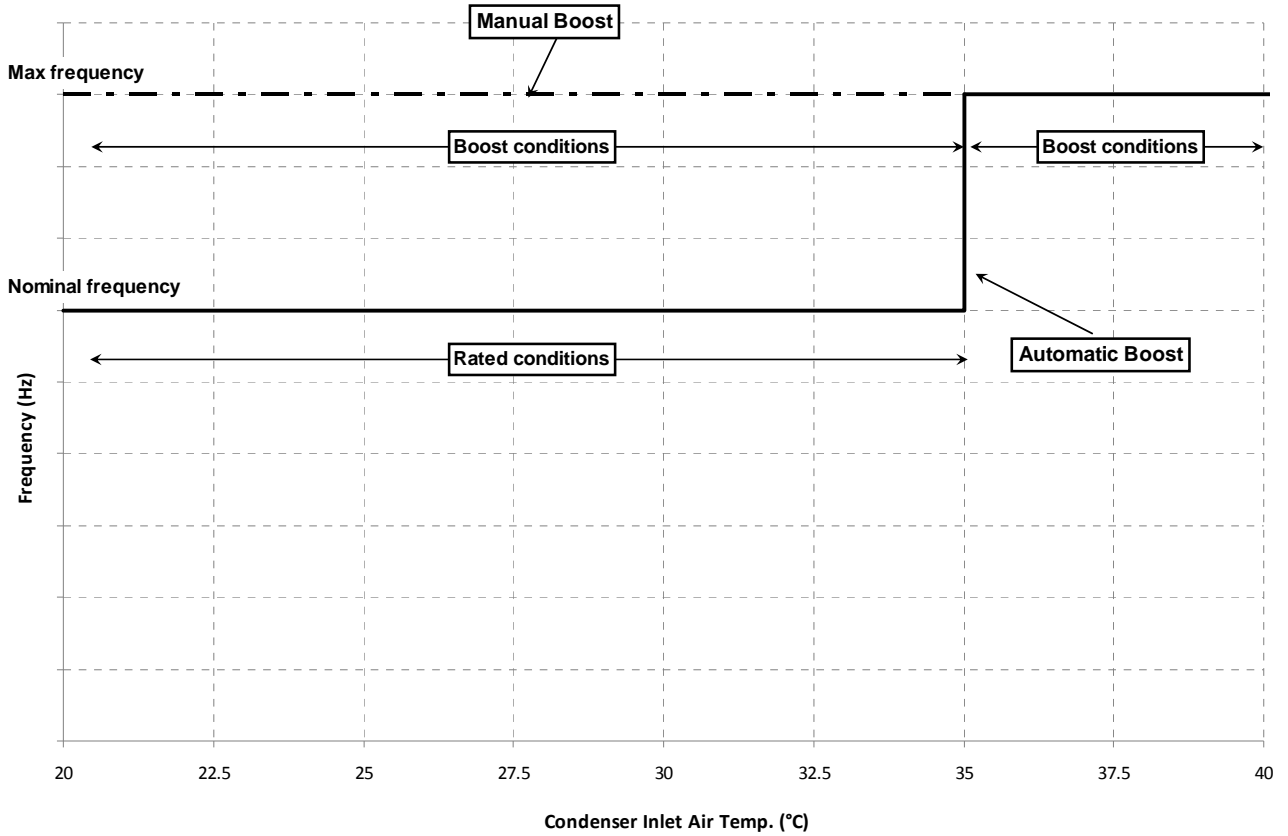
ΔT = evaporator entering / leaving water temperature difference expressed in $^{\circ}\text{C}$

This formula is valid for:

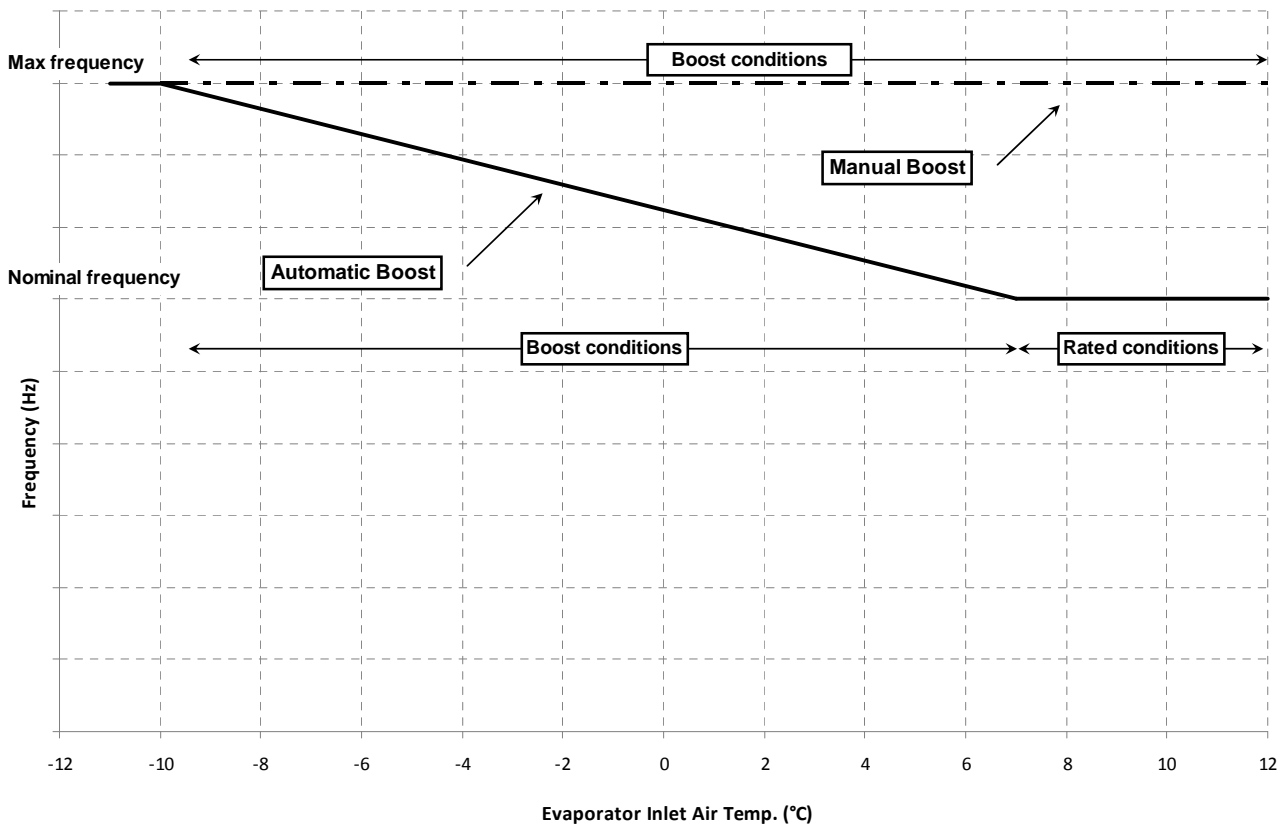
- standard microprocessor parameters

For more accurate determination of quantity of water, it is advisable to contact the designer of the plant.

Automatic and Manual Boost - Cooling Mode

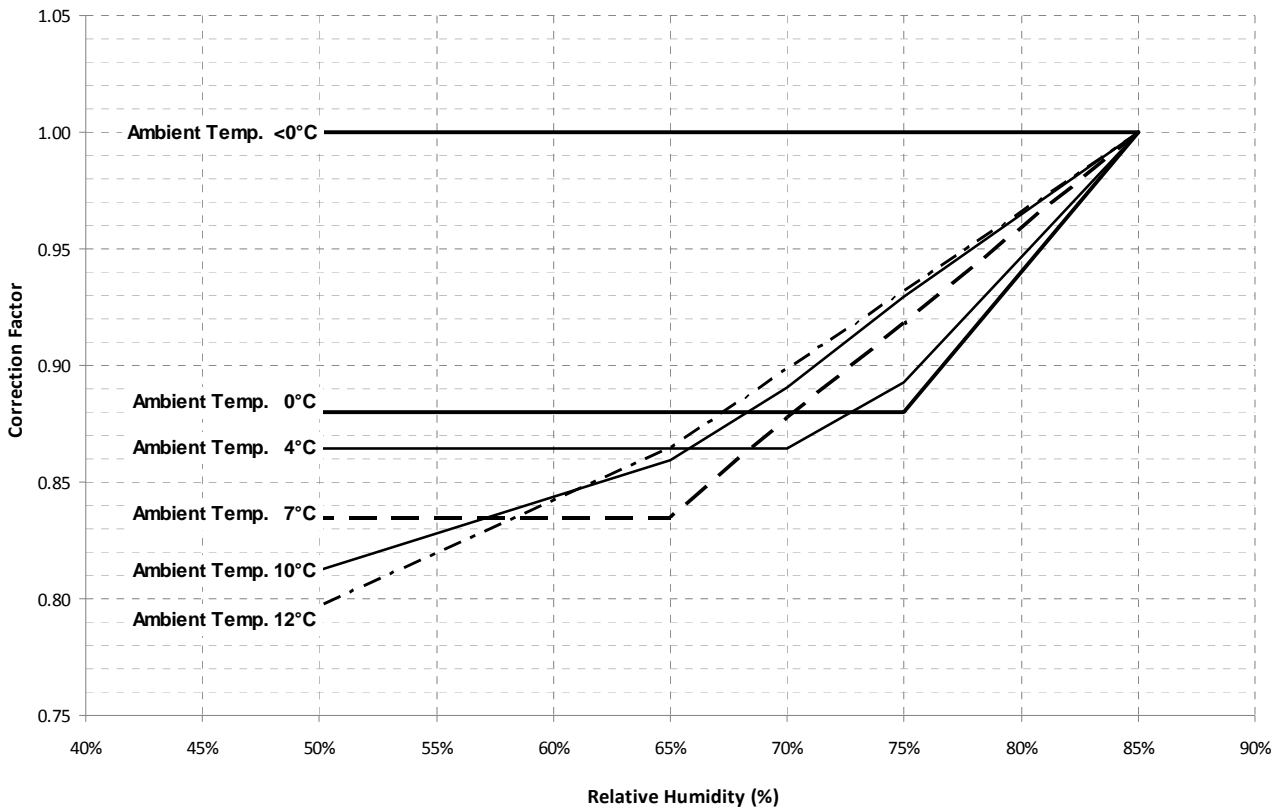


Automatic and Manual Boost - Heating Mode

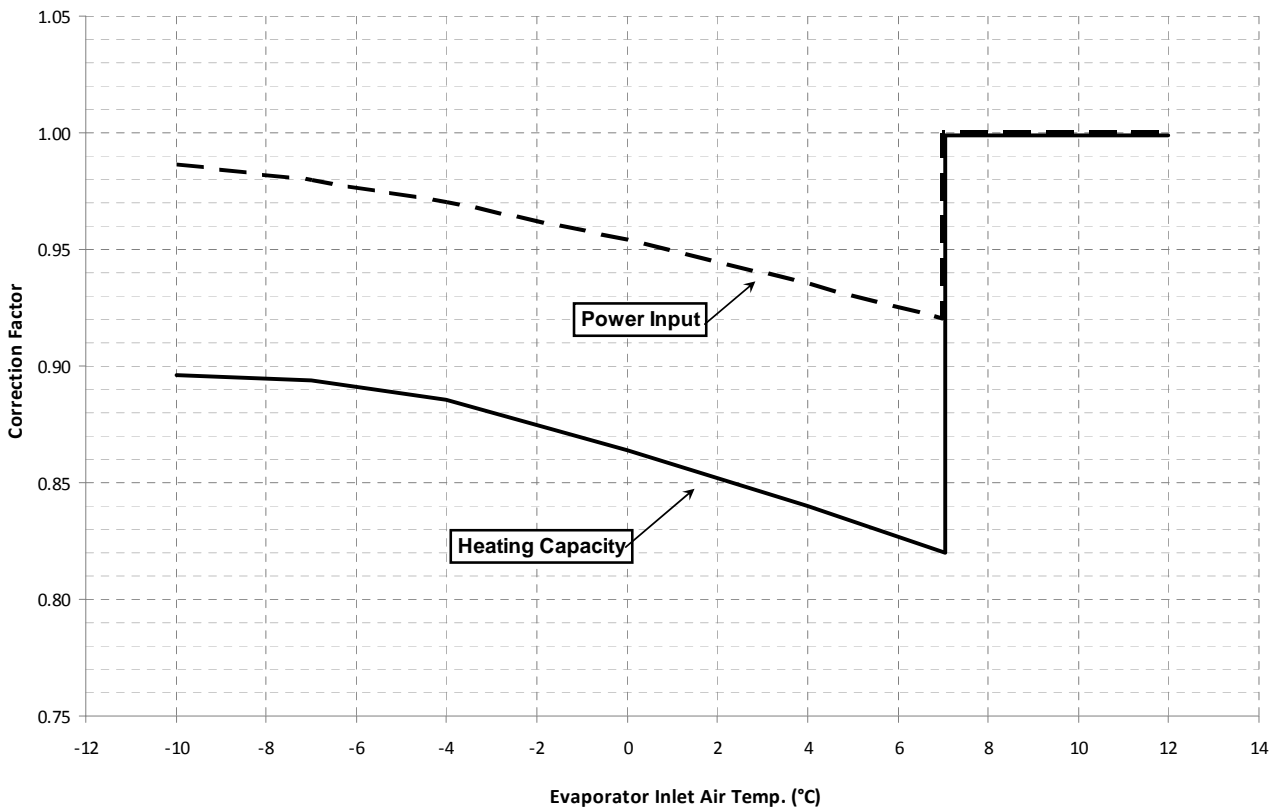


Automatic boost: unit standard configuration
 Manual boost: customized configuration by different settings
 Rated conditions: compressors are running at nominal frequency
 Boost conditions: compressors are running at the maximum frequency

Heating Capacity correction factors for different evaporator inlet air temperature and relative humidity conditions

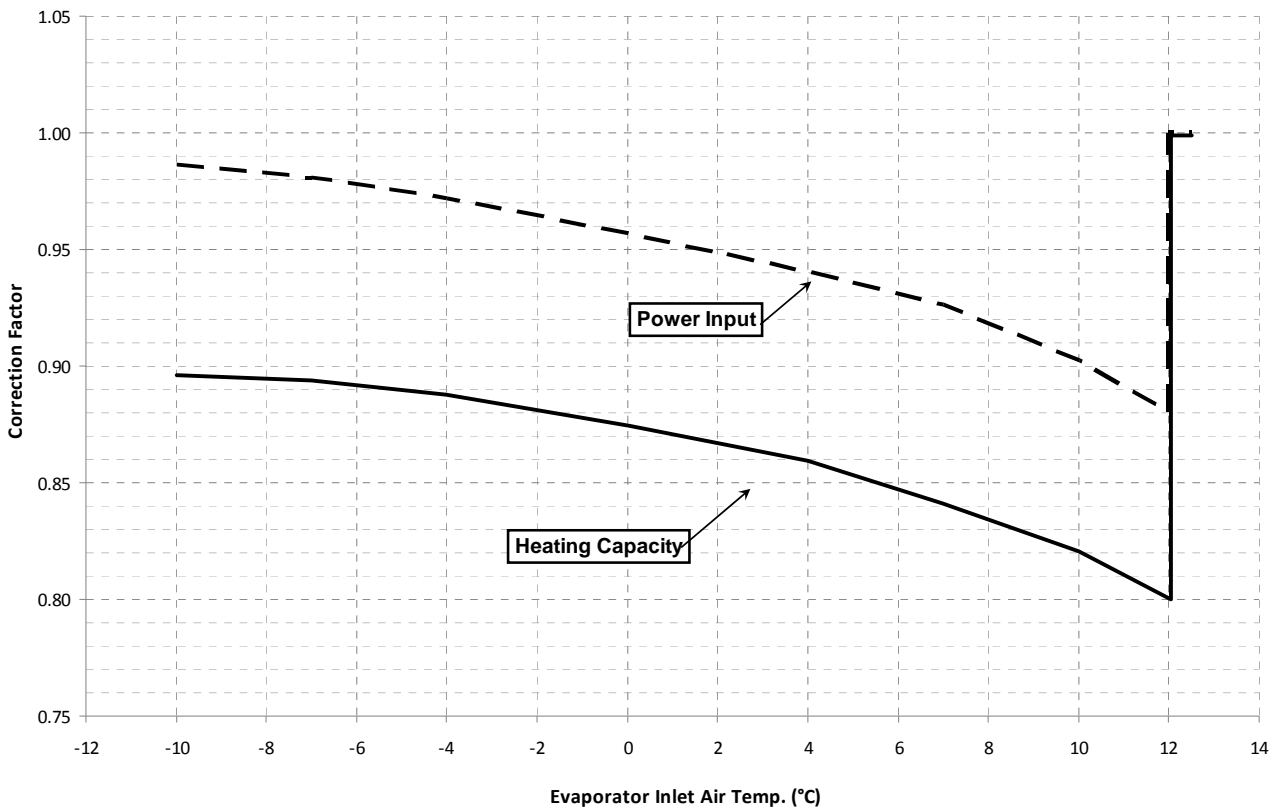


Integrated Heating Capacity - Automatic Boost



Correction factors to be applied to Standard Ratings in Heating Mode (Relative Humidity: 85% with evaporator inlet air temperature above 0°C ; 100% with evaporator inlet air temperature below 0°C)

Integrated Heating Capacity - Manual Boost



Correction factors to be applied to Standard Ratings in Heating Mode (Relative Humidity: 85% with evaporator inlet air temperature above 0°C ; 100% with evaporator inlet air temperature below 0°C)

Standard ratings

Cooling Mode - McEnergy HPI "Extension" SE-ST

| ELWT (°C) | Condenser Inlet Air Temperature (°C) | | | | | | | | | | | | | | | | | | | | | | | | |
|-----------|--------------------------------------|---------|---------|---------|---------|---------|---------|---------|---------|---------|---------|---------|---------|---------|---------|---------|---------|---------|---------|---------|---------|---------|---------|-----|-----|
| | 20 | | | 25 | | | 30 | | | 35 | | | 36 | | | 40 | | | 45 | | | | | | |
| | Rated | Boost | | Rated | Boost | | Rated | Boost | | Rated | Boost | | Rated | Boost | | Rated | Boost | | Rated | Boost | | | | | |
| Cc (kW) | PI (kW) | PI (kW) | Cc (kW) | PI (kW) | PI (kW) | Cc (kW) | PI (kW) | PI (kW) | Cc (kW) | PI (kW) | PI (kW) | Cc (kW) | PI (kW) | PI (kW) | Cc (kW) | PI (kW) | PI (kW) | Cc (kW) | PI (kW) | PI (kW) | Cc (kW) | PI (kW) | PI (kW) | | |
| 079.2 | 4 | 263 | 68.3 | 356 | 114 | 263 | 74.1 | 343 | 125 | 242 | 80.4 | 326 | 134 | 231 | 87.3 | 295 | 132 | 290 | 132 | 290 | 132 | 290 | 132 | 290 | 132 |
| | 5 | 271 | 69.1 | 368 | 116 | 261 | 75.0 | 353 | 127 | 250 | 81.4 | 333 | 134 | 239 | 88.4 | 304 | 134 | 298 | 134 | 299 | 134 | 276 | 133 | 276 | 133 |
| | 6 | 279 | 69.9 | 378 | 118 | 268 | 75.9 | 363 | 130 | 258 | 82.3 | 339 | 133 | 246 | 89.3 | 311 | 133 | 305 | 133 | 305 | 133 | 282 | 133 | 282 | 133 |
| | 7 | 287 | 70.9 | 388 | 121 | 276 | 76.8 | 373 | 133 | 265 | 83.2 | 346 | 133 | 254 | 90.3 | 317 | 133 | 311 | 133 | 311 | 133 | 288 | 132 | 288 | 132 |
| | 8 | 295 | 71.8 | 398 | 124 | 284 | 77.8 | 383 | 132 | 273 | 84.2 | 353 | 133 | 261 | 91.4 | 323 | 132 | 318 | 132 | 318 | 132 | 296 | 134 | 296 | 134 |
| | 9 | 303 | 72.7 | 409 | 127 | 293 | 78.7 | 393 | 134 | 281 | 85.1 | 360 | 132 | 269 | 92.4 | 333 | 134 | 326 | 134 | 326 | 134 | 302 | 133 | 302 | 133 |
| | 10 | 312 | 73.6 | 419 | 130 | 301 | 79.7 | 403 | 133 | 289 | 86.3 | 367 | 134 | 277 | 93.4 | 339 | 133 | 333 | 133 | 333 | 133 | 308 | 132 | 308 | 132 |
| | 11 | 320 | 74.6 | 430 | 128 | 309 | 80.7 | 408 | 133 | 298 | 87.3 | 377 | 133 | 285 | 94.5 | 345 | 133 | 340 | 133 | 340 | 133 | 317 | 134 | 317 | 134 |
| | 12 | 329 | 75.6 | 440 | 131 | 318 | 81.7 | 415 | 133 | 306 | 88.4 | 384 | 133 | 292 | 95.6 | 352 | 132 | 346 | 132 | 346 | 132 | 323 | 133 | 323 | 133 |
| | 13 | 338 | 76.5 | 451 | 130 | 327 | 82.7 | 422 | 132 | 314 | 89.5 | 390 | 132 | 301 | 96.7 | 361 | 133 | 355 | 133 | 355 | 133 | 329 | 132 | 329 | 132 |
| | 14 | 347 | 77.6 | 462 | 131 | 335 | 83.8 | 433 | 134 | 323 | 90.6 | 400 | 134 | 310 | 97.8 | 367 | 133 | 368 | 134 | 368 | 134 | 338 | 134 | 338 | 134 |
| | 15 | 356 | 78.6 | 473 | 133 | 344 | 84.9 | 440 | 133 | 332 | 91.7 | 407 | 133 | 318 | 98.9 | 374 | 132 | 367 | 132 | 367 | 132 | 343 | 133 | 343 | 133 |
| | 4 | 283 | 74.8 | 377 | 124 | 273 | 81.4 | 355 | 129 | 261 | 86.5 | 318 | 133 | 249 | 96.2 | 300 | 132 | 295 | 132 | 295 | 132 | 273 | 134 | 273 | 134 |
| | 5 | 291 | 75.8 | 386 | 124 | 281 | 82.4 | 363 | 130 | 269 | 89.5 | 326 | 133 | 257 | 97.3 | 309 | 134 | 303 | 134 | 303 | 134 | 279 | 133 | 279 | 133 |
| | 6 | 300 | 76.7 | 397 | 126 | 289 | 83.4 | 372 | 130 | 277 | 90.6 | 334 | 134 | 265 | 98.4 | 315 | 133 | 310 | 133 | 310 | 133 | 287 | 133 | 287 | 133 |
| 7 | 309 | 77.7 | 406 | 126 | 297 | 84.4 | 382 | 132 | 285 | 91.6 | 341 | 133 | 273 | 100 | 322 | 132 | 316 | 132 | 316 | 132 | 292 | 133 | 292 | 133 | |
| 8 | 317 | 78.7 | 415 | 127 | 306 | 85.4 | 393 | 133 | 294 | 92.7 | 347 | 133 | 281 | 101 | 330 | 133 | 324 | 133 | 324 | 133 | 300 | 133 | 300 | 133 | |
| 9 | 326 | 79.8 | 424 | 128 | 315 | 86.5 | 404 | 133 | 302 | 93.8 | 354 | 132 | 289 | 102 | 337 | 133 | 331 | 133 | 331 | 133 | 307 | 133 | 307 | 133 | |
| 10 | 335 | 80.8 | 433 | 128 | 323 | 87.6 | 407 | 133 | 311 | 95.0 | 363 | 134 | 297 | 103 | 343 | 133 | 337 | 133 | 337 | 133 | 313 | 132 | 313 | 132 | |
| 11 | 344 | 81.9 | 444 | 130 | 332 | 88.7 | 416 | 133 | 320 | 96.1 | 370 | 133 | 306 | 104 | 351 | 133 | 345 | 133 | 345 | 133 | 322 | 134 | 322 | 134 | |
| 12 | 353 | 82.9 | 453 | 131 | 341 | 89.8 | 423 | 133 | 328 | 97.3 | 376 | 132 | 315 | 105 | 357 | 132 | 351 | 132 | 351 | 132 | 327 | 133 | 327 | 133 | |
| 13 | 363 | 84.0 | 462 | 131 | 350 | 91.0 | 430 | 132 | 337 | 98.5 | 384 | 133 | 323 | 107 | 365 | 133 | 359 | 132 | 359 | 132 | 333 | 132 | 333 | 132 | |
| 14 | 372 | 85.2 | 471 | 132 | 359 | 92.1 | 439 | 133 | 346 | 100 | 392 | 133 | 332 | 108 | 373 | 133 | 367 | 133 | 367 | 133 | 342 | 133 | 342 | 133 | |
| 15 | 382 | 86.3 | 481 | 133 | 369 | 93.3 | 448 | 134 | 355 | 101 | 399 | 133 | 341 | 109 | 379 | 132 | 373 | 132 | 373 | 132 | 347 | 132 | 347 | 132 | |
| 4 | 304 | 81.4 | 397 | 133 | 292 | 88.7 | 366 | 133 | 280 | 96.5 | 336 | 133 | 267 | 105 | 305 | 132 | 298 | 132 | 298 | 132 | 253 | 114 | 277 | 133 | |
| 5 | 312 | 82.5 | 405 | 132 | 301 | 89.8 | 374 | 133 | 288 | 97.7 | 342 | 132 | 275 | 106 | 314 | 134 | 308 | 134 | 308 | 134 | 261 | 116 | 283 | 132 | |
| 6 | 321 | 83.5 | 416 | 134 | 309 | 90.9 | 381 | 132 | 297 | 98.8 | 352 | 134 | 283 | 107 | 320 | 133 | 315 | 133 | 315 | 133 | 269 | 117 | 292 | 134 | |
| 7 | 330 | 84.6 | 423 | 133 | 318 | 92.0 | 391 | 134 | 306 | 100 | 359 | 133 | 292 | 109 | 326 | 132 | 321 | 132 | 321 | 132 | 277 | 118 | 297 | 133 | |
| 8 | 340 | 85.7 | 431 | 133 | 327 | 93.1 | 398 | 133 | 314 | 101 | 366 | 133 | 300 | 110 | 336 | 134 | 328 | 133 | 329 | 133 | 286 | 119 | 303 | 132 | |
| 9 | 349 | 86.8 | 439 | 133 | 336 | 94.3 | 406 | 133 | 322 | 102 | 372 | 132 | 309 | 111 | 342 | 133 | 336 | 133 | 336 | 133 | 294 | 121 | 312 | 133 | |
| 10 | 358 | 88.0 | 446 | 132 | 346 | 95.5 | 413 | 132 | 332 | 104 | 382 | 133 | 318 | 112 | 346 | 132 | 342 | 132 | 342 | 132 | 303 | 122 | 317 | 132 | |
| 11 | 368 | 89.1 | 457 | 134 | 355 | 96.7 | 423 | 134 | 341 | 105 | 389 | 133 | 327 | 114 | 357 | 134 | 351 | 134 | 351 | 134 | 311 | 123 | 326 | 134 | |
| 12 | 378 | 90.3 | 466 | 134 | 365 | 97.9 | 430 | 133 | 351 | 106 | 395 | 132 | 336 | 115 | 363 | 133 | 357 | 133 | 357 | 133 | 320 | 125 | 332 | 133 | |
| 13 | 388 | 91.5 | 473 | 133 | 374 | 99.2 | 437 | 132 | 360 | 107 | 405 | 134 | 345 | 116 | 369 | 131 | 363 | 131 | 363 | 131 | 328 | 126 | 337 | 131 | |
| 14 | 397 | 92.7 | 480 | 133 | 384 | 100 | 444 | 132 | 370 | 109 | 412 | 133 | 354 | 118 | 379 | 133 | 372 | 132 | 372 | 132 | 338 | 127 | 347 | 129 | |
| 15 | 407 | 94.0 | 488 | 132 | 394 | 102 | 455 | 134 | 379 | 110 | 418 | 132 | 364 | 119 | 385 | 132 | 378 | 132 | 378 | 132 | 347 | 129 | 351 | 132 | |
| 4 | 335 | 87.6 | 452 | 145 | 322 | 95 | 427 | 154 | 309 | 103 | 396 | 157 | 295 | 112 | 361 | 157 | 354 | 157 | 354 | 157 | 327 | 157 | 327 | 157 | |
| 5 | 345 | 88.7 | 465 | 147 | 332 | 96 | 437 | 155 | 319 | 105 | 404 | 157 | 305 | 113 | 369 | 157 | 362 | 156 | 362 | 156 | 334 | 156 | 334 | 156 | |
| 6 | 355 | 89.7 | 475 | 148 | 342 | 97 | 449 | 157 | 328 | 106 | 412 | 156 | 314 | 115 | 378 | 157 | 371 | 157 | 371 | 157 | 344 | 158 | 344 | 158 | |
| 7 | 365 | 90.8 | 486 | 149 | 352 | 98 | 459 | 157 | 338 | 107 | 423 | 156 | 324 | 116 | 387 | 158 | 380 | 157 | 380 | 157 | 351 | 157 | 351 | 157 | |
| 8 | 375 | 91.9 | 499 | 151 | 362 | 100 | 468 | 157 | 348 | 108 | 431 | 157 | 333 | 117 | 395 | 157 | 388 | 157 | 388 | 157 | 360 | 157 | 360 | 157 | |
| 9 | 386 | 93.0 | 510 | 152 | 372 | 101 | 477 | 156 | 358 | 109 | 440 | 157 | 343 | 118 | 404 | 157 | 397 | 157 | 397 | 157 | 368 | 157 | 368 | 157 | |
| 10 | 396 | 94.2 | 521 | 153 | 383 | 102 | 487 | 157 | 368 | 110 | 450 | 157 | 353 | 120 | 411 | 156 | 405 | 156 | 405 | 156 | 377 | 158 | 377 | 158 | |
| 11 | 407 | 95.3 | 532 | 154 | 393 | 103 | 498 | 157 | 378 | 112 | 459 | 156 | 363 | 121 | 421 | 157 | 413 | 157 | 413 | 157 | 384 | 158 | 384 | 158 | |
| 12 | 418 | 96.5 | 543 | 155 | 404 | 104 | 507 | 157 | 389 | 113 | 468 | 157 | 373 | 122 | 430 | 157 | 423 | 157 | 423 | 157 | 392 | 157 | 392 | 157 | |
| 13 | 429 | 97.7 | 557 | 157 | 415 | 106 | 515 | 158 | 400 | 114 | 478 | 157 | 383 | 124 | 437 | 158 | 430 | 158 | 430 | 158 | 401 | 157 | 401 | 157 | |
| 14 | 440 | 98.9 | 568 | 158 | 425 | 107 | 526 | 157 | 410 | 116 | 485 | 156 | 394 | 125 | 447 | 157 | 439 | 156 | 439 | 156 | 408 | 158 | 408 | 158 | |
| 15 | 451 | 100 | 577 | 157 | 437 | 108 | 537 | 158 | 421 | 117 | 495 | 157 | 404 | 126 | 456 | 157 | 449 | 157 | 449 | 157 | 419 | 158 | 419 | 158 | |

Notes:
Cc (cooling capacity) - PI (unit power input) - ELWT (evaporator leaving water temperature - At 5°C).
Data are referred to 0.0176 m² CW evaporator fouling factor.
Rated conditions are for compressors running at nominal frequency.
Boost conditions are for compressors running at maximum frequency.
10% glycol is recommended for shaded area conditions

| ELWT (°C) | Condenser Inlet Air Temperature (°C) | | | | | | | | | | | | | | | | | | | | | | | | | | | | | | | |
|-----------|--------------------------------------|---------|---------|---------|---------|---------|---------|---------|---------|---------|---------|---------|---------|---------|---------|---------|---------|-----|-----|-----|-----|-----|-----|-----|-----|-----|-----|-----|-----|-----|-----|-----|
| | 20 | | | 25 | | | 30 | | | 35 | | | 40 | | | 45 | | | | | | | | | | | | | | | | |
| | Rated | Boost | | Rated | Boost | | Rated | Boost | | Rated | Boost | | Rated | Boost | | Rated | Boost | | | | | | | | | | | | | | | |
| Cc (kW) | PI (kW) | PI (kW) | Cc (kW) | PI (kW) | PI (kW) | Cc (kW) | PI (kW) | PI (kW) | Cc (kW) | PI (kW) | PI (kW) | Cc (kW) | PI (kW) | PI (kW) | Cc (kW) | PI (kW) | PI (kW) | | | | | | | | | | | | | | | |
| 124.2 | 4 | 452 | 122 | 602 | 206 | 435 | 133 | 562 | 211 | 417 | 145 | 158 | 472 | 212 | 460 | 209 | 480 | 209 | 414 | 200 | 414 | 200 | 414 | 200 | 373 | 202 | 373 | 202 | | | | |
| | 5 | 465 | 124 | 618 | 209 | 448 | 135 | 573 | 211 | 430 | 147 | 159 | 482 | 210 | 471 | 209 | 471 | 209 | 427 | 202 | 427 | 202 | 427 | 202 | 381 | 200 | 381 | 200 | | | | |
| | 6 | 478 | 125 | 634 | 211 | 461 | 136 | 584 | 210 | 443 | 148 | 161 | 496 | 213 | 484 | 210 | 484 | 210 | 436 | 200 | 436 | 200 | 436 | 200 | 393 | 202 | 393 | 202 | | | | |
| | 7 | 491 | 127 | 646 | 211 | 474 | 138 | 600 | 212 | 455 | 150 | 163 | 505 | 212 | 494 | 210 | 494 | 210 | 449 | 203 | 449 | 203 | 449 | 203 | 401 | 200 | 401 | 200 | | | | |
| | 8 | 505 | 128 | 658 | 210 | 487 | 139 | 611 | 211 | 468 | 152 | 165 | 519 | 210 | 503 | 209 | 503 | 209 | 457 | 201 | 457 | 201 | 457 | 201 | 413 | 202 | 413 | 202 | | | | |
| | 9 | 519 | 130 | 675 | 210 | 501 | 141 | 622 | 210 | 482 | 153 | 166 | 529 | 213 | 517 | 210 | 517 | 210 | 465 | 199 | 465 | 199 | 465 | 199 | 421 | 200 | 421 | 200 | | | | |
| | 10 | 533 | 132 | 692 | 212 | 514 | 143 | 638 | 213 | 495 | 155 | 169 | 548 | 212 | 527 | 210 | 527 | 210 | 479 | 201 | 479 | 201 | 479 | 201 | 433 | 202 | 433 | 202 | | | | |
| | 11 | 547 | 133 | 709 | 211 | 528 | 145 | 653 | 212 | 508 | 157 | 170 | 568 | 210 | 536 | 208 | 536 | 208 | 487 | 200 | 487 | 200 | 487 | 200 | 441 | 200 | 441 | 200 | | | | |
| | 12 | 561 | 135 | 722 | 210 | 542 | 146 | 660 | 211 | 522 | 159 | 172 | 583 | 213 | 550 | 211 | 550 | 211 | 500 | 202 | 500 | 202 | 500 | 202 | 454 | 202 | 454 | 202 | | | | |
| | 13 | 575 | 137 | 735 | 210 | 556 | 148 | 671 | 210 | 536 | 160 | 174 | 602 | 211 | 569 | 209 | 569 | 209 | 508 | 200 | 508 | 200 | 508 | 200 | 461 | 200 | 461 | 200 | | | | |
| | 14 | 589 | 138 | 749 | 213 | 570 | 150 | 687 | 213 | 550 | 162 | 176 | 616 | 210 | 589 | 208 | 589 | 208 | 522 | 202 | 522 | 202 | 522 | 202 | 474 | 202 | 474 | 202 | | | | |
| | 15 | 605 | 140 | 761 | 212 | 585 | 152 | 698 | 212 | 564 | 164 | 178 | 628 | 211 | 593 | 210 | 593 | 210 | 536 | 200 | 536 | 200 | 536 | 200 | 481 | 200 | 481 | 200 | | | | |
| | 4 | 472 | 122 | 640 | 201 | 485 | 133 | 592 | 203 | 436 | 144 | 154 | 494 | 205 | 444 | 205 | 444 | 205 | 485 | 204 | 485 | 204 | 485 | 204 | 446 | 204 | 446 | 204 | 379 | 188 | 379 | 188 |
| | 5 | 486 | 124 | 658 | 203 | 498 | 134 | 609 | 206 | 450 | 146 | 156 | 505 | 203 | 486 | 204 | 486 | 204 | 496 | 204 | 496 | 204 | 496 | 204 | 451 | 190 | 451 | 190 | | | | |
| | 6 | 500 | 125 | 675 | 206 | 511 | 136 | 621 | 205 | 463 | 147 | 157 | 516 | 206 | 510 | 205 | 510 | 205 | 505 | 204 | 505 | 204 | 505 | 204 | 456 | 188 | 456 | 188 | | | | |
| 7 | 514 | 127 | 692 | 205 | 525 | 137 | 633 | 204 | 477 | 149 | 159 | 527 | 205 | 491 | 203 | 491 | 203 | 520 | 204 | 520 | 204 | 520 | 204 | 461 | 190 | 461 | 190 | | | | | |
| 8 | 529 | 128 | 701 | 205 | 539 | 139 | 650 | 206 | 491 | 150 | 163 | 540 | 203 | 531 | 203 | 531 | 203 | 484 | 205 | 484 | 205 | 484 | 205 | 412 | 190 | 412 | 190 | | | | | |
| 9 | 544 | 130 | 714 | 204 | 552 | 140 | 662 | 206 | 506 | 152 | 166 | 556 | 205 | 545 | 205 | 545 | 205 | 503 | 203 | 503 | 203 | 503 | 203 | 433 | 188 | 433 | 188 | | | | | |
| 10 | 559 | 131 | 727 | 203 | 540 | 142 | 674 | 205 | 520 | 154 | 168 | 566 | 204 | 556 | 204 | 556 | 204 | 517 | 206 | 517 | 206 | 517 | 206 | 440 | 188 | 440 | 188 | | | | | |
| 11 | 574 | 133 | 745 | 206 | 555 | 144 | 685 | 204 | 535 | 155 | 171 | 582 | 206 | 571 | 206 | 571 | 206 | 527 | 204 | 527 | 204 | 527 | 204 | 453 | 189 | 453 | 189 | | | | | |
| 12 | 590 | 134 | 758 | 205 | 570 | 145 | 703 | 206 | 549 | 157 | 176 | 592 | 205 | 581 | 205 | 581 | 205 | 541 | 206 | 541 | 206 | 541 | 206 | 460 | 187 | 460 | 187 | | | | | |
| 13 | 605 | 136 | 771 | 205 | 585 | 147 | 715 | 205 | 564 | 159 | 179 | 602 | 203 | 591 | 203 | 591 | 203 | 550 | 204 | 550 | 204 | 550 | 204 | 474 | 189 | 474 | 189 | | | | | |
| 14 | 621 | 138 | 783 | 204 | 601 | 149 | 726 | 204 | 580 | 161 | 181 | 617 | 205 | 606 | 205 | 606 | 205 | 559 | 203 | 559 | 203 | 559 | 203 | 488 | 191 | 488 | 191 | | | | | |
| 15 | 637 | 139 | 796 | 203 | 617 | 150 | 738 | 204 | 595 | 162 | 182 | 628 | 204 | 617 | 204 | 617 | 204 | 574 | 205 | 574 | 205 | 574 | 205 | 495 | 189 | 495 | 189 | | | | | |
| 4 | 522 | 135 | 708 | 205 | 593 | 146 | 672 | 210 | 482 | 159 | 163 | 593 | 206 | 482 | 206 | 482 | 206 | 527 | 204 | 527 | 204 | 527 | 204 | 445 | 231 | 445 | 231 | | | | | |
| 5 | 537 | 136 | 726 | 206 | 608 | 148 | 689 | 212 | 497 | 161 | 163 | 608 | 206 | 497 | 206 | 497 | 206 | 559 | 204 | 559 | 204 | 559 | 204 | 455 | 229 | 455 | 229 | | | | | |
| 6 | 553 | 138 | 746 | 209 | 623 | 150 | 707 | 214 | 512 | 163 | 165 | 623 | 206 | 512 | 206 | 512 | 206 | 589 | 204 | 589 | 204 | 589 | 204 | 469 | 231 | 469 | 231 | | | | | |
| 7 | 569 | 140 | 764 | 231 | 649 | 152 | 724 | 246 | 527 | 164 | 166 | 649 | 204 | 527 | 204 | 527 | 204 | 608 | 204 | 608 | 204 | 608 | 204 | 489 | 229 | 489 | 229 | | | | | |
| 8 | 585 | 141 | 782 | 233 | 665 | 153 | 738 | 245 | 543 | 166 | 168 | 665 | 206 | 543 | 206 | 543 | 206 | 628 | 204 | 628 | 204 | 628 | 204 | 508 | 229 | 508 | 229 | | | | | |
| 9 | 602 | 143 | 801 | 235 | 681 | 155 | 754 | 246 | 559 | 168 | 171 | 681 | 206 | 559 | 206 | 559 | 206 | 652 | 204 | 652 | 204 | 652 | 204 | 527 | 229 | 527 | 229 | | | | | |
| 10 | 619 | 145 | 819 | 238 | 697 | 157 | 768 | 247 | 575 | 170 | 172 | 701 | 204 | 575 | 204 | 575 | 204 | 674 | 204 | 674 | 204 | 674 | 204 | 546 | 230 | 546 | 230 | | | | | |
| 11 | 636 | 147 | 838 | 240 | 714 | 159 | 786 | 247 | 591 | 172 | 174 | 720 | 204 | 591 | 204 | 591 | 204 | 693 | 204 | 693 | 204 | 693 | 204 | 565 | 229 | 565 | 229 | | | | | |
| 12 | 653 | 149 | 857 | 242 | 731 | 161 | 804 | 246 | 607 | 174 | 176 | 731 | 204 | 607 | 204 | 607 | 204 | 712 | 204 | 712 | 204 | 712 | 204 | 584 | 229 | 584 | 229 | | | | | |
| 13 | 670 | 151 | 878 | 245 | 748 | 163 | 815 | 246 | 624 | 176 | 178 | 742 | 204 | 624 | 204 | 624 | 204 | 731 | 204 | 731 | 204 | 731 | 204 | 603 | 229 | 603 | 229 | | | | | |
| 14 | 688 | 153 | 893 | 244 | 765 | 165 | 829 | 245 | 641 | 178 | 180 | 754 | 204 | 641 | 204 | 641 | 204 | 750 | 204 | 750 | 204 | 750 | 204 | 622 | 229 | 622 | 229 | | | | | |
| 15 | 705 | 155 | 912 | 247 | 782 | 167 | 843 | 244 | 658 | 180 | 182 | 768 | 204 | 658 | 204 | 658 | 204 | 767 | 204 | 767 | 204 | 767 | 204 | 641 | 229 | 641 | 229 | | | | | |
| 4 | 540 | 140 | 730 | 235 | 620 | 152 | 701 | 257 | 489 | 166 | 166 | 656 | 206 | 489 | 206 | 489 | 206 | 589 | 206 | 589 | 206 | 589 | 206 | 544 | 266 | 544 | 266 | 473 | 251 | 473 | 251 | |
| 5 | 556 | 142 | 750 | 238 | 636 | 154 | 721 | 261 | 514 | 168 | 168 | 672 | 206 | 514 | 206 | 514 | 206 | 601 | 266 | 601 | 266 | 601 | 266 | 556 | 265 | 556 | 265 | 484 | 249 | 484 | 249 | |
| 6 | 572 | 144 | 770 | 241 | 652 | 156 | 741 | 264 | 530 | 169 | 169 | 690 | 206 | 530 | 206 | 530 | 206 | 615 | 265 | 615 | 265 | 615 | 265 | 573 | 268 | 573 | 268 | 489 | 252 | 489 | 252 | |
| 7 | 589 | 145 | 791 | 244 | 668 | 158 | 761 | 267 | 545 | 171 | 171 | 708 | 206 | 545 | 206 | 545 | 206 | 632 | 268 | 632 | 268 | 632 | 268 | 595 | 267 | 595 | 267 | 510 | 250 | 510 | 250 | |
| 8 | 605 | 147 | 812 | 247 | 684 | 160 | 776 | 266 | 561 | 172 | 172 | 726 | 206 | 561 | 206 | 561 | 206 | 649 | 268 | 649 | 268 | 649 | 268 | 608 | 265 | 608 | 265 | 520 | 248 | 520 | 248 | |
| 9 | 622 | 149 | 833 | 251 | 701 | 162 | 790 | 265 | 578 | 175 | 175 | 744 | 206 | 578 | 206 | 578 | 206 | 666 | 268 | 666 | 268 | 666 | 268 | 627 | 265 | 627 | 265 | 536 | 251 | 536 | 251 | |
| 10 | 639 | 151 | 854 | 254 | 717 | 164 | 805 | 264 | 594 | 177 | 177 | 759 | 206 | 594 | 206 | 594 | 206 | 683 | 268 | 683 | 268 | 683 | 268 | 646 | 266 | 646 | 266 | 546 | 249 | 546 | 249 | |
| 11 | 657 | 153 | 875 | 258 | 734 | 166 | 825 | 268 | 611 | 179 | 179 | 777 | 204 | 611 | 204 | 611 | 204 | 701 | 268 | 701 | 268 | 701 | 268 | 665 | 265 | 665 | 265 | 562 | 251 | 562 | 251 | |
| 12 | 674 | 155 | 897 | 261 | 752 | 168 | 840 | 267 | 627 | 181 | 181 | 797 | 206 | 627 | 206 | 627 | 206 | 718 | 268 | 718 | 268 | 718 | 268 | 684 | 265 | 684 | 265 | 572 | 249 | 572 | | |

| ELWT (°C) | Condenser Inlet Air Temperature (°C) | | | | | | | | | | | | | | | | | | | | | | | |
|-----------|--------------------------------------|-------|-------|-------|-------|-------|-------|-------|-------|-------|-------|-------|-------|-------|-------|-------|-------|-------|-------|-------|-------|-------|-----|-----|
| | 20 | | | | 25 | | | | 30 | | | | 35 | | | | 40 | | | | 45 | | | |
| | Rated | Boost | Rated | Boost | Rated | Boost | Rated | Boost | Rated | Boost | Rated | Boost | Rated | Boost | Rated | Boost | Rated | Boost | Rated | Boost | Rated | Boost | | |
| 096.2 | 4 | 345 | 889 | 160 | 437 | 984 | 171 | 303 | 118 | 367 | 170 | 356 | 168 | 368 | 166 | 323 | 160 | 320 | 160 | 291 | 161 | 291 | 161 | |
| | 5 | 356 | 912 | 162 | 448 | 1000 | 171 | 312 | 119 | 375 | 170 | 366 | 167 | 380 | 167 | 330 | 159 | 330 | 159 | 304 | 160 | 298 | 160 | |
| | 6 | 366 | 924 | 164 | 464 | 1070 | 171 | 322 | 120 | 393 | 169 | 374 | 167 | 374 | 167 | 340 | 161 | 340 | 161 | 304 | 159 | 304 | 159 | |
| | 7 | 376 | 937 | 166 | 484 | 1140 | 171 | 331 | 122 | 409 | 169 | 384 | 169 | 384 | 169 | 347 | 160 | 347 | 160 | 313 | 159 | 313 | 160 | |
| | 8 | 386 | 951 | 168 | 507 | 1210 | 171 | 341 | 123 | 426 | 169 | 394 | 170 | 392 | 168 | 364 | 159 | 364 | 159 | 320 | 159 | 320 | 159 | |
| | 9 | 397 | 964 | 170 | 532 | 1280 | 171 | 351 | 125 | 443 | 169 | 409 | 169 | 409 | 169 | 384 | 161 | 384 | 161 | 329 | 161 | 329 | 161 | |
| | 10 | 408 | 978 | 172 | 564 | 1350 | 171 | 361 | 126 | 460 | 168 | 426 | 170 | 426 | 168 | 407 | 167 | 407 | 167 | 339 | 160 | 339 | 160 | |
| | 11 | 418 | 992 | 174 | 597 | 1420 | 171 | 371 | 128 | 477 | 168 | 443 | 170 | 443 | 168 | 426 | 168 | 426 | 168 | 348 | 158 | 348 | 158 | |
| | 12 | 429 | 101 | 550 | 630 | 1490 | 171 | 381 | 130 | 494 | 168 | 459 | 170 | 459 | 168 | 443 | 168 | 443 | 168 | 357 | 158 | 357 | 158 | |
| | 13 | 440 | 102 | 560 | 660 | 1560 | 171 | 391 | 131 | 511 | 168 | 477 | 169 | 477 | 168 | 460 | 167 | 460 | 167 | 366 | 157 | 366 | 157 | |
| | 14 | 452 | 104 | 569 | 690 | 1630 | 171 | 401 | 133 | 528 | 168 | 494 | 170 | 494 | 168 | 484 | 168 | 484 | 168 | 375 | 157 | 375 | 157 | |
| | 15 | 463 | 105 | 582 | 720 | 1700 | 171 | 411 | 135 | 545 | 168 | 511 | 170 | 511 | 168 | 500 | 168 | 500 | 168 | 384 | 157 | 384 | 157 | |
| | 106.2 | 4 | 371 | 976 | 165 | 462 | 1070 | 171 | 341 | 117 | 414 | 170 | 362 | 166 | 368 | 166 | 330 | 159 | 330 | 159 | 296 | 159 | 296 | 159 |
| | | 5 | 382 | 990 | 166 | 481 | 1140 | 171 | 351 | 119 | 431 | 169 | 371 | 167 | 371 | 167 | 340 | 161 | 340 | 161 | 306 | 161 | 306 | 161 |
| | | 6 | 393 | 100 | 507 | 507 | 1210 | 171 | 362 | 120 | 448 | 169 | 381 | 167 | 381 | 167 | 349 | 161 | 349 | 161 | 312 | 160 | 312 | 160 |
| 7 | | 404 | 102 | 518 | 518 | 1280 | 171 | 373 | 121 | 465 | 169 | 391 | 168 | 391 | 168 | 358 | 160 | 358 | 160 | 320 | 160 | 320 | 160 | |
| 8 | | 415 | 103 | 528 | 528 | 1350 | 171 | 384 | 123 | 482 | 169 | 401 | 168 | 401 | 168 | 366 | 160 | 366 | 160 | 328 | 160 | 328 | 160 | |
| 9 | | 427 | 105 | 539 | 539 | 1420 | 171 | 395 | 125 | 500 | 169 | 411 | 168 | 411 | 168 | 374 | 159 | 374 | 159 | 334 | 158 | 334 | 158 | |
| 10 | | 438 | 106 | 551 | 551 | 1490 | 171 | 406 | 126 | 517 | 169 | 421 | 168 | 421 | 168 | 382 | 161 | 382 | 161 | 344 | 158 | 344 | 158 | |
| 11 | | 450 | 108 | 560 | 560 | 1560 | 171 | 416 | 128 | 534 | 169 | 431 | 168 | 431 | 168 | 391 | 160 | 391 | 160 | 350 | 158 | 350 | 158 | |
| 12 | | 462 | 110 | 570 | 570 | 1630 | 171 | 427 | 130 | 551 | 169 | 441 | 169 | 441 | 169 | 400 | 160 | 400 | 160 | 358 | 158 | 358 | 158 | |
| 13 | | 474 | 111 | 579 | 579 | 1700 | 171 | 438 | 132 | 568 | 170 | 451 | 169 | 451 | 169 | 409 | 160 | 409 | 160 | 366 | 158 | 366 | 158 | |
| 14 | | 486 | 113 | 588 | 588 | 1770 | 171 | 449 | 135 | 585 | 170 | 461 | 169 | 461 | 169 | 418 | 160 | 418 | 160 | 374 | 158 | 374 | 158 | |
| 15 | | 498 | 115 | 600 | 600 | 1840 | 171 | 460 | 138 | 602 | 170 | 472 | 168 | 472 | 168 | 427 | 160 | 427 | 160 | 382 | 158 | 382 | 158 | |
| 108.2 | | 4 | 389 | 104 | 497 | 171 | 374 | 114 | 458 | 171 | 358 | 125 | 419 | 170 | 340 | 137 | 383 | 171 | 373 | 169 | 333 | 159 | 333 | 159 |
| | | 5 | 401 | 106 | 506 | 171 | 385 | 116 | 467 | 170 | 368 | 127 | 427 | 169 | 351 | 138 | 391 | 170 | 381 | 168 | 343 | 161 | 343 | 161 |
| | | 6 | 412 | 107 | 516 | 170 | 396 | 117 | 475 | 170 | 379 | 128 | 436 | 171 | 361 | 140 | 398 | 169 | 389 | 167 | 350 | 159 | 350 | 159 |
| | 7 | 423 | 109 | 525 | 170 | 407 | 119 | 484 | 169 | 390 | 130 | 447 | 170 | 372 | 142 | 410 | 171 | 398 | 169 | 357 | 158 | 357 | 158 | |
| | 8 | 435 | 111 | 535 | 169 | 419 | 121 | 493 | 171 | 401 | 132 | 456 | 169 | 383 | 144 | 417 | 170 | 407 | 168 | 367 | 160 | 367 | 160 | |
| | 9 | 447 | 112 | 544 | 168 | 430 | 122 | 506 | 171 | 413 | 133 | 463 | 168 | 394 | 145 | 425 | 169 | 415 | 167 | 374 | 158 | 374 | 158 | |
| | 10 | 459 | 114 | 559 | 171 | 442 | 124 | 515 | 170 | 424 | 135 | 476 | 171 | 426 | 169 | 426 | 169 | 384 | 160 | 384 | 160 | 345 | 160 | |
| | 11 | 471 | 115 | 567 | 170 | 454 | 126 | 523 | 169 | 435 | 137 | 484 | 170 | 436 | 168 | 436 | 168 | 391 | 159 | 391 | 159 | 351 | 158 | |
| | 12 | 483 | 117 | 576 | 170 | 466 | 128 | 536 | 171 | 447 | 139 | 492 | 169 | 441 | 169 | 441 | 169 | 402 | 161 | 402 | 161 | 361 | 160 | |
| | 13 | 495 | 119 | 585 | 169 | 478 | 129 | 545 | 170 | 459 | 141 | 504 | 171 | 452 | 168 | 452 | 168 | 408 | 159 | 408 | 159 | 367 | 158 | |
| | 14 | 508 | 121 | 595 | 168 | 490 | 131 | 553 | 169 | 471 | 143 | 512 | 170 | 462 | 168 | 462 | 168 | 419 | 161 | 419 | 161 | 377 | 158 | |
| | 15 | 520 | 123 | 608 | 171 | 502 | 133 | 562 | 168 | 483 | 145 | 520 | 169 | 462 | 168 | 462 | 168 | 428 | 160 | 428 | 160 | 386 | 158 | |
| | 117.2 | 4 | 420 | 110 | 535 | 174 | 404 | 120 | 592 | 163 | 387 | 131 | 465 | 167 | 369 | 144 | 424 | 166 | 416 | 167 | 365 | 168 | 365 | 168 |
| | | 5 | 432 | 111 | 547 | 175 | 416 | 122 | 604 | 164 | 399 | 133 | 477 | 168 | 380 | 145 | 434 | 167 | 426 | 167 | 383 | 167 | 383 | 167 |
| | | 6 | 445 | 113 | 559 | 176 | 428 | 123 | 616 | 165 | 411 | 135 | 488 | 167 | 392 | 147 | 445 | 168 | 436 | 167 | 401 | 166 | 401 | 166 |
| 7 | | 457 | 114 | 571 | 177 | 440 | 125 | 628 | 166 | 422 | 136 | 499 | 166 | 403 | 149 | 453 | 167 | 445 | 167 | 413 | 166 | 413 | 166 | |
| 8 | | 470 | 116 | 586 | 180 | 453 | 127 | 640 | 167 | 435 | 138 | 510 | 166 | 415 | 151 | 462 | 165 | 453 | 165 | 421 | 166 | 421 | 166 | |
| 9 | | 482 | 118 | 598 | 181 | 465 | 128 | 652 | 168 | 447 | 140 | 516 | 166 | 427 | 152 | 474 | 166 | 466 | 167 | 431 | 167 | 431 | 167 | |
| 10 | | 495 | 119 | 611 | 182 | 478 | 130 | 664 | 169 | 459 | 142 | 527 | 167 | 439 | 154 | 483 | 166 | 474 | 167 | 441 | 167 | 441 | 167 | |
| 11 | | 508 | 121 | 623 | 183 | 491 | 132 | 676 | 170 | 472 | 143 | 539 | 168 | 451 | 156 | 494 | 167 | 485 | 167 | 451 | 167 | 451 | 167 | |
| 12 | | 522 | 122 | 638 | 185 | 504 | 133 | 688 | 171 | 484 | 145 | 548 | 168 | 464 | 158 | 504 | 167 | 495 | 167 | 458 | 166 | 458 | 166 | |
| 13 | | 535 | 124 | 651 | 186 | 517 | 135 | 700 | 172 | 497 | 147 | 556 | 168 | 476 | 160 | 515 | 168 | 506 | 168 | 471 | 168 | 471 | 168 | |
| 14 | | 549 | 126 | 663 | 187 | 530 | 137 | 712 | 173 | 510 | 149 | 570 | 168 | 488 | 160 | 523 | 167 | 514 | 167 | 478 | 166 | 478 | 166 | |
| 15 | | 562 | 128 | 674 | 188 | 543 | 139 | 724 | 174 | 523 | 151 | 579 | 168 | 495 | 160 | 531 | 165 | 523 | 165 | 489 | 167 | 489 | 167 | |

Notes:
Cc (cooling capacity) - P (unit power input) - ELWT (evaporator leaving water temperature - Δt 5°C).
Data are referred to 0.0176 m² CW/evaporator fouling factor.
Rated conditions are for compressors running at nominal frequency.
Boost conditions are for compressors running at maximum frequency.
10% glycol is recommended for shaded area conditions.

| ELWT (°C) | Condenser Inlet Air Temperature (°C) | | | | | | | | | | | | | | | | | | | | | | | | | | | | | |
|-----------|--------------------------------------|-------|-------|-------|-------|-------|-------|-------|-------|-------|-------|-------|-------|-------|-------|-------|-------|-------|-------|-------|-------|-------|-------|-------|-------|-------|-------|-------|-----|-----|
| | 20 | | | | 25 | | | | 30 | | | | 35 | | | | 36 | | | | 40 | | | | 45 | | | | | |
| | Rated | Boost | Rated | Boost | Rated | Boost | Rated | Boost | Rated | Boost | Rated | Boost | Rated | Boost | Rated | Boost | Rated | Boost | Rated | Boost | Rated | Boost | Rated | Boost | Rated | Boost | Rated | Boost | | |
| 124.2 | 4 | 457 | 118 | 578 | 203 | 427 | 130 | 534 | 203 | 409 | 142 | 480 | 203 | 389 | 155 | 446 | 201 | 435 | 199 | 435 | 199 | 435 | 192 | 384 | 192 | 353 | 193 | 353 | 193 | |
| | 5 | 444 | 120 | 589 | 203 | 439 | 131 | 545 | 203 | 421 | 144 | 500 | 202 | 401 | 157 | 459 | 204 | 448 | 201 | 448 | 201 | 402 | 190 | 402 | 190 | 361 | 191 | 361 | 191 | |
| | 6 | 469 | 122 | 600 | 202 | 462 | 133 | 555 | 202 | 433 | 145 | 510 | 201 | 413 | 159 | 468 | 203 | 457 | 201 | 457 | 201 | 414 | 192 | 414 | 192 | 372 | 193 | 372 | 193 | |
| | 7 | 482 | 123 | 611 | 201 | 465 | 135 | 566 | 201 | 445 | 147 | 524 | 204 | 425 | 161 | 477 | 202 | 466 | 199 | 466 | 199 | 422 | 191 | 422 | 191 | 380 | 191 | 380 | 191 | |
| | 8 | 496 | 125 | 623 | 200 | 477 | 137 | 580 | 204 | 458 | 149 | 533 | 203 | 439 | 163 | 486 | 200 | 476 | 199 | 476 | 199 | 434 | 193 | 434 | 193 | 391 | 193 | 391 | 193 | |
| | 9 | 509 | 127 | 638 | 200 | 490 | 139 | 591 | 203 | 471 | 151 | 543 | 201 | 450 | 165 | 500 | 203 | 488 | 201 | 488 | 201 | 442 | 191 | 442 | 191 | 399 | 191 | 399 | 191 | |
| | 10 | 522 | 129 | 649 | 203 | 504 | 140 | 601 | 202 | 484 | 153 | 552 | 200 | 462 | 167 | 508 | 201 | 498 | 200 | 498 | 200 | 455 | 194 | 455 | 194 | 410 | 194 | 410 | 194 | |
| | 11 | 536 | 130 | 660 | 202 | 517 | 142 | 611 | 201 | 497 | 155 | 567 | 203 | 475 | 169 | 522 | 204 | 510 | 202 | 510 | 202 | 462 | 192 | 462 | 192 | 417 | 191 | 417 | 191 | |
| | 12 | 550 | 132 | 671 | 201 | 531 | 144 | 626 | 204 | 510 | 157 | 576 | 202 | 498 | 171 | 531 | 203 | 519 | 200 | 519 | 200 | 470 | 190 | 470 | 190 | 423 | 194 | 423 | 194 | |
| | 13 | 564 | 134 | 682 | 200 | 544 | 146 | 637 | 203 | 523 | 159 | 586 | 200 | 510 | 173 | 540 | 201 | 528 | 199 | 528 | 199 | 483 | 192 | 483 | 192 | 436 | 192 | 436 | 192 | |
| | 14 | 578 | 136 | 696 | 203 | 558 | 148 | 647 | 202 | 537 | 161 | 600 | 203 | 514 | 175 | 553 | 204 | 541 | 201 | 541 | 201 | 490 | 191 | 490 | 191 | 445 | 194 | 445 | 194 | |
| | 15 | 592 | 138 | 709 | 203 | 572 | 150 | 659 | 201 | 550 | 163 | 610 | 202 | 527 | 178 | 562 | 202 | 550 | 200 | 550 | 200 | 502 | 193 | 502 | 193 | 455 | 191 | 455 | 191 | |
| | 130.3 | 4 | 465 | 116 | 617 | 194 | 447 | 126 | 554 | 192 | 429 | 138 | 517 | 192 | 409 | 151 | 474 | 195 | 460 | 191 | 460 | 191 | 407 | 178 | 407 | 178 | 365 | 179 | 365 | 179 |
| | | 5 | 478 | 117 | 629 | 194 | 461 | 128 | 580 | 195 | 442 | 140 | 532 | 195 | 422 | 153 | 483 | 193 | 470 | 190 | 470 | 190 | 415 | 177 | 415 | 177 | 372 | 178 | 372 | 178 |
| | | 6 | 492 | 119 | 641 | 193 | 474 | 130 | 592 | 194 | 455 | 142 | 542 | 194 | 435 | 154 | 493 | 192 | 480 | 190 | 480 | 190 | 428 | 179 | 428 | 179 | 384 | 179 | 384 | 179 |
| 7 | | 506 | 120 | 653 | 193 | 488 | 131 | 603 | 193 | 469 | 143 | 553 | 193 | 448 | 156 | 507 | 195 | 493 | 191 | 493 | 191 | 436 | 177 | 436 | 177 | 391 | 179 | 391 | 179 | |
| 8 | | 521 | 122 | 670 | 195 | 502 | 133 | 614 | 192 | 482 | 145 | 568 | 195 | 461 | 158 | 517 | 193 | 503 | 190 | 503 | 190 | 450 | 179 | 450 | 179 | 404 | 179 | 404 | 179 | |
| 9 | | 535 | 124 | 682 | 195 | 516 | 135 | 630 | 195 | 496 | 147 | 578 | 194 | 475 | 160 | 526 | 192 | 512 | 189 | 512 | 189 | 457 | 178 | 457 | 178 | 411 | 178 | 411 | 178 | |
| 10 | | 550 | 125 | 694 | 194 | 531 | 137 | 641 | 194 | 510 | 149 | 589 | 193 | 498 | 162 | 541 | 194 | 527 | 191 | 527 | 191 | 471 | 180 | 471 | 180 | 424 | 179 | 424 | 179 | |
| 11 | | 565 | 127 | 706 | 193 | 545 | 138 | 652 | 193 | 524 | 151 | 604 | 195 | 502 | 164 | 550 | 193 | 536 | 190 | 536 | 190 | 478 | 178 | 478 | 178 | 430 | 177 | 430 | 177 | |
| 12 | | 580 | 129 | 718 | 193 | 560 | 140 | 663 | 192 | 539 | 152 | 614 | 194 | 516 | 166 | 565 | 195 | 551 | 192 | 551 | 192 | 492 | 180 | 492 | 180 | 443 | 179 | 443 | 179 | |
| 13 | | 595 | 131 | 729 | 192 | 575 | 142 | 680 | 195 | 553 | 154 | 624 | 193 | 530 | 168 | 574 | 194 | 560 | 191 | 560 | 191 | 500 | 178 | 500 | 178 | 450 | 177 | 450 | 177 | |
| 14 | | 610 | 133 | 747 | 195 | 590 | 144 | 691 | 194 | 568 | 156 | 640 | 195 | 545 | 170 | 584 | 192 | 568 | 189 | 568 | 189 | 507 | 176 | 507 | 176 | 463 | 179 | 463 | 179 | |
| 15 | | 626 | 134 | 759 | 194 | 605 | 146 | 702 | 193 | 583 | 158 | 650 | 194 | 559 | 172 | 599 | 195 | 583 | 192 | 583 | 192 | 521 | 179 | 521 | 179 | 469 | 177 | 469 | 177 | |
| 144.3 | | 4 | 513 | 129 | 686 | 224 | 484 | 141 | 646 | 236 | 473 | 154 | 692 | 236 | 450 | 166 | 639 | 235 | 620 | 235 | 603 | 236 | 495 | 238 | 495 | 238 | 446 | 241 | 446 | 241 |
| | | 5 | 523 | 131 | 703 | 226 | 506 | 143 | 659 | 236 | 487 | 156 | 705 | 235 | 479 | 170 | 651 | 234 | 641 | 234 | 624 | 235 | 505 | 238 | 505 | 238 | 456 | 240 | 456 | 240 |
| | | 6 | 544 | 133 | 720 | 229 | 524 | 145 | 672 | 235 | 502 | 158 | 712 | 234 | 479 | 172 | 663 | 234 | 655 | 234 | 638 | 235 | 521 | 241 | 521 | 241 | 466 | 238 | 466 | 238 |
| | 7 | 560 | 135 | 737 | 231 | 539 | 147 | 685 | 234 | 517 | 160 | 629 | 233 | 493 | 174 | 678 | 236 | 669 | 236 | 652 | 237 | 531 | 239 | 531 | 239 | 481 | 241 | 481 | 241 | |
| | 8 | 575 | 136 | 755 | 233 | 554 | 149 | 698 | 234 | 532 | 162 | 643 | 233 | 508 | 176 | 689 | 234 | 680 | 235 | 663 | 236 | 542 | 238 | 542 | 238 | 490 | 239 | 490 | 239 | |
| | 9 | 591 | 138 | 774 | 237 | 571 | 151 | 713 | 234 | 547 | 164 | 658 | 236 | 524 | 179 | 702 | 234 | 693 | 236 | 676 | 237 | 558 | 241 | 558 | 241 | 504 | 240 | 504 | 240 | |
| | 10 | 608 | 140 | 788 | 236 | 586 | 153 | 729 | 236 | 563 | 166 | 670 | 234 | 538 | 181 | 613 | 233 | 604 | 234 | 588 | 239 | 568 | 239 | 515 | 240 | 515 | 240 | | | |
| | 11 | 624 | 142 | 802 | 235 | 602 | 155 | 742 | 235 | 578 | 169 | 684 | 234 | 553 | 183 | 628 | 235 | 619 | 236 | 619 | 236 | 583 | 241 | 583 | 241 | 528 | 241 | 528 | 241 | |
| | 12 | 641 | 144 | 815 | 235 | 618 | 157 | 755 | 234 | 594 | 171 | 696 | 233 | 569 | 186 | 641 | 234 | 631 | 235 | 631 | 235 | 593 | 239 | 593 | 239 | 538 | 239 | 538 | 239 | |
| | 13 | 658 | 147 | 829 | 234 | 635 | 159 | 770 | 234 | 610 | 173 | 712 | 235 | 584 | 188 | 652 | 233 | 643 | 234 | 643 | 234 | 605 | 239 | 605 | 239 | 549 | 238 | 549 | 238 | |
| | 14 | 675 | 149 | 843 | 233 | 651 | 162 | 782 | 233 | 626 | 175 | 726 | 235 | 600 | 190 | 689 | 236 | 669 | 237 | 669 | 237 | 620 | 240 | 620 | 240 | 563 | 240 | 563 | 240 | |
| | 15 | 692 | 151 | 859 | 234 | 668 | 164 | 799 | 233 | 643 | 178 | 739 | 234 | 616 | 193 | 690 | 234 | 690 | 234 | 670 | 235 | 630 | 238 | 630 | 238 | 572 | 237 | 572 | 237 | |
| | 153.3 | 4 | 531 | 135 | 711 | 239 | 510 | 148 | 676 | 257 | 489 | 161 | 622 | 257 | 465 | 176 | 567 | 255 | 553 | 252 | 536 | 252 | 498 | 239 | 498 | 239 | 448 | 241 | 448 | 241 |
| | | 5 | 546 | 137 | 731 | 242 | 526 | 149 | 690 | 256 | 504 | 163 | 635 | 256 | 480 | 178 | 579 | 254 | 565 | 251 | 548 | 251 | 509 | 238 | 509 | 238 | 458 | 239 | 458 | 239 |
| | | 6 | 562 | 139 | 750 | 246 | 541 | 151 | 704 | 256 | 519 | 165 | 648 | 255 | 495 | 180 | 591 | 253 | 578 | 251 | 578 | 251 | 524 | 241 | 524 | 241 | 468 | 237 | 468 | 237 |
| 7 | | 578 | 141 | 770 | 245 | 557 | 154 | 718 | 255 | 534 | 167 | 660 | 254 | 510 | 183 | 608 | 257 | 593 | 253 | 593 | 253 | 535 | 239 | 535 | 239 | 483 | 240 | 483 | 240 | |
| 8 | | 594 | 143 | 789 | 253 | 573 | 156 | 732 | 254 | 549 | 170 | 673 | 253 | 525 | 185 | 620 | 255 | 605 | 252 | 605 | 252 | 546 | 238 | 546 | 238 | 492 | 238 | 492 | 238 | |
| 9 | | 611 | 145 | 810 | 257 | 589 | 158 | 746 | 253 | 563 | 172 | 691 | 257 | 540 | 187 | 632 | 254 | 618 | 251 | 618 | 251 | 561 | 241 | 561 | 241 | 507 | 241 | 507 | 241 | |
| 10 | | 628 | 147 | 824 | 257 | 605 | 160 | 764 | 252 | 581 | 174 | 704 | 256 | 555 | 189 | 644 | 252 | 629 | 250 | 629 | 250 | 572 | 239 | 572 | 239 | 517 | 239 | 517 | 239 | |
| 11 | | 644 | 149 | 839 | 256 | 621 | 162 | 778 | 256 | 597 | 176 | 717 | 254 | 571 | 192 | 661 | 256 | 646 | 253 | 646 | 253 | 588 | 242 | 588 | 242 | 532 | 242 | 532 | 242 | |
| 12 | | 662 | 151 | 853 | 255 | 638 | 164 | 791 | 255 | 613 | 179 | 729 | 253 | 587 | 194 | 673 | 254 | 658 | 252 | 658 | 252 | 598 | 240 | 598 | 240 | 542 | 239 | 542 | 239 | |
| 13 | | 679 | 153 | 868 | 255 | 655 | 167 | 805 | 254 | 630 | 181 | 748 | 256 | 603 | 197 | 684 | 253 | 669 | 250 | 669 | 250 | 608 | 238 | 608 | 238 | 551 | 237 | 551 | 237 | |
| 14 | | 695 | 156 | 882 | 254 | 672 | 169 | 818 | 253 | 647 | 184 | 760 | 255 | 619 | 199 | 702 | 256 | 687 | 253 | 687 | 253 | 624 | 241 | 624 | 241 | 566 | 240 | 566 | 240 | |
| 15 | | 714 | 158 | 897 | 253 | 690 | 171 | 838 | 256 | 663 | 186 | 773 | 254 | 636 | 202 | 714 | 254 | 698 | 251 | 698 | 251 | 634 | 239 | 634 | 239 | 575 | 237 | 575 | 237 | |
| 167.3 | | 4 | 595 | 158 | 795 | 255 | 571 | 173 | 695 | 254 | 546 | 189 | 640 | 257 | 519 | 206 | 679 | 254 | 655 | 251 | 655 | 251 | 508 | 240 | 508 | 240 | 453 | 240 | 453 | 240 |
| | | 5 | 612 | 160 | 770 | 255 | 588 | 175 | 708 | 253 | 562 | 191 | 653 | 256 | 535 | 209 | 697 | 257 | 581 | 253 | 581 | 253 | 518 | 238 | 518 | 238 | 463 | 238 | 463 | 238 |
| | | 6 | 629 | 162 | 784 | 254 | 605 | | | | | | | | | | | | | | | | | | | | | | | |

Heating Mode - McEnergy HPI "Extension" SE-ST

| CLWT (°C) | Evaporator Inlet Air Temperature (°C) | | | | | | | | | | | | | | | | | | | | |
|-----------|---------------------------------------|-------|---------|---------|--------------|-------|---------|---------|------------|-------|---------|---------|------------|-------|---------|---------|-------------|-------|---------|---------|-----|
| | -10 (RH 100%) | | | | -5 (RH 100%) | | | | 0 (RH 85%) | | | | 7 (RH 85%) | | | | 12 (RH 85%) | | | | |
| | Rated | Boost | Hc (kW) | Pi (kW) | Rated | Boost | Hc (kW) | Pi (kW) | Rated | Boost | Hc (kW) | Pi (kW) | Rated | Boost | Hc (kW) | Pi (kW) | Rated | Boost | Hc (kW) | Pi (kW) | |
| 072.2 | 35 | 230 | 107 | 230 | 107 | 247 | 96.0 | 288 | 108 | 261 | 87.4 | 311 | 112 | 274 | 75.9 | 381 | 119 | 317 | 79.3 | 439 | 126 |
| | 36 | 231 | 109 | 231 | 109 | 247 | 97.9 | 289 | 111 | 261 | 89.0 | 311 | 114 | 274 | 77.2 | 381 | 121 | 317 | 80.7 | 439 | 128 |
| | 37 | 231 | 111 | 231 | 111 | 247 | 100 | 289 | 113 | 261 | 90.6 | 311 | 116 | 273 | 78.6 | 381 | 123 | 316 | 82.0 | 439 | 130 |
| | 38 | 231 | 113 | 231 | 113 | 247 | 102 | 290 | 115 | 260 | 92.2 | 311 | 118 | 273 | 80.0 | 381 | 126 | 316 | 83.5 | 439 | 133 |
| | 39 | 232 | 115 | 232 | 115 | 247 | 104 | 290 | 117 | 260 | 93.9 | 312 | 120 | 272 | 81.4 | 381 | 128 | 315 | 84.9 | 435 | 133 |
| | 40 | 232 | 117 | 232 | 117 | 247 | 106 | 290 | 120 | 260 | 95.6 | 312 | 123 | 272 | 82.8 | 381 | 130 | 315 | 86.3 | 431 | 134 |
| | 41 | 232 | 120 | 232 | 120 | 247 | 108 | 291 | 122 | 260 | 97.3 | 313 | 125 | 272 | 84.3 | 381 | 133 | 314 | 87.8 | 428 | 134 |
| | 42 | 233 | 122 | 233 | 122 | 248 | 110 | 291 | 124 | 260 | 99.1 | 313 | 128 | 271 | 85.8 | 378 | 133 | 313 | 89.3 | 419 | 133 |
| | 43 | 233 | 125 | 233 | 125 | 248 | 112 | 292 | 127 | 260 | 101 | 313 | 130 | 271 | 87.3 | 374 | 134 | 313 | 90.9 | 415 | 133 |
| | 44 | 234 | 127 | 234 | 127 | 248 | 114 | 292 | 130 | 260 | 103 | 314 | 133 | 270 | 88.8 | 367 | 132 | 312 | 92.4 | 411 | 133 |
| 079.2 | 35 | 253 | 116 | 253 | 116 | 271 | 105 | 296 | 119 | 287 | 95.9 | 342 | 123 | 302 | 83.2 | 407 | 126 | 349 | 87.1 | 451 | 130 |
| | 36 | 253 | 118 | 253 | 118 | 272 | 107 | 296 | 121 | 287 | 97.6 | 339 | 123 | 301 | 84.7 | 405 | 127 | 348 | 88.6 | 447 | 130 |
| | 37 | 254 | 121 | 254 | 121 | 272 | 109 | 296 | 123 | 287 | 99.4 | 338 | 125 | 301 | 86.2 | 403 | 129 | 348 | 90.1 | 444 | 131 |
| | 38 | 254 | 123 | 254 | 123 | 272 | 112 | 294 | 124 | 287 | 101 | 335 | 125 | 300 | 87.8 | 401 | 130 | 347 | 91.7 | 441 | 133 |
| | 39 | 254 | 124 | 254 | 124 | 272 | 114 | 291 | 125 | 287 | 103 | 333 | 127 | 300 | 89.3 | 397 | 130 | 346 | 93.3 | 437 | 133 |
| | 40 | 251 | 125 | 251 | 125 | 272 | 116 | 290 | 127 | 286 | 105 | 332 | 128 | 299 | 90.9 | 395 | 132 | 346 | 94.9 | 432 | 133 |
| | 41 | 248 | 126 | 248 | 126 | 273 | 118 | 287 | 127 | 286 | 107 | 328 | 129 | 299 | 92.6 | 392 | 133 | 345 | 96.6 | 428 | 134 |
| | 42 | 247 | 128 | 247 | 128 | 273 | 121 | 286 | 129 | 286 | 109 | 327 | 131 | 298 | 94.2 | 388 | 133 | 345 | 98.2 | 421 | 133 |
| | 43 | 246 | 129 | 246 | 129 | 271 | 122 | 284 | 130 | 286 | 111 | 323 | 131 | 298 | 95.9 | 384 | 134 | 344 | 100 | 416 | 133 |
| | 44 | 244 | 130 | 244 | 130 | 270 | 124 | 281 | 131 | 286 | 113 | 322 | 133 | 297 | 97.6 | 378 | 133 | 343 | 102 | 411 | 134 |
| 083.2 | 35 | 242 | 132 | 242 | 132 | 268 | 125 | 280 | 133 | 286 | 115 | 318 | 133 | 297 | 99.3 | 372 | 133 | 342 | 103 | 404 | 133 |
| | 36 | 240 | 132 | 240 | 132 | 266 | 126 | 277 | 133 | 286 | 118 | 313 | 133 | 296 | 101 | 367 | 133 | 342 | 105 | 399 | 133 |
| | 37 | 237 | 133 | 237 | 133 | 263 | 127 | 273 | 133 | 285 | 120 | 308 | 133 | 295 | 103 | 363 | 133 | 341 | 107 | 392 | 132 |
| | 38 | 235 | 134 | 235 | 134 | 262 | 128 | 268 | 133 | 285 | 122 | 305 | 133 | 295 | 105 | 358 | 134 | 340 | 109 | 387 | 132 |
| | 39 | 231 | 133 | 231 | 133 | 260 | 130 | 265 | 133 | 283 | 123 | 300 | 133 | 295 | 107 | 352 | 133 | 340 | 111 | 381 | 132 |
| | 40 | 226 | 133 | 226 | 133 | 256 | 130 | 262 | 134 | 279 | 124 | 286 | 133 | 294 | 108 | 347 | 133 | 339 | 113 | 376 | 133 |
| | 41 | 275 | 123 | 275 | 123 | 296 | 113 | 323 | 127 | 314 | 103 | 374 | 132 | 329 | 89 | 438 | 132 | 381 | 94 | 481 | 133 |
| | 42 | 276 | 126 | 276 | 126 | 297 | 115 | 323 | 130 | 314 | 105 | 371 | 133 | 329 | 91 | 434 | 133 | 380 | 95 | 486 | 134 |
| | 43 | 277 | 129 | 277 | 129 | 297 | 117 | 324 | 133 | 313 | 107 | 367 | 133 | 328 | 93 | 429 | 133 | 380 | 97 | 476 | 133 |
| | 44 | 276 | 132 | 276 | 132 | 297 | 120 | 321 | 134 | 313 | 109 | 361 | 132 | 328 | 94 | 425 | 134 | 379 | 99 | 471 | 133 |

Notes:
 Hc (heating capacity) - Pi (unit power input) - CLWT (condenser leaving water temperature - Δt 5°C)
 Data are referred to 0.0716 m² °C/kW evaporator fouling factor
 Rated conditions are for compressors running at nominal frequency
 Boost conditions are for compressors running at maximum frequency
 Refer to Operating limit chapter for Integrated Heating Capacity

| CLWT (°C) | Evaporator Inlet Air Temperature (°C) | | | | | | | | | | | | | | | | | | | |
|-----------|---------------------------------------|---------|---------|---------|--------------|---------|---------|---------|------------|---------|---------|---------|------------|---------|---------|---------|-------------|---------|---------|---------|
| | -10 (RH 100%) | | | | -5 (RH 100%) | | | | 0 (RH 85%) | | | | 7 (RH 85%) | | | | 12 (RH 85%) | | | |
| | Rated | | Boost | | Rated | | Boost | | Rated | | Boost | | Rated | | Boost | | Rated | | Boost | |
| | Hc (kW) | Pl (kW) | Hc (kW) | Pl (kW) | Hc (kW) | Pl (kW) | Hc (kW) | Pl (kW) | Hc (kW) | Pl (kW) | Hc (kW) | Pl (kW) | Hc (kW) | Pl (kW) | Hc (kW) | Pl (kW) | Hc (kW) | Pl (kW) | Hc (kW) | Pl (kW) |
| 093.2 | 35 | 278 | 134 | 278 | 137 | 299 | 122 | 326 | 137 | 317 | 111 | 378 | 141 | 332 | 97.8 | 147 | 384 | 102 | 486 | 151 |
| | 36 | 278 | 137 | 278 | 140 | 299 | 125 | 326 | 140 | 317 | 114 | 374 | 144 | 332 | 100 | 148 | 384 | 104 | 481 | 153 |
| | 37 | 279 | 140 | 279 | 143 | 300 | 127 | 327 | 143 | 317 | 116 | 371 | 146 | 332 | 101 | 150 | 384 | 106 | 482 | 154 |
| | 38 | 280 | 143 | 280 | 146 | 300 | 130 | 324 | 146 | 316 | 118 | 365 | 148 | 332 | 103 | 152 | 384 | 107 | 481 | 156 |
| | 39 | 277 | 146 | 277 | 148 | 300 | 133 | 318 | 148 | 316 | 120 | 361 | 150 | 332 | 105 | 153 | 384 | 109 | 479 | 157 |
| | 40 | 275 | 147 | 275 | 147 | 300 | 136 | 316 | 150 | 316 | 123 | 365 | 152 | 332 | 107 | 156 | 384 | 111 | 475 | 157 |
| | 41 | 271 | 150 | 271 | 150 | 300 | 138 | 311 | 151 | 316 | 125 | 354 | 153 | 333 | 109 | 157 | 384 | 113 | 471 | 156 |
| | 42 | 270 | 151 | 270 | 151 | 301 | 141 | 311 | 154 | 313 | 128 | 354 | 156 | 333 | 111 | 157 | 384 | 115 | 468 | 157 |
| | 43 | 270 | 153 | 270 | 153 | 301 | 144 | 310 | 155 | 313 | 130 | 352 | 157 | 333 | 113 | 158 | 384 | 117 | 465 | 158 |
| | 44 | 269 | 155 | 269 | 155 | 296 | 146 | 310 | 157 | 314 | 133 | 349 | 157 | 333 | 115 | 159 | 383 | 119 | 458 | 156 |
| 096.2 | 45 | 269 | 157 | 269 | 157 | 296 | 148 | 307 | 157 | 315 | 136 | 346 | 157 | 333 | 117 | 160 | 383 | 122 | 455 | 157 |
| | 46 | 267 | 157 | 267 | 157 | 296 | 150 | 304 | 157 | 315 | 138 | 342 | 157 | 333 | 119 | 160 | 383 | 124 | 451 | 157 |
| | 47 | 264 | 157 | 264 | 157 | 294 | 151 | 301 | 157 | 316 | 141 | 340 | 157 | 332 | 121 | 160 | 383 | 126 | 446 | 157 |
| | 48 | 262 | 158 | 262 | 158 | 293 | 153 | 297 | 157 | 317 | 144 | 335 | 156 | 332 | 123 | 160 | 383 | 128 | 442 | 157 |
| | 49 | 257 | 156 | 257 | 156 | 293 | 155 | 295 | 158 | 317 | 146 | 332 | 157 | 332 | 126 | 160 | 382 | 130 | 437 | 158 |
| | 50 | 255 | 157 | 255 | 157 | 290 | 156 | 291 | 157 | 316 | 148 | 329 | 158 | 332 | 128 | 160 | 382 | 133 | 431 | 157 |
| | 35 | 281 | 142 | 281 | 142 | 302 | 130 | 329 | 146 | 319 | 118 | 381 | 150 | 347 | 105 | 163 | 401 | 110 | 508 | 165 |
| | 36 | 281 | 146 | 281 | 146 | 302 | 132 | 329 | 149 | 320 | 120 | 378 | 153 | 347 | 105 | 163 | 401 | 110 | 510 | 169 |
| | 37 | 282 | 149 | 282 | 149 | 300 | 135 | 330 | 152 | 321 | 123 | 375 | 156 | 347 | 107 | 163 | 401 | 112 | 512 | 172 |
| | 38 | 280 | 152 | 280 | 152 | 302 | 138 | 327 | 156 | 322 | 125 | 371 | 160 | 347 | 109 | 163 | 401 | 114 | 514 | 175 |
| 39 | 283 | 155 | 283 | 155 | 303 | 141 | 326 | 159 | 323 | 128 | 373 | 163 | 348 | 111 | 163 | 401 | 116 | 513 | 177 | |
| 40 | 285 | 159 | 285 | 159 | 305 | 144 | 328 | 163 | 324 | 130 | 375 | 167 | 348 | 113 | 163 | 401 | 118 | 512 | 178 | |
| 41 | 287 | 162 | 287 | 162 | 307 | 147 | 331 | 166 | 325 | 133 | 378 | 170 | 348 | 116 | 163 | 401 | 120 | 507 | 177 | |
| 42 | 289 | 166 | 289 | 166 | 308 | 150 | 333 | 170 | 326 | 136 | 380 | 174 | 348 | 118 | 163 | 401 | 122 | 505 | 178 | |
| 43 | 291 | 170 | 291 | 170 | 310 | 153 | 335 | 173 | 327 | 139 | 382 | 178 | 348 | 120 | 163 | 401 | 125 | 503 | 179 | |
| 44 | 293 | 173 | 293 | 173 | 311 | 157 | 337 | 177 | 328 | 141 | 378 | 177 | 349 | 122 | 163 | 401 | 127 | 497 | 177 | |
| 45 | 295 | 177 | 295 | 177 | 313 | 160 | 336 | 178 | 329 | 144 | 377 | 178 | 349 | 124 | 163 | 401 | 129 | 494 | 178 | |
| 46 | 294 | 178 | 294 | 178 | 314 | 163 | 332 | 177 | 330 | 147 | 373 | 177 | 349 | 127 | 163 | 401 | 131 | 492 | 179 | |
| 47 | 290 | 177 | 290 | 177 | 316 | 167 | 331 | 178 | 331 | 150 | 371 | 178 | 349 | 129 | 163 | 401 | 134 | 485 | 177 | |
| 48 | 289 | 178 | 289 | 178 | 317 | 170 | 326 | 177 | 332 | 153 | 366 | 176 | 349 | 131 | 163 | 401 | 136 | 481 | 178 | |
| 49 | 284 | 177 | 284 | 177 | 318 | 174 | 324 | 178 | 333 | 156 | 364 | 177 | 349 | 134 | 163 | 401 | 139 | 477 | 178 | |
| 50 | 282 | 178 | 282 | 178 | 320 | 177 | 320 | 177 | 334 | 159 | 361 | 178 | 349 | 136 | 163 | 401 | 141 | 469 | 176 | |
| 103.2 | 35 | 302 | 152 | 302 | 152 | 326 | 138 | 351 | 155 | 351 | 126 | 404 | 160 | 379 | 110 | 486 | 438 | 115 | 552 | 169 |
| | 36 | 304 | 155 | 304 | 155 | 329 | 141 | 353 | 159 | 352 | 128 | 406 | 163 | 379 | 112 | 486 | 438 | 117 | 551 | 171 |
| | 37 | 306 | 159 | 306 | 159 | 331 | 144 | 355 | 162 | 353 | 131 | 406 | 165 | 379 | 114 | 484 | 438 | 119 | 551 | 173 |
| | 38 | 309 | 162 | 309 | 162 | 332 | 147 | 357 | 166 | 354 | 133 | 407 | 168 | 379 | 116 | 484 | 438 | 121 | 547 | 174 |
| | 39 | 311 | 166 | 311 | 166 | 334 | 150 | 356 | 167 | 355 | 136 | 405 | 169 | 379 | 118 | 481 | 438 | 123 | 546 | 176 |
| | 40 | 311 | 168 | 311 | 168 | 335 | 154 | 356 | 170 | 356 | 139 | 405 | 171 | 379 | 121 | 481 | 438 | 125 | 545 | 178 |
| | 41 | 310 | 169 | 310 | 169 | 336 | 157 | 355 | 171 | 356 | 142 | 403 | 173 | 379 | 123 | 480 | 437 | 128 | 538 | 177 |
| | 42 | 308 | 170 | 308 | 170 | 338 | 160 | 355 | 173 | 357 | 145 | 403 | 175 | 379 | 125 | 477 | 437 | 130 | 535 | 178 |
| | 43 | 308 | 173 | 308 | 173 | 339 | 163 | 353 | 174 | 358 | 147 | 401 | 176 | 379 | 127 | 473 | 437 | 132 | 530 | 177 |
| | 44 | 307 | 174 | 307 | 174 | 341 | 167 | 353 | 177 | 359 | 150 | 399 | 177 | 379 | 130 | 470 | 437 | 135 | 526 | 178 |
| 45 | 306 | 176 | 306 | 176 | 349 | 168 | 349 | 177 | 360 | 153 | 397 | 178 | 379 | 132 | 466 | 437 | 137 | 520 | 178 | |
| 46 | 305 | 178 | 305 | 178 | 347 | 170 | 347 | 178 | 360 | 157 | 391 | 177 | 379 | 134 | 460 | 437 | 139 | 513 | 177 | |
| 47 | 301 | 177 | 301 | 177 | 343 | 171 | 343 | 178 | 361 | 160 | 388 | 178 | 379 | 137 | 455 | 436 | 142 | 509 | 177 | |
| 48 | 298 | 177 | 298 | 177 | 334 | 173 | 339 | 177 | 362 | 163 | 384 | 178 | 379 | 139 | 451 | 436 | 144 | 502 | 177 | |
| 49 | 296 | 178 | 296 | 178 | 333 | 175 | 335 | 177 | 362 | 166 | 378 | 177 | 379 | 142 | 446 | 436 | 147 | 498 | 177 | |
| 50 | 290 | 177 | 290 | 177 | 331 | 177 | 331 | 177 | 361 | 168 | 374 | 177 | 379 | 145 | 439 | 436 | 150 | 493 | 178 | |

Notes:
Hc (heating capacity) - Pl (unit power input) - CLWT (condenser leaving water temperature - Δt 5°C)
Data are referred to 0.0776 m² /CtAW evaporator fouling factor
Rated conditions are for compressors running at nominal frequency
Boost conditions are for compressors running at maximum frequency
Refer to Operating limit chapter for Integrated Heating Capacity

| CLWT (°C) | Evaporator Inlet Air Temperature (°C) | | | | | | | | | | | | | | | | | | | | |
|-----------|---------------------------------------|---------|---------|---------|--------------|---------|---------|---------|------------|---------|---------|---------|------------|---------|---------|---------|-------------|---------|---------|---------|---------|
| | -10 (RH 100%) | | | | -5 (RH 100%) | | | | 0 (RH 85%) | | | | 7 (RH 85%) | | | | 12 (RH 85%) | | | | |
| | Rated | Boost | | Rated | Boost | | Rated | Boost | | Rated | Boost | | Rated | Boost | | Rated | Boost | | Rated | Boost | |
| Hc (kW) | PI (kW) | Hc (kW) | PI (kW) | Hc (kW) | PI (kW) | Hc (kW) | PI (kW) | Hc (kW) | PI (kW) | Hc (kW) | PI (kW) | Hc (kW) | PI (kW) | Hc (kW) | PI (kW) | Hc (kW) | PI (kW) | Hc (kW) | PI (kW) | Hc (kW) | PI (kW) |
| 109.2 | 35 | 332 | 162 | 332 | 162 | 359 | 148 | 387 | 167 | 384 | 135 | 445 | 171 | 411 | 117 | 534 | 177 | 475 | 123 | 598 | 177 |
| | 36 | 334 | 166 | 334 | 166 | 361 | 151 | 389 | 170 | 385 | 137 | 447 | 175 | 411 | 120 | 532 | 178 | 475 | 125 | 592 | 178 |
| | 37 | 336 | 170 | 336 | 170 | 362 | 154 | 390 | 174 | 385 | 140 | 446 | 177 | 411 | 122 | 526 | 177 | 475 | 127 | 592 | 178 |
| | 38 | 338 | 173 | 338 | 173 | 363 | 158 | 392 | 178 | 386 | 143 | 444 | 178 | 411 | 124 | 523 | 178 | 474 | 129 | 583 | 177 |
| | 39 | 339 | 177 | 339 | 177 | 364 | 161 | 393 | 181 | 387 | 146 | 438 | 177 | 411 | 126 | 515 | 177 | 474 | 132 | 574 | 178 |
| | 40 | 338 | 179 | 338 | 179 | 366 | 164 | 394 | 184 | 388 | 149 | 436 | 178 | 411 | 128 | 512 | 177 | 474 | 134 | 574 | 178 |
| | 41 | 333 | 178 | 333 | 178 | 367 | 168 | 390 | 177 | 388 | 152 | 430 | 177 | 410 | 131 | 508 | 178 | 474 | 136 | 560 | 176 |
| | 42 | 328 | 176 | 328 | 176 | 368 | 171 | 378 | 178 | 388 | 155 | 427 | 176 | 410 | 134 | 500 | 177 | 473 | 139 | 560 | 177 |
| | 43 | 326 | 178 | 326 | 178 | 369 | 175 | 372 | 177 | 389 | 158 | 420 | 177 | 410 | 136 | 486 | 177 | 473 | 141 | 554 | 177 |
| | 44 | 321 | 176 | 321 | 176 | 371 | 179 | 371 | 179 | 390 | 161 | 417 | 178 | 410 | 139 | 482 | 178 | 472 | 144 | 549 | 178 |
| 45 | 319 | 177 | 319 | 177 | 364 | 177 | 364 | 177 | 390 | 164 | 414 | 179 | 410 | 141 | 487 | 179 | 472 | 147 | 544 | 178 | |
| 46 | 316 | 178 | 316 | 178 | 361 | 178 | 361 | 178 | 391 | 167 | 406 | 178 | 409 | 144 | 478 | 177 | 472 | 149 | 532 | 176 | |
| 47 | 310 | 177 | 310 | 177 | 354 | 176 | 354 | 176 | 391 | 171 | 403 | 178 | 409 | 146 | 473 | 177 | 471 | 152 | 526 | 176 | |
| 48 | 308 | 178 | 308 | 178 | 351 | 177 | 351 | 177 | 392 | 174 | 399 | 179 | 409 | 149 | 468 | 178 | 471 | 154 | 520 | 177 | |
| 49 | 305 | 179 | 305 | 179 | 347 | 178 | 347 | 178 | 392 | 178 | 392 | 178 | 409 | 152 | 463 | 178 | 470 | 157 | 514 | 177 | |
| 50 | 298 | 177 | 298 | 177 | 344 | 179 | 344 | 179 | 388 | 178 | 388 | 178 | 408 | 154 | 452 | 176 | 470 | 160 | 507 | 177 | |
| 117.2 | 35 | 370 | 179 | 370 | 179 | 390 | 162 | 410 | 182 | 399 | 147 | 457 | 186 | 439 | 121 | 543 | 194 | 513 | 126 | 621 | 196 |
| | 36 | 371 | 183 | 371 | 183 | 381 | 165 | 412 | 186 | 400 | 150 | 459 | 190 | 440 | 123 | 544 | 196 | 513 | 128 | 620 | 196 |
| | 37 | 372 | 187 | 372 | 187 | 383 | 169 | 413 | 190 | 401 | 153 | 462 | 195 | 440 | 126 | 543 | 197 | 513 | 131 | 617 | 196 |
| | 38 | 373 | 191 | 373 | 191 | 384 | 173 | 415 | 195 | 403 | 156 | 461 | 196 | 441 | 128 | 540 | 196 | 514 | 133 | 615 | 196 |
| | 39 | 375 | 195 | 375 | 195 | 386 | 176 | 414 | 196 | 404 | 159 | 458 | 197 | 441 | 130 | 538 | 197 | 514 | 135 | 613 | 198 |
| | 40 | 372 | 197 | 372 | 197 | 387 | 180 | 410 | 196 | 405 | 162 | 455 | 197 | 441 | 132 | 536 | 197 | 514 | 138 | 608 | 196 |
| | 41 | 368 | 197 | 368 | 197 | 388 | 184 | 406 | 197 | 407 | 166 | 450 | 196 | 442 | 135 | 533 | 197 | 514 | 140 | 605 | 197 |
| | 42 | 364 | 197 | 364 | 197 | 390 | 187 | 402 | 196 | 408 | 169 | 449 | 197 | 442 | 137 | 529 | 197 | 514 | 143 | 600 | 197 |
| | 43 | 359 | 197 | 359 | 197 | 391 | 191 | 398 | 196 | 410 | 173 | 443 | 196 | 442 | 140 | 526 | 196 | 514 | 145 | 594 | 196 |
| | 44 | 355 | 197 | 355 | 197 | 391 | 194 | 394 | 196 | 411 | 176 | 441 | 197 | 442 | 142 | 521 | 196 | 514 | 148 | 591 | 197 |
| 45 | 350 | 196 | 350 | 196 | 391 | 197 | 391 | 197 | 412 | 180 | 435 | 195 | 443 | 145 | 516 | 196 | 513 | 150 | 584 | 196 | |
| 46 | 345 | 196 | 345 | 196 | 386 | 196 | 386 | 196 | 413 | 183 | 433 | 196 | 443 | 147 | 513 | 196 | 513 | 153 | 579 | 197 | |
| 47 | 342 | 197 | 342 | 197 | 381 | 196 | 381 | 196 | 415 | 187 | 430 | 197 | 443 | 150 | 510 | 197 | 513 | 155 | 574 | 197 | |
| 48 | 337 | 197 | 337 | 197 | 378 | 197 | 378 | 197 | 416 | 190 | 423 | 195 | 443 | 153 | 501 | 195 | 513 | 158 | 569 | 198 | |
| 49 | 332 | 196 | 332 | 196 | 373 | 196 | 373 | 196 | 417 | 194 | 420 | 196 | 443 | 155 | 497 | 196 | 513 | 161 | 560 | 196 | |
| 50 | 326 | 196 | 326 | 196 | 368 | 196 | 368 | 196 | 416 | 197 | 416 | 197 | 443 | 158 | 493 | 196 | 512 | 164 | 551 | 195 | |
| 124.2 | 35 | 388 | 191 | 388 | 191 | 396 | 172 | 428 | 194 | 414 | 156 | 473 | 198 | 457 | 137 | 589 | 206 | 534 | 143 | 641 | 212 |
| | 36 | 389 | 195 | 389 | 195 | 398 | 176 | 429 | 198 | 415 | 159 | 476 | 203 | 458 | 140 | 583 | 210 | 535 | 146 | 639 | 211 |
| | 37 | 390 | 199 | 390 | 199 | 399 | 180 | 432 | 203 | 417 | 162 | 479 | 207 | 459 | 142 | 583 | 211 | 535 | 149 | 640 | 211 |
| | 38 | 392 | 204 | 392 | 204 | 401 | 184 | 434 | 207 | 419 | 166 | 482 | 212 | 459 | 145 | 580 | 211 | 535 | 151 | 637 | 211 |
| | 39 | 393 | 208 | 393 | 208 | 403 | 187 | 436 | 212 | 420 | 169 | 481 | 213 | 460 | 148 | 581 | 213 | 536 | 154 | 637 | 213 |
| | 40 | 395 | 213 | 395 | 213 | 404 | 191 | 430 | 210 | 422 | 173 | 476 | 212 | 461 | 150 | 557 | 212 | 536 | 157 | 633 | 211 |
| | 41 | 388 | 211 | 388 | 211 | 406 | 195 | 428 | 212 | 424 | 176 | 472 | 211 | 461 | 153 | 554 | 211 | 536 | 160 | 632 | 213 |
| | 42 | 386 | 213 | 386 | 213 | 408 | 200 | 423 | 211 | 425 | 180 | 470 | 212 | 462 | 156 | 553 | 212 | 537 | 163 | 626 | 211 |
| | 43 | 380 | 211 | 380 | 211 | 410 | 204 | 421 | 212 | 427 | 183 | 465 | 211 | 462 | 159 | 548 | 211 | 537 | 166 | 624 | 212 |
| | 44 | 377 | 213 | 377 | 213 | 411 | 208 | 415 | 210 | 429 | 187 | 464 | 212 | 463 | 162 | 547 | 212 | 537 | 169 | 621 | 213 |
| 45 | 370 | 211 | 370 | 211 | 413 | 212 | 413 | 212 | 430 | 191 | 458 | 211 | 463 | 165 | 541 | 210 | 537 | 172 | 613 | 211 | |
| 46 | 367 | 212 | 367 | 212 | 407 | 211 | 407 | 211 | 432 | 195 | 456 | 212 | 464 | 168 | 539 | 212 | 537 | 175 | 609 | 212 | |
| 47 | 364 | 213 | 364 | 213 | 404 | 212 | 404 | 213 | 434 | 199 | 454 | 213 | 464 | 171 | 536 | 213 | 538 | 178 | 604 | 212 | |
| 48 | 357 | 211 | 357 | 211 | 401 | 213 | 401 | 213 | 435 | 203 | 447 | 211 | 465 | 174 | 528 | 210 | 538 | 181 | 600 | 213 | |
| 49 | 354 | 212 | 354 | 212 | 394 | 211 | 394 | 211 | 437 | 207 | 444 | 212 | 465 | 177 | 524 | 211 | 537 | 184 | 589 | 210 | |
| 50 | 346 | 210 | 346 | 210 | 391 | 212 | 391 | 212 | 438 | 211 | 441 | 213 | 465 | 181 | 521 | 212 | 537 | 188 | 583 | 211 | |

Notes:
Hc (heating capacity) - PI (unit power input) - CLWT (condenser leaving water temperature - Δt 5°C)
Data are related to 0,0176 m² C/kW evaporator fouling factor
Rated conditions are for compressors running at nominal frequency
Boost conditions are for compressors running at maximum frequency
Refer to Operating limit chapter for Integrated Heating Capacity

| CLWT (°C) | Evaporator Inlet Air Temperature (°C) | | | | | | | | | | | | | | | | | | | | |
|-----------|---------------------------------------|-------|-------|-------|--------------|-------|-------|-------|------------|-------|-------|-------|------------|-------|-------|-------|-------------|-------|-------|-------|-----|
| | -10 (RH 100%) | | | | -5 (RH 100%) | | | | 0 (RH 85%) | | | | 7 (RH 85%) | | | | 12 (RH 85%) | | | | |
| | Rated | Boost | Rated | Boost | Rated | Boost | Rated | Boost | Rated | Boost | Rated | Boost | Rated | Boost | Rated | Boost | Rated | Boost | Rated | Boost | |
| 130.3 | 35 | 391 | 185 | 391 | 185 | 411 | 170 | 440 | 191 | 442 | 156 | 509 | 197 | 476 | 137 | 613 | 206 | 551 | 144 | 690 | 206 |
| | 36 | 393 | 189 | 393 | 189 | 413 | 173 | 443 | 195 | 444 | 159 | 511 | 201 | 476 | 140 | 607 | 204 | 551 | 146 | 682 | 205 |
| | 37 | 394 | 194 | 394 | 194 | 414 | 177 | 445 | 199 | 444 | 162 | 514 | 206 | 476 | 142 | 604 | 205 | 551 | 149 | 678 | 205 |
| | 38 | 396 | 198 | 396 | 198 | 416 | 181 | 448 | 203 | 444 | 165 | 508 | 205 | 476 | 145 | 597 | 204 | 551 | 151 | 673 | 206 |
| | 39 | 397 | 202 | 397 | 202 | 417 | 184 | 448 | 205 | 445 | 168 | 506 | 206 | 476 | 147 | 594 | 205 | 550 | 154 | 663 | 204 |
| | 40 | 398 | 206 | 399 | 206 | 419 | 188 | 441 | 204 | 446 | 171 | 500 | 205 | 476 | 150 | 590 | 206 | 550 | 157 | 658 | 205 |
| | 41 | 392 | 205 | 392 | 205 | 421 | 192 | 439 | 205 | 447 | 175 | 498 | 206 | 475 | 153 | 581 | 204 | 549 | 159 | 653 | 206 |
| | 42 | 390 | 204 | 390 | 204 | 422 | 196 | 433 | 204 | 448 | 178 | 491 | 205 | 475 | 155 | 577 | 205 | 549 | 162 | 648 | 206 |
| | 43 | 383 | 205 | 383 | 205 | 424 | 200 | 431 | 205 | 448 | 182 | 488 | 206 | 475 | 158 | 573 | 206 | 549 | 165 | 636 | 204 |
| | 44 | 381 | 204 | 381 | 204 | 425 | 204 | 425 | 204 | 449 | 185 | 480 | 204 | 475 | 161 | 568 | 206 | 548 | 168 | 630 | 204 |
| | 45 | 374 | 205 | 374 | 205 | 422 | 205 | 422 | 205 | 450 | 189 | 477 | 205 | 475 | 164 | 558 | 204 | 548 | 171 | 623 | 204 |
| | 46 | 371 | 204 | 371 | 204 | 415 | 204 | 415 | 204 | 451 | 192 | 473 | 206 | 474 | 167 | 553 | 205 | 547 | 174 | 617 | 205 |
| 47 | 368 | 206 | 368 | 206 | 411 | 205 | 411 | 205 | 451 | 196 | 464 | 204 | 474 | 170 | 547 | 205 | 547 | 177 | 610 | 205 | |
| 48 | 360 | 206 | 360 | 206 | 408 | 206 | 408 | 206 | 452 | 200 | 460 | 205 | 474 | 173 | 542 | 206 | 546 | 180 | 603 | 205 | |
| 49 | 357 | 204 | 357 | 204 | 400 | 204 | 400 | 204 | 452 | 204 | 456 | 206 | 474 | 176 | 536 | 206 | 545 | 183 | 596 | 206 | |
| 50 | 346 | 205 | 346 | 205 | 396 | 204 | 396 | 204 | 448 | 205 | 448 | 205 | 473 | 179 | 524 | 203 | 545 | 186 | 588 | 206 | |
| 144.3 | 35 | 428 | 200 | 428 | 200 | 466 | 183 | 501 | 206 | 500 | 168 | 580 | 213 | 534 | 147 | 711 | 228 | 618 | 154 | 816 | 238 |
| | 36 | 430 | 204 | 430 | 204 | 467 | 187 | 503 | 210 | 500 | 171 | 582 | 217 | 534 | 150 | 711 | 231 | 618 | 157 | 815 | 241 |
| | 37 | 433 | 209 | 433 | 209 | 469 | 191 | 505 | 215 | 501 | 174 | 584 | 221 | 533 | 153 | 711 | 235 | 617 | 159 | 814 | 244 |
| | 38 | 435 | 213 | 435 | 213 | 470 | 195 | 507 | 219 | 501 | 178 | 586 | 226 | 533 | 155 | 710 | 238 | 617 | 162 | 807 | 245 |
| | 39 | 437 | 218 | 437 | 218 | 471 | 199 | 509 | 224 | 501 | 181 | 587 | 230 | 533 | 158 | 710 | 241 | 616 | 165 | 802 | 246 |
| | 40 | 439 | 223 | 439 | 223 | 472 | 203 | 510 | 228 | 502 | 184 | 586 | 233 | 532 | 161 | 708 | 244 | 616 | 168 | 797 | 247 |
| | 41 | 441 | 227 | 441 | 227 | 474 | 207 | 511 | 232 | 502 | 188 | 587 | 237 | 532 | 164 | 703 | 245 | 615 | 171 | 785 | 244 |
| | 42 | 440 | 230 | 440 | 230 | 475 | 211 | 510 | 236 | 503 | 192 | 586 | 240 | 531 | 167 | 697 | 245 | 614 | 174 | 779 | 245 |
| | 43 | 440 | 233 | 440 | 233 | 476 | 216 | 511 | 239 | 503 | 195 | 586 | 244 | 531 | 170 | 692 | 246 | 613 | 177 | 772 | 246 |
| | 44 | 440 | 237 | 440 | 237 | 477 | 220 | 510 | 242 | 504 | 199 | 581 | 245 | 531 | 173 | 683 | 245 | 613 | 180 | 766 | 247 |
| | 45 | 439 | 241 | 439 | 241 | 478 | 224 | 510 | 246 | 504 | 203 | 577 | 246 | 530 | 176 | 676 | 245 | 612 | 183 | 757 | 247 |
| | 46 | 440 | 245 | 440 | 245 | 478 | 228 | 505 | 247 | 505 | 207 | 567 | 244 | 530 | 179 | 670 | 246 | 611 | 186 | 744 | 245 |
| 47 | 435 | 245 | 435 | 245 | 478 | 232 | 498 | 246 | 505 | 211 | 563 | 246 | 529 | 182 | 664 | 247 | 610 | 189 | 737 | 245 | |
| 48 | 432 | 247 | 432 | 247 | 476 | 234 | 493 | 246 | 505 | 215 | 558 | 247 | 529 | 185 | 653 | 245 | 609 | 193 | 729 | 246 | |
| 49 | 425 | 246 | 425 | 246 | 475 | 238 | 485 | 245 | 506 | 219 | 548 | 245 | 528 | 189 | 645 | 245 | 609 | 196 | 721 | 246 | |
| 50 | 420 | 246 | 420 | 246 | 474 | 242 | 481 | 246 | 506 | 223 | 543 | 246 | 527 | 192 | 638 | 246 | 608 | 199 | 713 | 247 | |
| 153.3 | 35 | 455 | 209 | 455 | 209 | 484 | 191 | 533 | 216 | 529 | 176 | 619 | 223 | 563 | 154 | 757 | 240 | 652 | 164 | 874 | 254 |
| | 36 | 457 | 214 | 457 | 214 | 495 | 195 | 535 | 220 | 529 | 179 | 619 | 228 | 562 | 157 | 758 | 245 | 651 | 164 | 874 | 254 |
| | 37 | 459 | 219 | 459 | 219 | 497 | 200 | 537 | 225 | 530 | 183 | 621 | 232 | 562 | 159 | 760 | 249 | 650 | 167 | 877 | 264 |
| | 38 | 461 | 223 | 461 | 223 | 498 | 204 | 539 | 230 | 530 | 186 | 623 | 237 | 561 | 162 | 761 | 254 | 650 | 170 | 871 | 265 |
| | 39 | 463 | 228 | 463 | 228 | 499 | 208 | 541 | 235 | 530 | 190 | 625 | 242 | 561 | 165 | 762 | 259 | 649 | 173 | 865 | 266 |
| | 40 | 465 | 233 | 465 | 233 | 500 | 212 | 542 | 240 | 530 | 193 | 626 | 247 | 560 | 168 | 764 | 263 | 648 | 176 | 859 | 267 |
| | 41 | 466 | 238 | 466 | 238 | 501 | 217 | 544 | 245 | 530 | 197 | 628 | 253 | 560 | 171 | 758 | 265 | 647 | 179 | 846 | 265 |
| | 42 | 468 | 243 | 468 | 243 | 502 | 221 | 546 | 250 | 531 | 200 | 630 | 258 | 559 | 174 | 753 | 266 | 646 | 182 | 839 | 266 |
| | 43 | 470 | 248 | 470 | 248 | 503 | 226 | 548 | 255 | 531 | 204 | 632 | 263 | 559 | 177 | 748 | 267 | 645 | 185 | 832 | 267 |
| | 44 | 472 | 254 | 472 | 254 | 504 | 230 | 549 | 261 | 531 | 208 | 637 | 265 | 558 | 181 | 736 | 265 | 645 | 188 | 825 | 267 |
| | 45 | 473 | 259 | 473 | 259 | 505 | 235 | 551 | 266 | 532 | 212 | 623 | 267 | 558 | 184 | 730 | 266 | 644 | 192 | 817 | 268 |
| | 46 | 475 | 264 | 475 | 264 | 506 | 240 | 547 | 268 | 532 | 217 | 613 | 265 | 557 | 187 | 723 | 267 | 643 | 195 | 802 | 265 |
| 47 | 472 | 266 | 472 | 266 | 507 | 245 | 538 | 266 | 532 | 221 | 608 | 266 | 556 | 190 | 717 | 268 | 642 | 198 | 794 | 266 | |
| 48 | 468 | 268 | 468 | 268 | 508 | 249 | 534 | 267 | 532 | 225 | 603 | 268 | 556 | 194 | 704 | 265 | 641 | 202 | 786 | 266 | |
| 49 | 460 | 266 | 460 | 266 | 509 | 254 | 524 | 265 | 533 | 229 | 592 | 265 | 555 | 197 | 697 | 266 | 640 | 205 | 777 | 267 | |
| 50 | 456 | 267 | 456 | 267 | 510 | 260 | 520 | 267 | 533 | 234 | 587 | 266 | 554 | 201 | 690 | 267 | 639 | 209 | 768 | 267 | |
| 167.3 | 35 | 493 | 234 | 493 | 234 | 536 | 214 | 575 | 241 | 575 | 195 | 663 | 248 | 617 | 171 | 810 | 285 | 714 | 179 | 908 | 266 |
| | 36 | 496 | 239 | 496 | 239 | 538 | 218 | 578 | 246 | 576 | 199 | 666 | 254 | 617 | 174 | 806 | 287 | 713 | 182 | 904 | 267 |
| | 37 | 498 | 245 | 498 | 245 | 539 | 223 | 581 | 251 | 576 | 203 | 669 | 259 | 617 | 177 | 797 | 285 | 713 | 185 | 892 | 265 |
| | 38 | 501 | 250 | 501 | 250 | 542 | 228 | 584 | 257 | 577 | 207 | 672 | 265 | 616 | 181 | 789 | 287 | 712 | 189 | 887 | 266 |
| | 39 | 504 | 256 | 504 | 256 | 543 | 233 | 586 | 263 | 578 | 211 | 669 | 267 | 616 | 184 | 789 | 288 | 712 | 192 | 881 | 267 |
| | 40 | 507 | 261 | 507 | 261 | 545 | 238 | 584 | 265 | 579 | 215 | 661 | 265 | 616 | 187 | 778 | 286 | 712 | 196 | 868 | 264 |
| | 41 | 510 | 267 | 510 | 267 | 543 | 243 | 581 | 267 | 580 | 220 | 658 | 267 | 616 | 191 | 774 | 287 | 711 | 199 | 861 | 265 |
| | 42 | 503 | 266 | 503 | 266 | 549 | 248 | 574 | 265 | 581 | 224 | 649 | 266 | 616 | 194 | 762 | 285 | 711 | 203 | 854 | 266 |
| | 43 | 500 | 268 | 500 | 268 | 551 | 253 | 571 | 267 | 582 | 229 | 645 | 267 | 616 | 198 | 756 | 286 | 710 | 206 | 847 | 267 |
| | 44 | 493 | 266 | 493 | 266 | 553 | 258 | 562 | 265 | 583 | 235 | 635 | 265 | 615 | 202 | 750 | 287 | 710 | 210 | 840 | 268 |
| | 45 | 490 | 268 | 490 | 268 | 554 | 264 | 559 | 267 | 584 | 241 | 626 | 267 | 615 | 205 | 744 | 288 | 709 | 214 | 824 | 265 |
| | 46 | 482 | 266 | 482 | 266 | 550 | 265 | 550 | 265 | 585 | 243 | 626 | 268 | 615 | 209 | 731 | 285 | 708 | 218 | 815 | 265 |
| 47 | 478 | 267 | 478 | 267 | 546 | 267 | 546 | 267 | 586 | 248 | 615 | 268 | 614 | 213 | 724 | 286 | 708 | 221 | 807 | 266 | |
| 48 | 470 | 265 | 470 | 265 | 536 | 264 | 536 | 264 | 587 | 252 | 610 | 267 | 614 | 217 | 717 | 287 | 707 | 225 | 798 | 266 | |
| 49 | 466 | 266 | 466 | 266 | 531 | 266 | 531 | 266 | 587 | 257 | 605 | 268 | 614 | 221 | 710 | 288 | 707 | 229 | 789 | 267 | |
| 50 | 462 | 268 | 462 | 268 | 527 | 267 | 527 | 267 | 588 | 263 | 592 | 265 | 613 | 225 | 694 | 284 | 706 | 233 | 780 | 267 | |

Notes:
Hc (heating capacity) - P1 (unit power input) - CLWT (condenser leaving water temperature - Δt 5°C)
Data are referred to 0.0176 m² °C/kW evaporator fouling factor
Rated conditions are for compressors running at nominal frequency
Boost conditions are for compressors running at maximum frequency
Refer to Operating limit chapter for Integrated Heating Capacity

| CLWT (°C) | Evaporator Inlet Air Temperature (°C) | | | | | | | | | | | | | | | | | | | | |
|-----------|---------------------------------------|-------|-------|-------|--------------|-------|-------|-------|------------|-------|-------|-------|------------|-------|-------|-------|-------------|-------|-----|-----|-----|
| | -10 (RH 100%) | | | | -5 (RH 100%) | | | | 0 (RH 85%) | | | | 7 (RH 85%) | | | | 12 (RH 85%) | | | | |
| | Rated | Boost | Rated | Boost | Rated | Boost | Rated | Boost | Rated | Boost | Rated | Boost | Rated | Boost | Rated | Boost | Rated | Boost | | | |
| 093.2 | 35 | 278 | 134 | 278 | 134 | 289 | 122 | 328 | 137 | 317 | 111 | 378 | 141 | 332 | 97.8 | 442 | 147 | 384 | 102 | 496 | 151 |
| | 36 | 279 | 137 | 278 | 137 | 299 | 125 | 328 | 140 | 317 | 114 | 374 | 144 | 332 | 100 | 438 | 148 | 384 | 104 | 491 | 153 |
| | 37 | 279 | 140 | 279 | 140 | 300 | 127 | 327 | 143 | 317 | 116 | 371 | 146 | 332 | 101 | 434 | 150 | 384 | 106 | 482 | 154 |
| | 38 | 280 | 143 | 280 | 143 | 300 | 130 | 324 | 146 | 316 | 118 | 365 | 148 | 332 | 103 | 429 | 152 | 384 | 107 | 481 | 156 |
| | 39 | 277 | 146 | 277 | 146 | 300 | 133 | 318 | 148 | 316 | 120 | 361 | 150 | 332 | 105 | 423 | 153 | 384 | 109 | 479 | 157 |
| 096.2 | 40 | 275 | 147 | 275 | 147 | 300 | 136 | 316 | 150 | 316 | 123 | 355 | 152 | 332 | 107 | 423 | 156 | 384 | 111 | 475 | 157 |
| | 41 | 271 | 150 | 271 | 150 | 300 | 138 | 311 | 151 | 316 | 125 | 354 | 153 | 333 | 109 | 421 | 157 | 384 | 113 | 471 | 156 |
| | 42 | 270 | 151 | 270 | 151 | 301 | 141 | 311 | 151 | 313 | 128 | 354 | 156 | 333 | 111 | 417 | 157 | 384 | 115 | 468 | 157 |
| | 43 | 270 | 153 | 270 | 153 | 301 | 144 | 310 | 155 | 313 | 130 | 352 | 157 | 333 | 113 | 415 | 158 | 384 | 117 | 465 | 158 |
| | 44 | 269 | 155 | 269 | 155 | 296 | 146 | 310 | 157 | 314 | 133 | 349 | 157 | 333 | 115 | 409 | 156 | 383 | 119 | 468 | 156 |
| 103.2 | 45 | 269 | 157 | 269 | 157 | 296 | 148 | 307 | 157 | 315 | 136 | 346 | 157 | 333 | 117 | 407 | 157 | 383 | 122 | 455 | 157 |
| | 46 | 267 | 157 | 267 | 157 | 296 | 150 | 304 | 157 | 315 | 138 | 342 | 157 | 332 | 119 | 403 | 157 | 383 | 124 | 451 | 157 |
| | 47 | 264 | 157 | 264 | 157 | 294 | 151 | 301 | 157 | 316 | 141 | 340 | 157 | 332 | 121 | 400 | 157 | 383 | 126 | 446 | 157 |
| | 48 | 262 | 158 | 262 | 158 | 293 | 153 | 297 | 157 | 317 | 144 | 335 | 156 | 332 | 123 | 386 | 156 | 383 | 128 | 442 | 157 |
| | 49 | 257 | 156 | 257 | 156 | 293 | 155 | 295 | 158 | 317 | 146 | 332 | 157 | 332 | 126 | 389 | 156 | 382 | 130 | 437 | 158 |
| 093.2 | 50 | 255 | 157 | 255 | 157 | 290 | 156 | 290 | 156 | 316 | 148 | 329 | 158 | 332 | 128 | 386 | 157 | 382 | 133 | 431 | 157 |
| | 35 | 281 | 146 | 281 | 146 | 302 | 132 | 329 | 146 | 319 | 118 | 381 | 150 | 347 | 103 | 446 | 157 | 401 | 108 | 508 | 165 |
| | 36 | 281 | 146 | 281 | 146 | 300 | 135 | 330 | 152 | 321 | 123 | 375 | 156 | 347 | 107 | 445 | 163 | 401 | 110 | 510 | 169 |
| | 37 | 282 | 149 | 282 | 149 | 300 | 135 | 330 | 152 | 321 | 123 | 375 | 156 | 347 | 107 | 445 | 163 | 401 | 112 | 512 | 172 |
| | 38 | 280 | 152 | 280 | 152 | 302 | 138 | 327 | 156 | 322 | 125 | 371 | 160 | 347 | 109 | 447 | 167 | 401 | 114 | 514 | 175 |
| 096.2 | 39 | 283 | 155 | 283 | 155 | 303 | 141 | 326 | 159 | 323 | 128 | 373 | 163 | 348 | 111 | 450 | 170 | 401 | 116 | 513 | 177 |
| | 40 | 285 | 159 | 285 | 159 | 305 | 144 | 328 | 163 | 324 | 130 | 375 | 167 | 348 | 113 | 452 | 174 | 401 | 118 | 512 | 178 |
| | 41 | 287 | 162 | 287 | 162 | 307 | 147 | 331 | 166 | 325 | 133 | 378 | 170 | 348 | 116 | 454 | 178 | 401 | 120 | 507 | 177 |
| | 42 | 289 | 166 | 289 | 166 | 308 | 150 | 333 | 170 | 326 | 136 | 380 | 174 | 348 | 118 | 450 | 177 | 402 | 122 | 505 | 178 |
| | 43 | 291 | 170 | 291 | 170 | 310 | 153 | 335 | 173 | 327 | 139 | 382 | 178 | 348 | 120 | 449 | 178 | 402 | 125 | 503 | 179 |
| 103.2 | 44 | 293 | 173 | 293 | 173 | 311 | 157 | 337 | 177 | 328 | 141 | 378 | 177 | 349 | 122 | 444 | 177 | 401 | 127 | 497 | 177 |
| | 45 | 295 | 177 | 295 | 177 | 313 | 160 | 336 | 178 | 329 | 144 | 377 | 176 | 349 | 124 | 442 | 178 | 402 | 129 | 494 | 178 |
| | 46 | 294 | 178 | 294 | 178 | 314 | 163 | 332 | 178 | 330 | 147 | 373 | 177 | 349 | 127 | 437 | 177 | 401 | 131 | 492 | 179 |
| | 47 | 290 | 177 | 290 | 177 | 316 | 167 | 331 | 177 | 331 | 150 | 371 | 178 | 349 | 129 | 434 | 178 | 401 | 134 | 485 | 177 |
| | 48 | 284 | 177 | 284 | 177 | 318 | 174 | 324 | 178 | 333 | 156 | 364 | 177 | 349 | 134 | 425 | 177 | 401 | 139 | 477 | 178 |
| 093.2 | 49 | 282 | 178 | 282 | 178 | 320 | 177 | 320 | 177 | 334 | 159 | 361 | 176 | 349 | 136 | 422 | 178 | 401 | 141 | 469 | 176 |
| | 35 | 302 | 152 | 302 | 152 | 328 | 138 | 351 | 155 | 351 | 126 | 404 | 160 | 379 | 110 | 486 | 166 | 438 | 115 | 552 | 169 |
| | 36 | 304 | 155 | 304 | 155 | 329 | 141 | 353 | 159 | 352 | 128 | 406 | 163 | 379 | 112 | 486 | 168 | 438 | 117 | 551 | 171 |
| | 37 | 306 | 159 | 306 | 159 | 331 | 144 | 355 | 162 | 353 | 131 | 406 | 166 | 379 | 114 | 484 | 169 | 438 | 119 | 551 | 173 |
| | 38 | 309 | 162 | 309 | 162 | 332 | 147 | 357 | 166 | 354 | 133 | 407 | 168 | 379 | 116 | 484 | 171 | 438 | 121 | 547 | 174 |
| 103.2 | 39 | 311 | 166 | 311 | 166 | 334 | 150 | 356 | 167 | 355 | 136 | 405 | 169 | 379 | 118 | 481 | 172 | 438 | 123 | 546 | 176 |
| | 40 | 311 | 168 | 311 | 168 | 335 | 154 | 356 | 170 | 356 | 139 | 405 | 171 | 379 | 121 | 481 | 174 | 438 | 125 | 545 | 178 |
| | 41 | 310 | 169 | 310 | 169 | 336 | 157 | 355 | 171 | 356 | 142 | 403 | 173 | 379 | 123 | 480 | 176 | 437 | 128 | 538 | 177 |
| | 42 | 308 | 170 | 308 | 170 | 338 | 160 | 355 | 173 | 357 | 145 | 403 | 175 | 379 | 125 | 477 | 177 | 437 | 130 | 535 | 178 |
| | 43 | 308 | 173 | 308 | 173 | 339 | 163 | 353 | 174 | 358 | 147 | 401 | 176 | 379 | 127 | 473 | 177 | 437 | 132 | 530 | 177 |
| 093.2 | 44 | 307 | 174 | 307 | 174 | 341 | 167 | 353 | 177 | 359 | 150 | 399 | 177 | 379 | 130 | 470 | 178 | 437 | 135 | 526 | 178 |
| | 45 | 306 | 176 | 306 | 176 | 338 | 168 | 349 | 177 | 360 | 153 | 397 | 178 | 379 | 132 | 466 | 178 | 437 | 137 | 520 | 178 |
| | 46 | 305 | 178 | 305 | 178 | 337 | 170 | 347 | 178 | 360 | 157 | 391 | 177 | 379 | 134 | 460 | 178 | 437 | 139 | 513 | 177 |
| | 47 | 301 | 177 | 301 | 177 | 334 | 171 | 343 | 177 | 361 | 160 | 388 | 178 | 379 | 137 | 455 | 177 | 436 | 142 | 509 | 177 |
| | 48 | 298 | 177 | 298 | 177 | 334 | 173 | 339 | 177 | 362 | 163 | 384 | 178 | 379 | 139 | 451 | 178 | 436 | 144 | 502 | 177 |
| 093.2 | 49 | 286 | 178 | 286 | 178 | 333 | 175 | 335 | 177 | 362 | 166 | 378 | 177 | 379 | 142 | 446 | 177 | 436 | 147 | 488 | 177 |
| | 50 | 280 | 177 | 280 | 177 | 331 | 177 | 331 | 177 | 361 | 168 | 374 | 177 | 379 | 145 | 439 | 177 | 435 | 150 | 483 | 178 |

Notes:
Hc (heating capacity) – PI (unit power input) – CLWT (condenser leaving water temperature – At 5°C)
Data are referred to 0.0176 m²·C/kW evaporator fouling factor
Rated conditions are for compressors running at nominal frequency
Boost conditions are for compressors running at maximum frequency
Refer to Operating limit chapter for Integrated Heating Capacity

| CLWT (°C) | Evaporator Inlet Air Temperature (°C) | | | | | | | | | | | | | | | | | | | | |
|-----------|---------------------------------------|-------|-------|-------|--------------|-------|-------|-------|------------|-------|-------|-------|------------|-------|-------|-------|-------------|-------|-----|-----|-----|
| | -10 (RH 100%) | | | | -5 (RH 100%) | | | | 0 (RH 85%) | | | | 7 (RH 85%) | | | | 12 (RH 85%) | | | | |
| | Rated | Boost | Rated | Boost | Rated | Boost | Rated | Boost | Rated | Boost | Rated | Boost | Rated | Boost | Rated | Boost | Rated | Boost | | | |
| 109.2 | Hc (kW) | 332 | 162 | 332 | 162 | 332 | 162 | 332 | 162 | 332 | 162 | 332 | 162 | 332 | 162 | 332 | 162 | 332 | 162 | | |
| | PI (kW) | 166 | 334 | 166 | 334 | 166 | 334 | 166 | 334 | 166 | 334 | 166 | 334 | 166 | 334 | 166 | 334 | 166 | 334 | 166 | |
| | Hc (kW) | 336 | 170 | 336 | 170 | 362 | 154 | 362 | 154 | 362 | 154 | 362 | 154 | 362 | 154 | 362 | 154 | 362 | 154 | 362 | 154 |
| | PI (kW) | 173 | 338 | 173 | 338 | 163 | 158 | 392 | 178 | 386 | 143 | 444 | 178 | 411 | 124 | 523 | 178 | 474 | 124 | 523 | 178 |
| | Hc (kW) | 339 | 177 | 339 | 177 | 364 | 161 | 387 | 177 | 387 | 148 | 438 | 177 | 411 | 128 | 515 | 177 | 474 | 132 | 515 | 177 |
| 117.2 | Hc (kW) | 333 | 178 | 333 | 178 | 367 | 168 | 380 | 177 | 387 | 149 | 436 | 178 | 411 | 129 | 512 | 177 | 474 | 134 | 512 | 177 |
| | PI (kW) | 178 | 333 | 178 | 333 | 168 | 171 | 378 | 177 | 388 | 155 | 427 | 178 | 410 | 134 | 500 | 177 | 474 | 139 | 500 | 177 |
| | Hc (kW) | 326 | 176 | 326 | 176 | 369 | 175 | 372 | 177 | 389 | 158 | 420 | 177 | 410 | 136 | 486 | 177 | 473 | 141 | 486 | 177 |
| | PI (kW) | 176 | 321 | 176 | 321 | 371 | 179 | 371 | 179 | 390 | 161 | 417 | 178 | 410 | 139 | 482 | 178 | 472 | 144 | 482 | 178 |
| | Hc (kW) | 319 | 177 | 319 | 177 | 364 | 177 | 364 | 177 | 390 | 164 | 414 | 179 | 410 | 141 | 487 | 179 | 472 | 147 | 487 | 179 |
| 124.2 | Hc (kW) | 316 | 178 | 316 | 178 | 361 | 178 | 361 | 178 | 391 | 167 | 406 | 177 | 409 | 144 | 478 | 177 | 472 | 149 | 532 | 176 |
| | PI (kW) | 177 | 316 | 177 | 316 | 176 | 354 | 176 | 354 | 177 | 351 | 171 | 403 | 178 | 409 | 146 | 473 | 177 | 471 | 152 | 526 |
| | Hc (kW) | 308 | 178 | 308 | 178 | 351 | 177 | 351 | 177 | 392 | 174 | 399 | 179 | 409 | 149 | 488 | 178 | 471 | 154 | 520 | 177 |
| | PI (kW) | 179 | 305 | 179 | 305 | 347 | 178 | 347 | 178 | 392 | 178 | 392 | 178 | 409 | 152 | 463 | 178 | 470 | 157 | 514 | 177 |
| | Hc (kW) | 298 | 177 | 298 | 177 | 344 | 179 | 344 | 179 | 388 | 178 | 388 | 178 | 408 | 154 | 452 | 176 | 470 | 160 | 507 | 177 |
| Hc (kW) | 370 | 179 | 370 | 179 | 380 | 162 | 410 | 182 | 399 | 147 | 457 | 186 | 439 | 121 | 543 | 194 | 513 | 126 | 621 | 196 | |
| Hc (kW) | 371 | 183 | 371 | 183 | 361 | 165 | 412 | 186 | 400 | 150 | 459 | 190 | 440 | 123 | 544 | 196 | 513 | 128 | 620 | 196 | |
| Hc (kW) | 372 | 187 | 372 | 187 | 363 | 169 | 413 | 190 | 401 | 153 | 462 | 195 | 440 | 126 | 543 | 197 | 513 | 131 | 617 | 196 | |
| Hc (kW) | 373 | 191 | 373 | 191 | 384 | 173 | 415 | 195 | 403 | 156 | 461 | 196 | 441 | 128 | 540 | 196 | 514 | 133 | 615 | 196 | |
| Hc (kW) | 375 | 195 | 375 | 195 | 386 | 176 | 414 | 196 | 404 | 159 | 458 | 197 | 441 | 130 | 538 | 197 | 514 | 135 | 615 | 198 | |
| Hc (kW) | 372 | 197 | 372 | 197 | 367 | 180 | 410 | 196 | 405 | 162 | 455 | 197 | 441 | 132 | 536 | 197 | 514 | 138 | 608 | 196 | |
| Hc (kW) | 368 | 197 | 368 | 197 | 388 | 184 | 406 | 197 | 407 | 166 | 450 | 196 | 442 | 135 | 533 | 197 | 514 | 140 | 605 | 197 | |
| Hc (kW) | 364 | 197 | 364 | 197 | 380 | 187 | 402 | 196 | 408 | 169 | 449 | 197 | 442 | 137 | 529 | 197 | 514 | 143 | 600 | 197 | |
| Hc (kW) | 355 | 197 | 355 | 197 | 391 | 191 | 398 | 196 | 410 | 173 | 443 | 196 | 442 | 140 | 526 | 196 | 514 | 145 | 594 | 196 | |
| Hc (kW) | 359 | 197 | 359 | 197 | 391 | 194 | 394 | 196 | 411 | 176 | 441 | 197 | 442 | 142 | 521 | 196 | 514 | 148 | 591 | 197 | |
| Hc (kW) | 350 | 196 | 350 | 196 | 391 | 197 | 391 | 197 | 412 | 180 | 435 | 195 | 443 | 145 | 516 | 196 | 513 | 150 | 594 | 196 | |
| Hc (kW) | 345 | 186 | 345 | 186 | 386 | 196 | 386 | 196 | 413 | 183 | 433 | 196 | 443 | 147 | 513 | 196 | 513 | 153 | 579 | 197 | |
| Hc (kW) | 342 | 197 | 342 | 197 | 381 | 196 | 381 | 196 | 415 | 187 | 430 | 197 | 443 | 150 | 510 | 197 | 513 | 155 | 574 | 197 | |
| Hc (kW) | 337 | 197 | 337 | 197 | 378 | 197 | 378 | 197 | 416 | 190 | 423 | 195 | 443 | 153 | 501 | 195 | 513 | 158 | 569 | 198 | |
| Hc (kW) | 332 | 196 | 332 | 196 | 373 | 196 | 373 | 196 | 417 | 194 | 420 | 196 | 443 | 155 | 497 | 196 | 513 | 161 | 560 | 196 | |
| Hc (kW) | 326 | 196 | 326 | 196 | 368 | 196 | 368 | 196 | 416 | 197 | 416 | 197 | 443 | 158 | 493 | 196 | 512 | 164 | 551 | 195 | |
| Hc (kW) | 388 | 191 | 388 | 191 | 386 | 172 | 428 | 194 | 414 | 156 | 473 | 198 | 457 | 137 | 569 | 206 | 534 | 143 | 641 | 212 | |
| Hc (kW) | 389 | 195 | 389 | 195 | 388 | 176 | 428 | 198 | 415 | 159 | 479 | 203 | 458 | 140 | 563 | 210 | 535 | 146 | 639 | 211 | |
| Hc (kW) | 390 | 199 | 390 | 199 | 399 | 180 | 432 | 203 | 417 | 162 | 479 | 207 | 458 | 142 | 563 | 212 | 535 | 149 | 640 | 212 | |
| Hc (kW) | 392 | 204 | 392 | 204 | 401 | 184 | 434 | 207 | 419 | 166 | 482 | 212 | 459 | 145 | 560 | 211 | 535 | 151 | 637 | 211 | |
| Hc (kW) | 393 | 208 | 393 | 208 | 403 | 187 | 436 | 212 | 420 | 169 | 481 | 213 | 460 | 148 | 561 | 213 | 536 | 154 | 637 | 213 | |
| Hc (kW) | 385 | 213 | 385 | 213 | 404 | 191 | 430 | 210 | 422 | 173 | 476 | 212 | 461 | 150 | 557 | 212 | 536 | 157 | 633 | 211 | |
| Hc (kW) | 388 | 211 | 388 | 211 | 406 | 195 | 428 | 212 | 424 | 176 | 472 | 211 | 461 | 153 | 554 | 211 | 536 | 160 | 632 | 213 | |
| Hc (kW) | 386 | 213 | 386 | 213 | 408 | 200 | 423 | 211 | 425 | 180 | 470 | 212 | 462 | 156 | 553 | 212 | 537 | 163 | 626 | 211 | |
| Hc (kW) | 380 | 211 | 380 | 211 | 410 | 204 | 421 | 212 | 427 | 183 | 465 | 211 | 462 | 159 | 548 | 211 | 537 | 166 | 624 | 212 | |
| Hc (kW) | 377 | 213 | 377 | 213 | 411 | 208 | 415 | 210 | 429 | 187 | 464 | 212 | 463 | 162 | 547 | 212 | 537 | 169 | 621 | 213 | |
| Hc (kW) | 370 | 211 | 370 | 211 | 413 | 212 | 413 | 212 | 430 | 191 | 458 | 211 | 463 | 165 | 541 | 210 | 537 | 172 | 613 | 211 | |
| Hc (kW) | 367 | 212 | 367 | 212 | 407 | 211 | 407 | 211 | 432 | 195 | 456 | 212 | 464 | 168 | 539 | 212 | 537 | 175 | 609 | 212 | |
| Hc (kW) | 364 | 213 | 364 | 213 | 404 | 212 | 404 | 212 | 434 | 199 | 454 | 213 | 464 | 171 | 536 | 213 | 537 | 178 | 604 | 212 | |
| Hc (kW) | 357 | 211 | 357 | 211 | 401 | 213 | 401 | 213 | 435 | 203 | 447 | 211 | 465 | 174 | 528 | 210 | 538 | 181 | 600 | 213 | |
| Hc (kW) | 354 | 212 | 354 | 212 | 384 | 211 | 394 | 211 | 437 | 207 | 444 | 212 | 465 | 177 | 524 | 211 | 537 | 184 | 589 | 210 | |
| Hc (kW) | 346 | 210 | 346 | 210 | 391 | 212 | 391 | 212 | 438 | 211 | 441 | 213 | 465 | 181 | 521 | 212 | 537 | 188 | 583 | 211 | |

Notes:
Hc (heating capacity) – PI (unit power input) – CLWT (condenser leaving water temperature – Δt 5°C)
Data are referred to 0.0176 m²·°C/kW evaporator fouling factor
Rated conditions are for compressors running at nominal frequency
Boost conditions are for compressors running at maximum frequency
Refer to Operating limit chapter for Integrated Heating Capacity

| CLWT (°C) | Evaporator Inlet Air Temperature (°C) | | | | | | | | | | | | | | | | | | | | |
|-----------|---------------------------------------|-------|-------|-------|--------------|-------|-------|-------|------------|-------|-------|-------|------------|-------|-------|-------|-------------|-------|-------|-------|-----|
| | -10 (RH 100%) | | | | -5 (RH 100%) | | | | 0 (RH 85%) | | | | 7 (RH 85%) | | | | 12 (RH 85%) | | | | |
| | Rated | Boost | Rated | Boost | Rated | Boost | Rated | Boost | Rated | Boost | Rated | Boost | Rated | Boost | Rated | Boost | Rated | Boost | Rated | Boost | |
| 130.3 | 35 | 381 | 185 | 391 | 185 | 411 | 170 | 440 | 191 | 442 | 156 | 509 | 197 | 476 | 137 | 613 | 206 | 551 | 144 | 680 | 206 |
| | 36 | 393 | 189 | 393 | 189 | 413 | 173 | 443 | 195 | 443 | 159 | 511 | 201 | 476 | 140 | 607 | 204 | 551 | 146 | 682 | 205 |
| | 37 | 384 | 194 | 394 | 194 | 414 | 177 | 445 | 199 | 444 | 162 | 514 | 206 | 476 | 142 | 604 | 205 | 551 | 149 | 678 | 205 |
| | 38 | 386 | 198 | 396 | 198 | 416 | 181 | 446 | 203 | 445 | 165 | 508 | 205 | 476 | 145 | 597 | 204 | 551 | 151 | 673 | 206 |
| | 39 | 387 | 202 | 397 | 202 | 417 | 184 | 446 | 205 | 444 | 168 | 506 | 206 | 476 | 147 | 594 | 205 | 550 | 154 | 663 | 204 |
| 144.3 | 40 | 389 | 206 | 399 | 206 | 419 | 188 | 441 | 205 | 446 | 171 | 500 | 205 | 476 | 150 | 590 | 206 | 550 | 157 | 658 | 205 |
| | 41 | 392 | 205 | 392 | 205 | 421 | 192 | 439 | 204 | 447 | 175 | 498 | 206 | 475 | 153 | 581 | 204 | 549 | 159 | 653 | 206 |
| | 42 | 390 | 204 | 390 | 204 | 422 | 196 | 433 | 204 | 448 | 178 | 491 | 205 | 475 | 155 | 577 | 205 | 549 | 162 | 648 | 206 |
| | 43 | 383 | 205 | 383 | 205 | 424 | 200 | 431 | 205 | 448 | 182 | 488 | 206 | 475 | 158 | 573 | 206 | 549 | 165 | 636 | 204 |
| | 44 | 381 | 204 | 381 | 204 | 425 | 204 | 425 | 204 | 449 | 185 | 480 | 204 | 475 | 161 | 568 | 206 | 548 | 168 | 630 | 204 |
| 167.3 | 45 | 374 | 205 | 374 | 205 | 422 | 205 | 422 | 205 | 449 | 187 | 477 | 205 | 474 | 164 | 558 | 204 | 548 | 171 | 623 | 204 |
| | 46 | 371 | 204 | 371 | 204 | 415 | 204 | 415 | 204 | 451 | 192 | 473 | 206 | 474 | 167 | 553 | 205 | 547 | 174 | 617 | 205 |
| | 47 | 368 | 205 | 368 | 205 | 411 | 205 | 411 | 205 | 451 | 196 | 464 | 204 | 474 | 170 | 547 | 205 | 547 | 177 | 610 | 205 |
| | 48 | 360 | 206 | 360 | 206 | 408 | 206 | 408 | 206 | 452 | 200 | 460 | 205 | 474 | 173 | 542 | 206 | 546 | 180 | 603 | 205 |
| | 49 | 357 | 204 | 357 | 204 | 400 | 204 | 400 | 204 | 452 | 204 | 456 | 206 | 474 | 176 | 536 | 206 | 546 | 183 | 596 | 206 |

Notes:
Hc (heating capacity) - P1 (unit power input) - CLWT (condenser leaving water temperature - At 5°C)
Data are referred to 0.0176 m²/kW evaporator fouling factor
Rated conditions are for compressors running at nominal frequency
Boost conditions are for compressors running at maximum frequency
Refer to Operating limit chapter for Integrated Heating Capacity

Evaporator water pressure drops

McEnergy HPI “Extension”SE-ST

| | 072.2 | 079.2 | 083.2 | 093.2 | 096.2 | 103.2 | 109.2 | 117.2 | 124.2 | 130.3 | 144.3 | 153.3 | 167.3 |
|------------------------------|-------|-------|-------|-------|-------|-------|-------|-------|-------|-------|-------|-------|-------|
| Cooling Capacity (kW) | 254 | 273 | 292 | 324 | 339 | 365 | 382 | 413 | 436 | 457 | 505 | 522 | 583 |
| Water Flow (l/s) | 12.12 | 13.03 | 13.94 | 15.46 | 16.21 | 17.42 | 18.25 | 19.72 | 20.81 | 21.83 | 24.11 | 24.92 | 27.87 |
| Pressure Drops (kPa) | 37 | 42 | 48 | 53 | 58 | 53 | 57 | 46 | 51 | 61 | 50 | 53 | 65 |

Water flow and pressure drop referred to nominal condition: evaporator water in/out: 12/7°C – condenser air inlet: 35°C

| | 072.2 | 079.2 | 083.2 | 093.2 | 096.2 | 103.2 | 109.2 | 117.2 | 124.2 | 130.3 | 144.3 | 153.3 | 167.3 |
|------------------------------|-------|-------|-------|-------|-------|-------|-------|-------|-------|-------|-------|-------|-------|
| Heating Capacity (kW) | 270 | 297 | 324 | 333 | 349 | 379 | 410 | 443 | 463 | 475 | 530 | 558 | 615 |
| Water Flow (l/s) | 12.89 | 14.18 | 15.49 | 15.89 | 16.66 | 18.11 | 19.57 | 21.15 | 22.14 | 22.68 | 25.33 | 26.65 | 29.39 |
| Pressure Drops (kPa) | 42 | 49 | 58 | 55 | 60 | 57 | 65 | 52 | 57 | 66 | 55 | 60 | 71 |

Water flow and pressure drop referred to nominal condition: condenser water in/out: 40/45°C – evaporator air inlet: 7°C DB / 6°C WB

McEnergy HPI “Extension”SE-LN

| | 072.2 | 079.2 | 083.2 | 093.2 | 096.2 | 103.2 | 109.2 | 117.2 | 124.2 | 130.3 | 144.3 | 153.3 | 167.3 |
|------------------------------|-------|-------|-------|-------|-------|-------|-------|-------|-------|-------|-------|-------|-------|
| Cooling Capacity (kW) | 248 | 266 | 291 | 316 | 331 | 355 | 372 | 403 | 425 | 448 | 493 | 510 | 567 |
| Water Flow (l/s) | 11.83 | 12.70 | 13.89 | 15.12 | 15.83 | 16.98 | 17.77 | 19.28 | 20.30 | 21.39 | 23.56 | 24.34 | 27.11 |
| Pressure Drops (kPa) | 36 | 40 | 48 | 51 | 55 | 50 | 55 | 44 | 48 | 59 | 48 | 51 | 62 |

Water flow and pressure drop referred to nominal condition: evaporator water in/out: 12/7°C – condenser air inlet: 35°C

| | 072.2 | 079.2 | 083.2 | 093.2 | 096.2 | 103.2 | 109.2 | 117.2 | 124.2 | 130.3 | 144.3 | 153.3 | 167.3 |
|------------------------------|-------|-------|-------|-------|-------|-------|-------|-------|-------|-------|-------|-------|-------|
| Heating Capacity (kW) | 270 | 297 | 324 | 333 | 349 | 379 | 410 | 443 | 463 | 475 | 530 | 558 | 615 |
| Water Flow (l/s) | 12.89 | 14.18 | 15.49 | 15.89 | 16.66 | 18.11 | 19.57 | 21.15 | 22.14 | 22.68 | 25.33 | 26.65 | 29.39 |
| Pressure Drops (kPa) | 42 | 49 | 58 | 55 | 60 | 57 | 65 | 52 | 57 | 66 | 55 | 60 | 71 |

Water flow and pressure drop referred to nominal condition: condenser water in/out: 40/45°C – evaporator air inlet: 7°C DB / 6°C WB

To determine the pressure drop for different versions or at different working condition, please refer to the following formula:

$$PD2 \text{ (kPa)} = PD1 \text{ (kPa)} \times$$

where:

- PD2 Pressure drop to be determined (kPa)
- PD1 Pressure drop at nominal condition (kPa)
- Q2 water flow at new working condition (l/s)
- Q1 water flow at nominal condition (l/s)

How to use the formula: Example

The unit McEnergy HPI “Extension” SE 072.2 ST has been selected for working at the following conditions:

- evaporator water in/out : 11/6°C
- condenser air inlet: 30°C

The cooling capacity at these working conditions is: 265 kW (Rated conditions)

The water flow at these working conditions is: 12.68 l/s (Rated conditions)

The unit McEnergy HPI “Extension” SE 072.2 ST at nominal working conditions has the following data:

- evaporator water in/out : 12/7°C
- condenser air inlet: 35°C

The cooling capacity at these working conditions is: 254 kW

The water flow at these working conditions is: 12.12 l/s

The pressure drop at these working conditions is: 37 kPa

The pressure drop at the selected working condition will be:

$$PD2 \text{ (kPa)} = 37 \text{ (kPa)} \times$$

$$PD2 \text{ (kPa)} = 40 \text{ (kPa)}$$

NOTE

If the calculated evaporator water pressure drop is below 10 kPa or above 100 kPa please contact the factory for dedicated evaporator.

Options

Partial Heat Recovery Ratings – Pressure Drops

McEnergy HPI “Extension” SE-ST/LN

| | Evaporator Leaving Temperature 7°C - Δt 5°C Condenser Inlet Air 35°C | Partial Heat Recovery Leaving Water Temperature (°C) | | | Partial Heat Recovery LWT 45°C | |
|-------|---|--|-------------|-------------|--------------------------------|----------------|
| | | 45 (Δt=5°C) | 50 (Δt=5°C) | 55 (Δt=5°C) | Water Flow | Pressure Drops |
| | | Hc (kW) | Hc (kW) | Hc (kW) | l/s | kPa |
| 072.2 | | 74.3 | 67.8 | 57.9 | 3.55 | 5 |
| 079.2 | | 80.9 | 76.1 | 65.4 | 3.87 | 6 |
| 083.2 | | 88.5 | 85.2 | 73.5 | 4.23 | 7 |
| 093.2 | | 93.5 | 88.2 | 75.7 | 4.47 | 8 |
| 096.2 | | 99.4 | 91.9 | 78.6 | 4.75 | 7 |
| 103.2 | | 106 | 100 | 85.7 | 5.06 | 8 |
| 109.2 | | 115 | 109 | 94.2 | 5.49 | 9 |
| 117.2 | | 117 | 107 | 96.0 | 5.60 | 22 |
| 124.2 | | 125 | 113 | 102 | 5.95 | 24 |
| 130.3 | | 133 | 128 | 110 | 6.34 | 15 |
| 144.3 | | 144 | 135 | 115 | 6.86 | 18 |
| 153.3 | | 149 | 138 | 118 | 7.12 | 14 |
| 167.3 | | 173 | 164 | 141 | 8.24 | 18 |

To determine the pressure drop for different versions or at different working condition, please refer to the following formula:

$$PD2 \text{ (kPa)} = PD1 \text{ (kPa)} \times$$

where:

- PD2 Pressure drop to be determine (kPa)
- PD1 Pressure drop at nominal condition (kPa)
- Q2 water flow at new working condition (l/s)
- Q1 water flow at nominal condition (l/s)

How to use the formula: Example

The unit McEnergy HPI “Extension” SE 072.2 ST has been selected for working at the following conditions:

- Partial heat recovery leaving water temperature 50/55°C
- The heating capacity at these working conditions is: 57.9 kW
- The water flow at these working conditions is: 2.77 l/s

The unit McEnergy HPI “Extension” SE 072.2 ST at nominal working conditions has the following data:

- Partial heat recovery leaving water temperature 40/45°C
- condenser air inlet: 35°C
- The heating capacity at these working conditions is: 74.3 kW
- The water flow at these working conditions is: 3.55 l/s
- The pressure drop at these working conditions is: 5 kPa

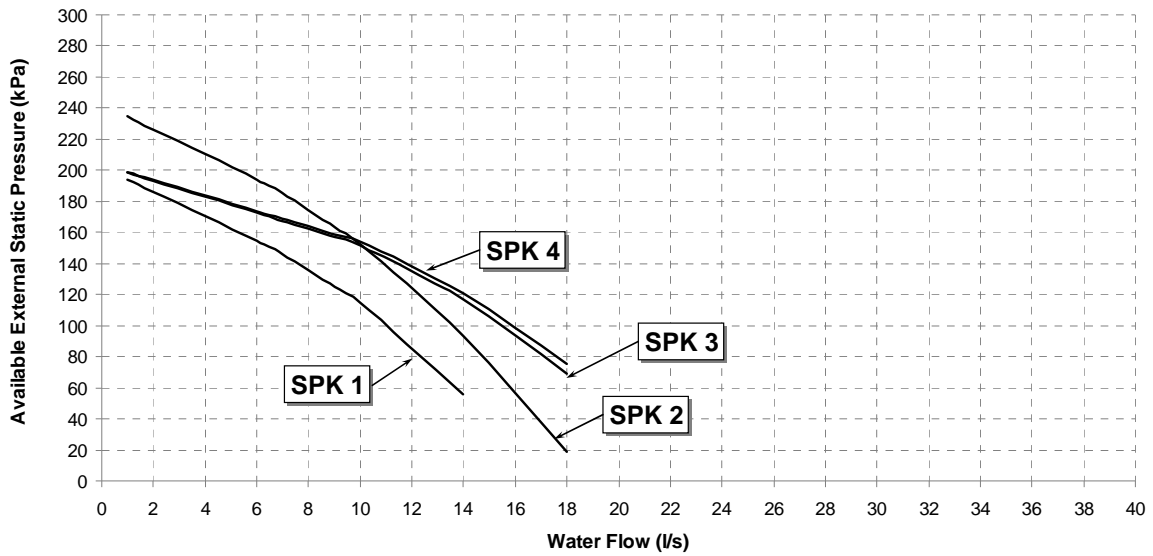
The pressure drop at the selected working condition will be:

$$PD2 \text{ (kPa)} = 5 \text{ (kPa)} \times$$

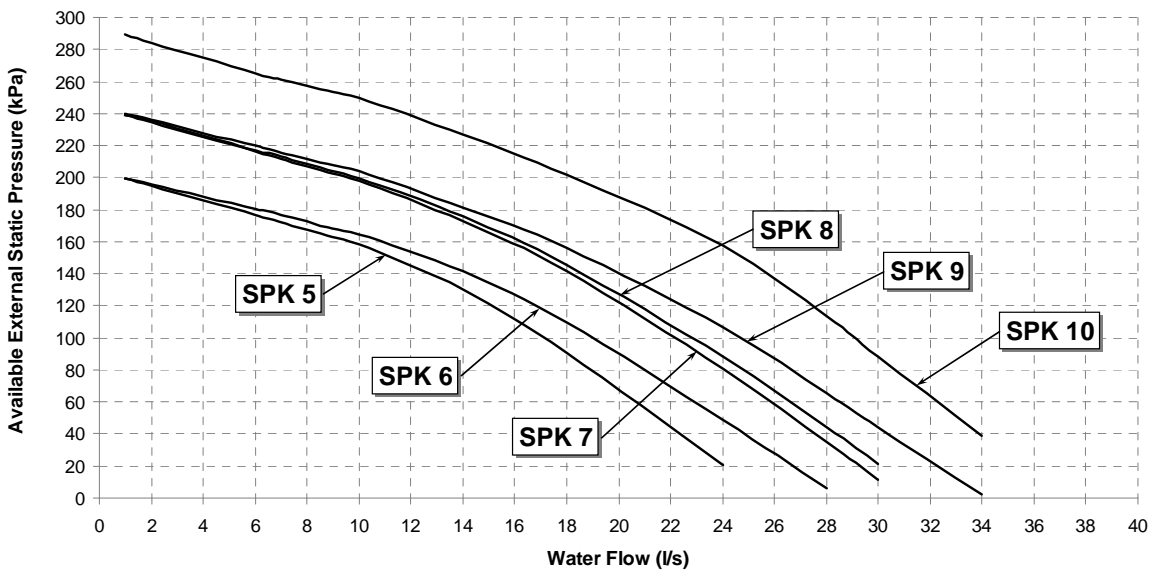
$$PD2 \text{ (kPa)} = 3 \text{ (kPa)}$$

Water Pump Kit

Single Pump (2 poles) - Low Available external static pressure



Single Pump (2 poles) - Low Available external static pressure

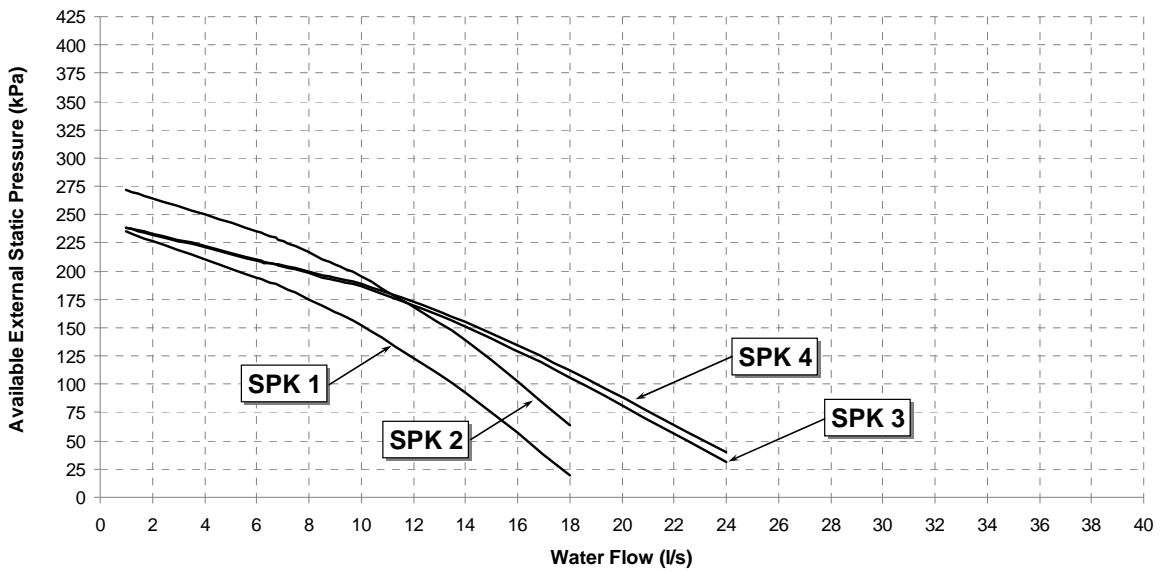


| Pump Kit | SPK1 | SPK2 | SPK3 | SPK4 | | SPK5 | | SPK6 | SPK7 | SPK8 | SPK9 | SPK10 | |
|-----------------|-------|-------|-------|-------|-------|-------|-------|-------|-------|-------|-------|-------|-------|
| Unit size SE-ST | 072.2 | 079.2 | 083.2 | 093.2 | 096.2 | 103.2 | 109.2 | 117.2 | 124.2 | 130.3 | 144.3 | 153.3 | 167.3 |
| Unit size SE-LN | 072.2 | 079.2 | 083.2 | 093.2 | 096.2 | 103.2 | 109.2 | 117.2 | 124.2 | 130.3 | 144.3 | 153.3 | 167.3 |

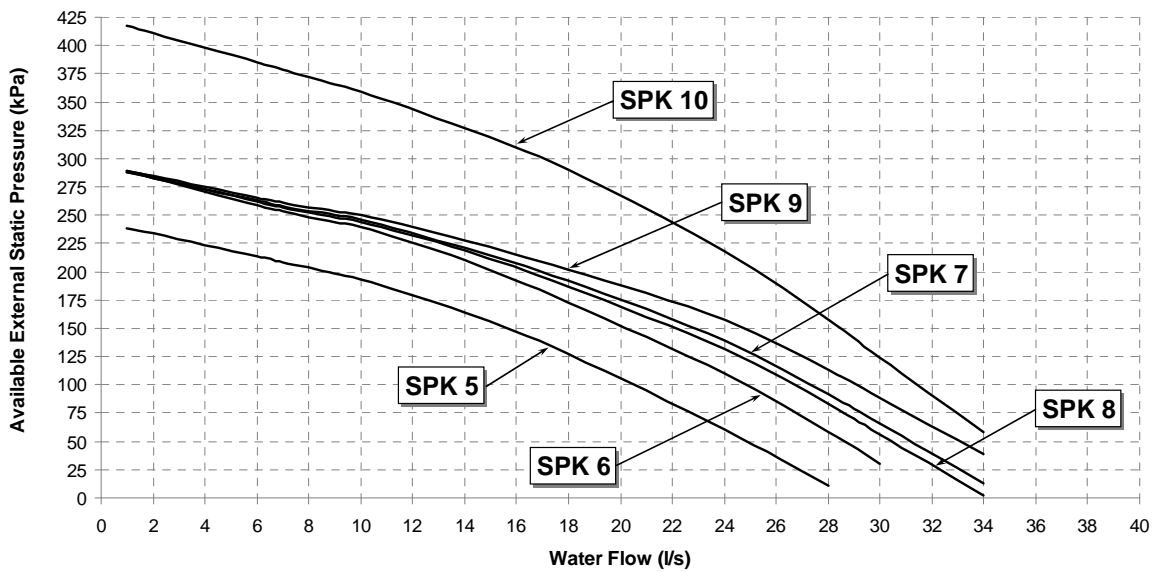
Note

- when using mixture of water and glycol please contact the factory as above specification can change

Single Pump (2 poles) - High Available external static pressure



Single Pump (2 poles) - High Available external static pressure

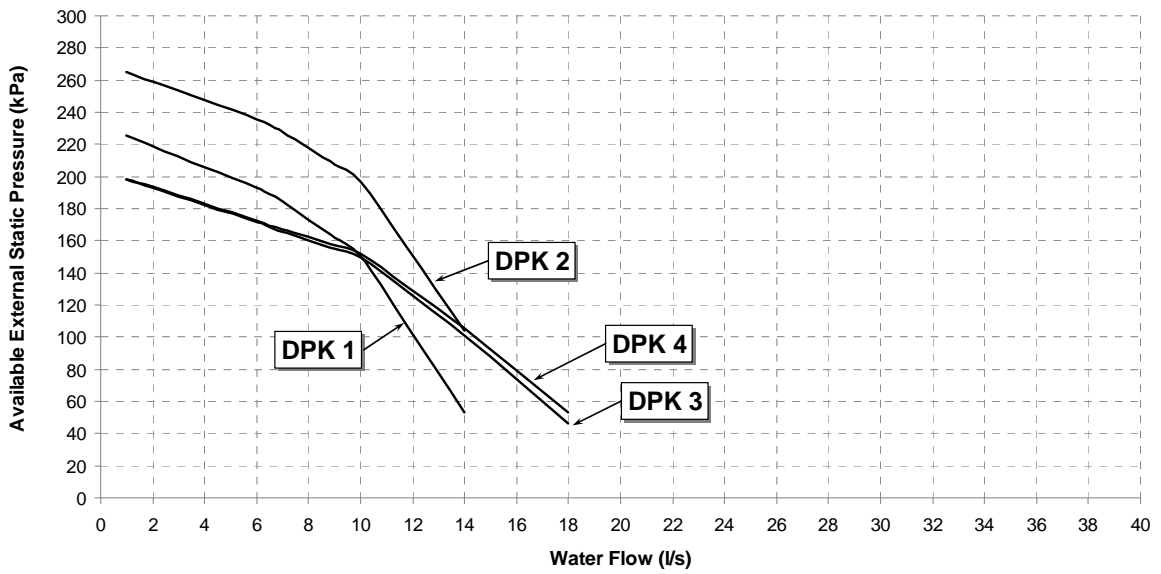


| Pump Kit | SPK1 | SPK2 | SPK3 | SPK4 | | SPK5 | SPK6 | SPK7 | | SPK8 | SPK9 | SPK10 | |
|-----------------|-------|-------|-------|-------|-------|-------|-------|-------|-------|-------|-------|-------|-------|
| Unit size SE-ST | 072.2 | 079.2 | 083.2 | 093.2 | 096.2 | 103.2 | 109.2 | 117.2 | 124.2 | 130.3 | 144.3 | 153.3 | 167.3 |
| Unit size SE-LN | 072.2 | 079.2 | 083.2 | 093.2 | 096.2 | 103.2 | 109.2 | 117.2 | 124.2 | 130.3 | 144.3 | 153.3 | 167.3 |

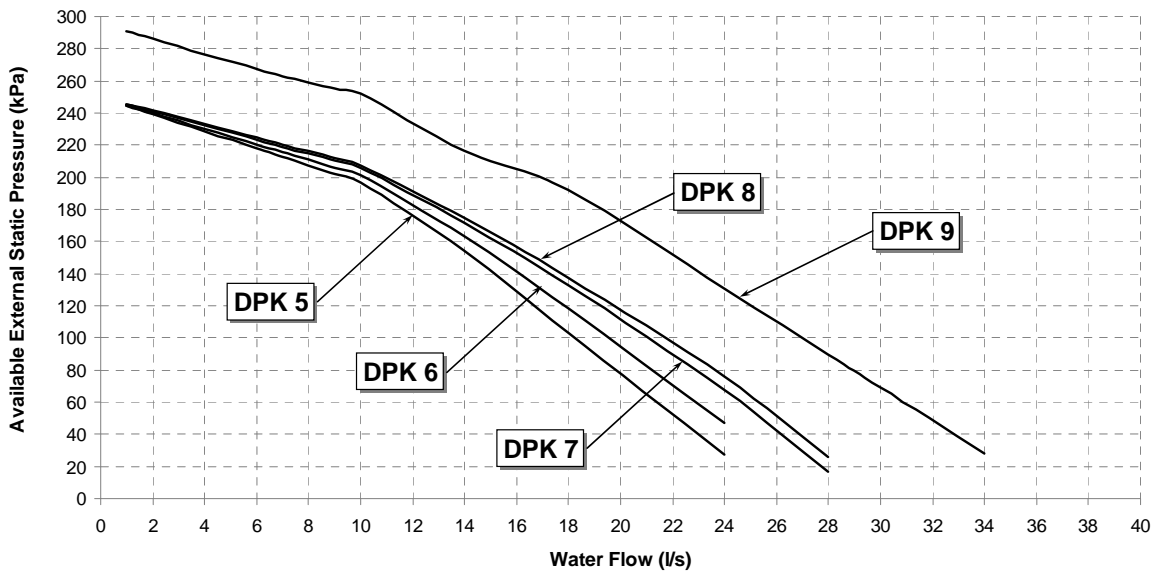
Note

- when using mixture of water and glycol please contact the factory as above specification can change

Twin Pump (2 poles) - Low Available external static pressure



Twin Pump (2 poles) - Low Available external static pressure

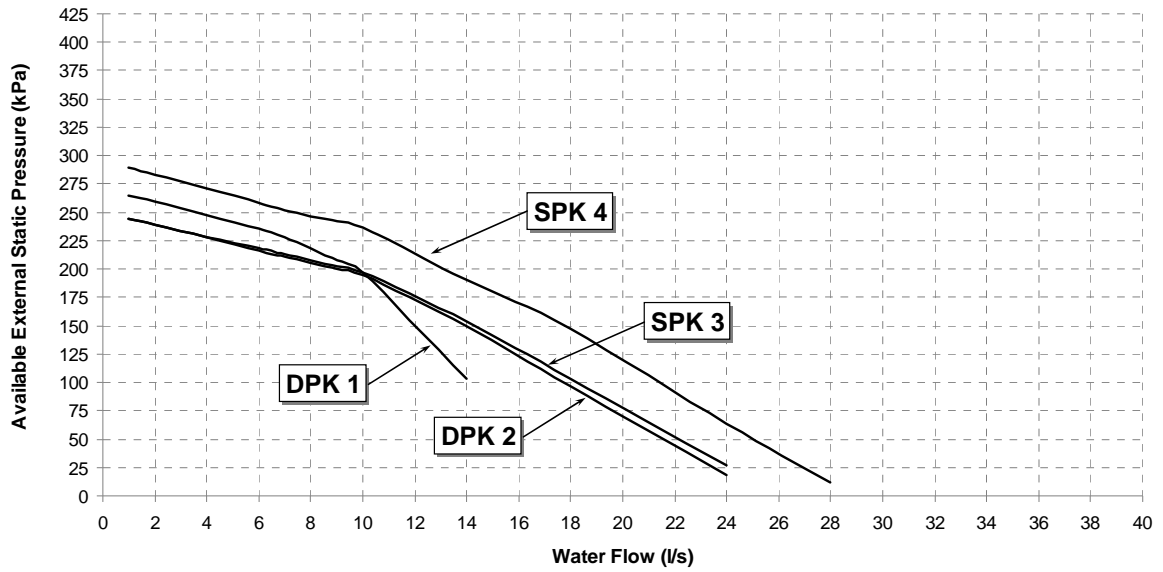


| Pump Kit | DPK1 | DPK2 | DPK3 | DPK4 | DPK5 | DPK6 | | DPK7 | | DPK8 | DPK9 | | |
|-----------------|-------|-------|-------|-------|-------|-------|-------|-------|-------|-------|-------|-------|-------|
| Unit size SE-ST | 072.2 | 079.2 | 083.2 | 093.2 | 096.2 | 103.2 | 109.2 | 117.2 | 124.2 | 130.3 | 144.3 | 153.3 | 167.3 |
| Unit size SE-LN | 072.2 | 079.2 | 083.2 | 093.2 | 096.2 | 103.2 | 109.2 | 117.2 | 124.2 | 130.3 | 144.3 | 153.3 | 167.3 |

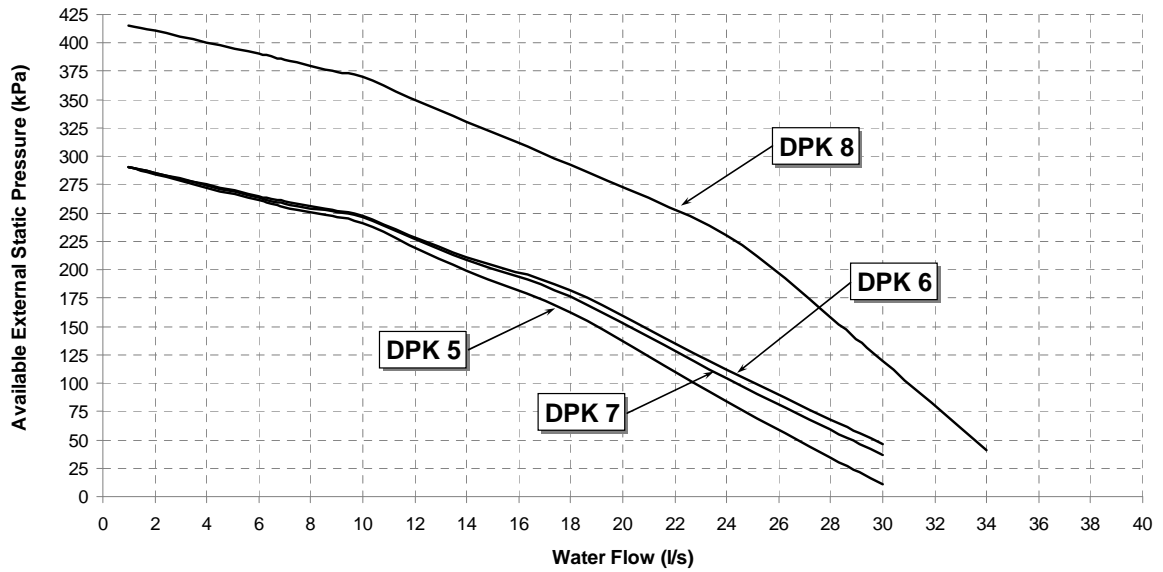
Note

- when using mixture of water and glycol please contact the factory as above specification can change

Twin Pump (2 poles) - High Available external static pressure



Twin Pump (2 poles) - High Available external static pressure



| Pump Kit | DPK1 | DPK2 | | DPK3 | DPK4 | DPK5 | | DPK6 | | DPK7 | DPK8 | | |
|-----------------|-------|-------|-------|-------|-------|-------|-------|-------|-------|-------|-------|-------|-------|
| Unit size SE-ST | 072.2 | 079.2 | 083.2 | 093.2 | 096.2 | 103.2 | 109.2 | 117.2 | 124.2 | 130.3 | 144.3 | 153.3 | 167.3 |
| Unit size SE-LN | 072.2 | 079.2 | 083.2 | 093.2 | 096.2 | 103.2 | 109.2 | 117.2 | 124.2 | 130.3 | 144.3 | 153.3 | 167.3 |

Note

- when using mixture of water and glycol please contact the factory as above specification can change

Water Pump Kit - Technical Information

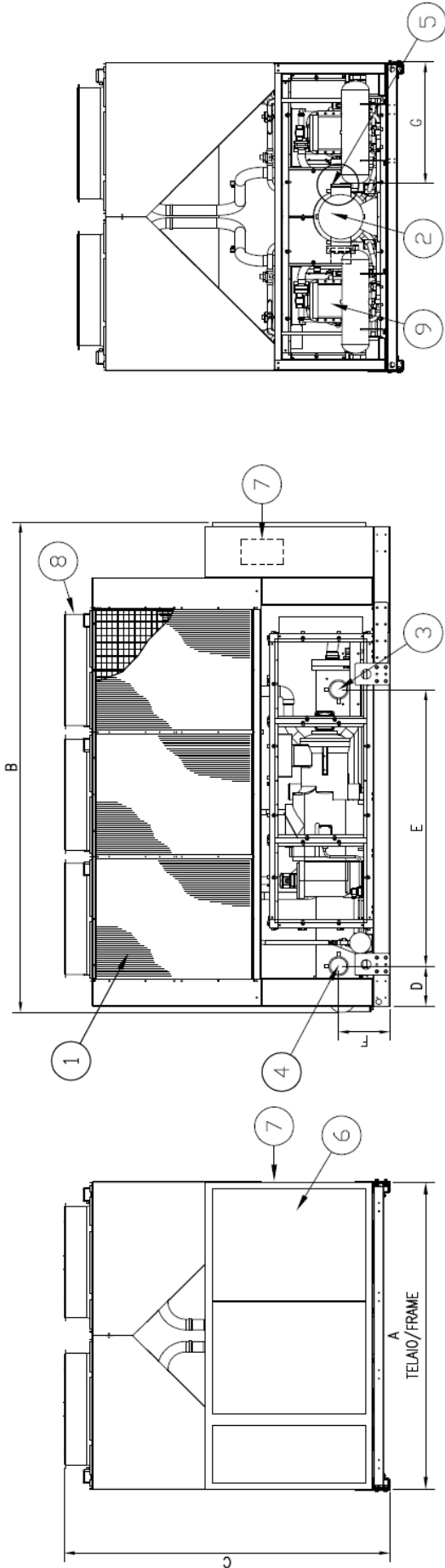
| | | Pump Motor Power (kW) | Pump Motor Current (A) | Power supply (V-ph-Hz) | PN | Motor Protection | Insulation (Class) | Working Temp. (°C) |
|---|--------|-----------------------|------------------------|------------------------|----|------------------|--------------------|--------------------|
| Single Pump Low Available Static Pressure | SPK 1 | 2.2 | 5.0 | 400V-3ph-50hz | 10 | IP55 | Class F | -10 ÷ 130 |
| | SPK 2 | 3.0 | 6.3 | 400V-3ph-50hz | 10 | IP55 | Class F | -10 ÷ 130 |
| | SPK 3 | 4.0 | 7.7 | 400V-3ph-50hz | 10 | IP55 | Class F | -10 ÷ 130 |
| | SPK 4 | 4.0 | 7.7 | 400V-3ph-50hz | 10 | IP55 | Class F | -10 ÷ 130 |
| | SPK 5 | 4.0 | 7.7 | 400V-3ph-50hz | 10 | IP55 | Class F | -10 ÷ 130 |
| | SPK 6 | 4.0 | 7.7 | 400V-3ph-50hz | 10 | IP55 | Class F | -10 ÷ 130 |
| | SPK 7 | 5.5 | 10.4 | 400V-3ph-50hz | 10 | IP55 | Class F | -10 ÷ 130 |
| | SPK 8 | 5.5 | 10.4 | 400V-3ph-50hz | 10 | IP55 | Class F | -10 ÷ 130 |
| | SPK 9 | 5.5 | 10.4 | 400V-3ph-50hz | 10 | IP55 | Class F | -10 ÷ 130 |
| | SPK 10 | 7.5 | 13.9 | 400V-3ph-50hz | 10 | IP55 | Class F | -10 ÷ 130 |
| Single Pump High Available Static Pressure | SPK 1 | 3.0 | 6.3 | 400V-3ph-50hz | 10 | IP55 | Class F | -10 ÷ 130 |
| | SPK 2 | 4.0 | 7.7 | 400V-3ph-50hz | 10 | IP55 | Class F | -10 ÷ 130 |
| | SPK 3 | 5.5 | 10.4 | 400V-3ph-50hz | 10 | IP55 | Class F | -10 ÷ 130 |
| | SPK 4 | 5.5 | 10.4 | 400V-3ph-50hz | 10 | IP55 | Class F | -10 ÷ 130 |
| | SPK 5 | 5.5 | 10.4 | 400V-3ph-50hz | 10 | IP55 | Class F | -10 ÷ 130 |
| | SPK 6 | 7.5 | 13.9 | 400V-3ph-50hz | 10 | IP55 | Class F | -10 ÷ 130 |
| | SPK 7 | 7.5 | 13.9 | 400V-3ph-50hz | 10 | IP55 | Class F | -10 ÷ 130 |
| | SPK 8 | 7.5 | 13.9 | 400V-3ph-50hz | 10 | IP55 | Class F | -10 ÷ 130 |
| | SPK 9 | 7.5 | 13.9 | 400V-3ph-50hz | 10 | IP55 | Class F | -10 ÷ 130 |
| | SPK 10 | 11.0 | 20.2 | 400V-3ph-50hz | 10 | IP55 | Class F | -10 ÷ 130 |

| | | Pump Motor Power (kW) | Pump Motor Current (A) | Power supply (V-ph-Hz) | PN | Motor Protection | Insulation (Class) | Working Temp. (°C) |
|---|-------|-----------------------|------------------------|------------------------|----|------------------|--------------------|--------------------|
| Double Pump Low Available Static Pressure | DPK 1 | 3.0 | 6.3 | 400V-3ph-50hz | 10 | IP55 | Class F | -10 ÷ 130 |
| | DPK 2 | 4.0 | 7.7 | 400V-3ph-50hz | 10 | IP55 | Class F | -10 ÷ 130 |
| | DPK 3 | 4.0 | 7.7 | 400V-3ph-50hz | 10 | IP55 | Class F | -10 ÷ 130 |
| | DPK 4 | 4.0 | 7.7 | 400V-3ph-50hz | 10 | IP55 | Class F | -10 ÷ 130 |
| | DPK 5 | 5.5 | 10.4 | 400V-3ph-50hz | 10 | IP55 | Class F | -10 ÷ 130 |
| | DPK 6 | 5.5 | 10.4 | 400V-3ph-50hz | 10 | IP55 | Class F | -10 ÷ 130 |
| | DPK 7 | 5.5 | 10.4 | 400V-3ph-50hz | 10 | IP55 | Class F | -10 ÷ 130 |
| | DPK 8 | 5.5 | 10.4 | 400V-3ph-50hz | 10 | IP55 | Class F | -10 ÷ 130 |
| | DPK 9 | 7.5 | 13.9 | 400V-3ph-50hz | 10 | IP55 | Class F | -10 ÷ 130 |
| Double Pump High Available Static Pressure | DPK 1 | 4.0 | 7.7 | 400V-3ph-50hz | 10 | IP55 | Class F | -10 ÷ 130 |
| | DPK 2 | 5.5 | 10.4 | 400V-3ph-50hz | 10 | IP55 | Class F | -10 ÷ 130 |
| | DPK 3 | 5.5 | 10.4 | 400V-3ph-50hz | 10 | IP55 | Class F | -10 ÷ 130 |
| | DPK 4 | 7.5 | 13.9 | 400V-3ph-50hz | 10 | IP55 | Class F | -10 ÷ 130 |
| | DPK 5 | 7.5 | 13.9 | 400V-3ph-50hz | 10 | IP55 | Class F | -10 ÷ 130 |
| | DPK 6 | 7.5 | 13.9 | 400V-3ph-50hz | 10 | IP55 | Class F | -10 ÷ 130 |
| | DPK 7 | 7.5 | 13.9 | 400V-3ph-50hz | 10 | IP55 | Class F | -10 ÷ 130 |
| | DPK 8 | 11.0 | 20.2 | 400V-3ph-50hz | 10 | IP55 | Class F | -10 ÷ 130 |
| | DPK 9 | 11.0 | 20.2 | 400V-3ph-50hz | 10 | IP55 | Class F | -10 ÷ 130 |

Note

- when using mixture of water and glycol please contact the factory as above specification can change

Dimensions McEnergy HPI “Extension” SE ST / LN



| Size | Dimensions | | | | | | | | | |
|-------|------------|------|------|-----|------|-----|-----|------|-----|----|
| | A | B | C | D | E | F | G | Fans | | |
| 072.2 | 2254 | 3547 | 2335 | 288 | 2000 | 449 | 852 | 852 | 852 | 6 |
| 079.2 | 2254 | 3547 | 2335 | 288 | 2000 | 449 | 852 | 852 | 852 | 6 |
| 083.2 | 2254 | 3547 | 2335 | 288 | 2000 | 449 | 852 | 852 | 852 | 6 |
| 093.2 | 2254 | 4381 | 2335 | 290 | 2000 | 449 | 852 | 852 | 852 | 8 |
| 096.2 | 2254 | 4381 | 2335 | 290 | 2000 | 449 | 852 | 852 | 852 | 8 |
| 103.2 | 2254 | 4381 | 2335 | 290 | 2000 | 449 | 852 | 852 | 852 | 8 |
| 109.2 | 2254 | 4381 | 2335 | 290 | 2000 | 449 | 852 | 852 | 852 | 8 |
| 117.2 | 2254 | 5281 | 2335 | 290 | 2000 | 449 | 852 | 852 | 852 | 10 |
| 124.2 | 2254 | 5281 | 2335 | 290 | 2000 | 449 | 852 | 852 | 852 | 10 |
| 130.3 | 2254 | 6583 | 2335 | 290 | 2000 | 449 | 852 | 852 | 852 | 12 |
| 144.3 | 2254 | 6583 | 2335 | 451 | 1973 | 503 | 809 | 809 | 809 | 12 |
| 153.3 | 2254 | 6583 | 2335 | 451 | 1973 | 503 | 809 | 809 | 809 | 12 |
| 167.3 | 2254 | 6583 | 2335 | 451 | 1973 | 503 | 809 | 809 | 809 | 12 |

Legend

- 1 - Air heat exchanger (condenser – evaporator)
- 2 - Water heat exchanger (evaporator – condenser)
- 3 - Evaporator water inlet
- 4 - Evaporator water outlet
- 5 - Victaulic connection
- 6 - Electrical control panel
- 7 - Slot for power and control connection
- 8 - Fan
- 9 - Compressor

Installation notes

Warning

Installation and maintenance of the unit must be performed only by qualified personnel who have knowledge with local codes and regulations, and experience with this type of equipment. Must be avoided the unit installation in places that could be considered dangerous for all the maintenance operations.

Handling

Care should be taken to avoid rough handling or shock due to dropping the unit. Do not push or pull the unit from anything other than the base frame. Never allow the unit to fall during unloading or moving as this may result in serious damage. To lift the unit, rings are provided in the base frame of the unit. Spreader bar and cables should be arranged to prevent damage to the condenser coil or unit cabinet.

Location

The units are produced for outside installation on roofs, floors or below ground level on condition that the area is free from obstacles for the passage of the condenser air. The unit should be positioned on solid foundations and perfectly level; in the case of installation on roofs or floors, it may be advisable to arrange the use of suitable weight distribution beams. When the units are installed on the ground, a concrete base at least 250 mm wider and longer than the unit's footprint should be laid. Furthermore, this base should withstand the unit weight mentioned in the technical data table.

Space requirements

The units are air-cooled, then it is important to respect the minimum distances which guarantee the best ventilation of the condenser coils. Limitations of space reducing the air flow could cause significant reductions in cooling capacity and an increase in electricity consumption.

To determinate unit placement, careful consideration must be given to assure a sufficient air flow across the condenser heat transfer surface. Two conditions must be avoided to achieve the best performance: warm air recirculation and coil starvation.

Both these conditions cause an increase of condensing pressures that result in reductions in unit efficiency and capacity. Moreover the unique microprocessor has the ability to calculate the operating environment of the air cooled chiller and the capacity to optimize its performance staying on-line during abnormal conditions.

Each side of the unit must be accessible after installation for periodic service. Fig.1 shows you minimum recommended clearance requirements.

Vertical condenser air discharge must be unobstructed because the unit would have its capacity and efficiency significantly reduced.

If the units are positioned in places surrounded by walls or obstacles of the same height as the units, the units should be at least 2500 mm from obstacles (Fig.2). In the event the obstacles are higher than the units, the units should be at least 3000 mm from the obstacle (Fig.3). Units installed closer than the minimum recommended distance to a wall or other vertical riser may experience a combination of coil starvation and warm air recirculation, thus causing reduction in unit capacity and efficiency reductions. The microprocessor control is proactive in response "of design condition". In the case of single or compounded influences restricting airflow to the unit, the microprocessor will act to keep the compressor(s) running (at reduced capacity) rather than allowing a shut-off on high discharge pressure.

When two or more units are positioned side by side it is recommended that the condenser coils are at least 3600 mm distance from one another (Fig.4); strong wind could be the cause of air warm recirculation.

For other installation solutions, consult our technicians.

The above recommended information are representative of general installation. A specific evaluation should be done by contractor depending on the case.

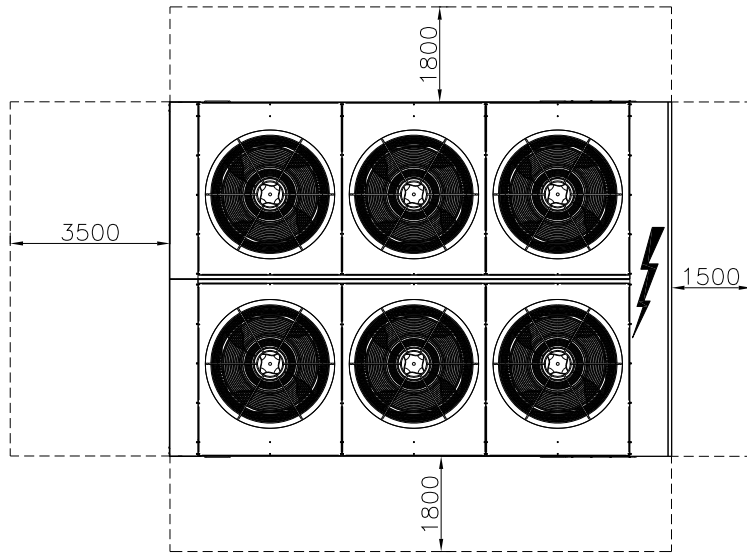


Fig.1 Minimum recommended installation clearances

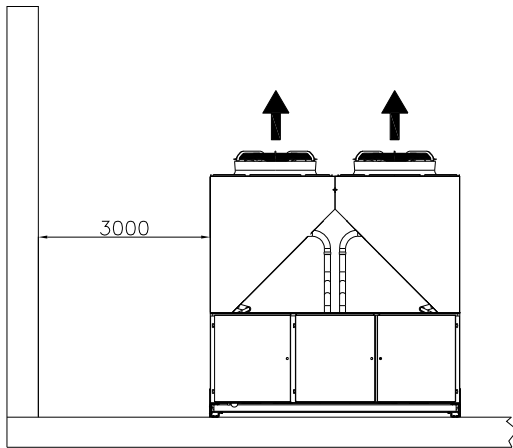


Fig.2

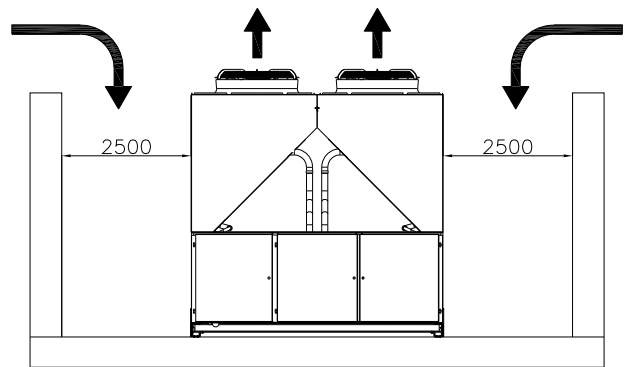


Fig.3

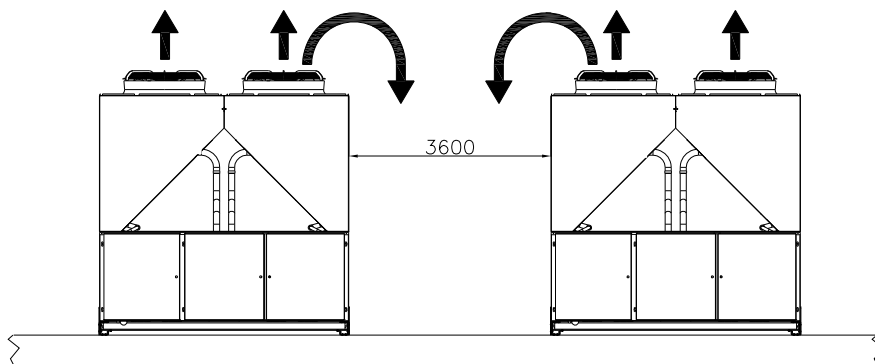


Fig.3

Acoustic protection

When noise level must meet special requirements, it is necessary to pay the maximum attention to ensure the perfect insulation of the unit from the support base by applying appropriate vibration-dampening devices on the unit, on the water pipes and on the electrical connections.

Storage

The environment conditions have to be in the following limits:

| | |
|------------------------------|--------------------|
| Minimum ambient temperature: | -20°C |
| Maximum ambient temperature: | +57°C |
| Maximum R.H.: | 95% not condensing |

Technical Specification for Air to Water Heat Pump

GENERAL

The Air to Water Heat Pump will be designed and manufactured in accordance with following European directives:

| | |
|---------------------------------|----------------------------|
| Rating of chillers | EN 12055 |
| Construction of pressure vessel | 97/23/EC (PED) |
| Machinery Directive | 98/37/EC as modified |
| Low Voltage | 2006/95/EC |
| Electromagnetic Compatibility | 2004/108/EC |
| Electrical & Safety codes | EN 60204-1 / EN 60335-2-40 |
| Manufacturing Quality Stds | UNI – EN ISO 9001:2000 |
| Rating of chillers | EN 12055 |

The unit will be tested at full load in the factory at the nominal working conditions and water temperatures. Before shipment a full test will be held to avoid any losses.

Heat Pump will be delivered to the job site completely assembled and charged with right refrigerant and oil quantity.

Comply with the manufacturer instructions for rigging and handling equipment.

The unit will be able to start up and operate as standard at full load and outside air temperature from °C to °C with an evaporator leaving fluid temperature between °C and 15 °C

All unit's published performances have to be certified by **Eurovent**.

REFRIGERANT

Only HFC 134a will be accepted.

PERFORMANCE

- ✓ Number of air to water heat pumps:
- ✓ Cooling capacity for single air to water heat pump: kW
- ✓ Power input for single air to water heat pump in cooling mode: kW
- ✓ Shell & tube heat exchanger entering water temperature in cooling mode: °C
- ✓ Shell & tube heat exchanger leaving water temperature in cooling mode: °C
- ✓ Shell & tube heat exchanger water flow: l/s
- ✓ Nominal outside working ambient temperature in cooling mode: °C

- ✓ Heating capacity for single air to water heat pump: kW
- ✓ Power input for single air to water heat pump in heating mode: kW
- ✓ Shell & tube heat exchanger entering water temperature in heating mode: °C
- ✓ Shell & tube heat exchanger leaving water temperature in heating mode: °C
- ✓ Shell & tube heat exchanger water flow: l/s
- ✓ Nominal outside working ambient temperature in heating mode: °C

- ✓ The unit should work with electricity in range 400 V ±10%, 3ph, 50Hz without neutral and shall only have one power connection point. The control circuit voltage shall be 24 V maximum, supplied by a factory-installed transformer.

UNIT DESCRIPTION

The unit shall include as standard not less than: two or three independent refrigerant circuits, semi-hermetic rotary single screw compressors, air-cooled variable electrical frequency driver for each compressor (VFD), electronic expansion device (EEXV), refrigerant direct expansion shell & tube heat exchanger, air-cooled condenser section, R134a refrigerant, lubrication system, motor starting components, suction line shut-off

valve, discharge line shut-off valve, control system and all components necessary for safe and stable unit operation.

The unit will be factory assembled on a robust base-frame made of zinc coated steel, protected by an epoxy paint.

NOISE LEVEL AND VIBRATIONS

Sound pressure level at 1 meter distance in free field, semispheric conditions, shall not exceeddB(A). The sound pressure levels must be rated in accordance to ISO 3744.

Other types of rating unacceptable. Vibration level should not exceed 2 mm/s.

DIMENSIONS

Unit dimensions shall not exceed following indications:

- ✓ unit length mm,
- ✓ unit width mm,
- ✓ unit height mm.

HEAT PUMP COMPONENTS

Compressors

- ✓ Semi-hermetic, single-screw type with one main helical rotor meshing with gaterotor. The gaterotor will be constructed of a carbon impregnated engineered composite material. The gaterotor supports will be constructed of cast iron.
- ✓ The oil injection shall be used in order to get high EER (Energy Efficiency Ratio) also at high condensing pressure and low sound pressure levels in each load condition.
- ✓ Refrigerant system differential pressure shall provide oil flow through service replaceable, 0.5 micron, full flow, cartridge type oil filter internal to compressor.
Refrigerant system differential pressure shall provide oil injection on all moving compressor parts to correctly lubricate them. Electrical oil pump lubricating system is not acceptable.
- ✓ The compressor's oil cooling must be realized, when necessary, by refrigerant liquid injection. External dedicated heat exchanger and additional piping to carry the oil from the compressor to heat exchanger and viceversa will be not accepted.
- ✓ The compressor shall be provided with an integrated, high efficiency, cyclonic type oil separator and with built-in oil filter, cartridge type.
- ✓ The compressor shall be direct electrical driven, without gear transmission between the screw and the electrical motor.
- ✓ The compressor casing shall be provided with ports to realize economized refrigerant cycles.
- ✓ Shall be present two thermal protection realized by a thermistor for high temperature protection: one temperature sensor to protect electrical motor and another sensor to protect unit and lubricating oil from high discharge gas temperature.
- ✓ The compressor shall be equipped with an electric oil-crankcase heater.
- ✓ Compressor shall be fully field serviceable. Compressor that must be removed and returned to the factory for service shall be unacceptable.

Cooling capacity control system

- ✓ Each unit will have a microprocessor for the control of compressor inverter position and the instantaneous RPM value of the motor.
- ✓ The unit capacity control shall be infinitely modulating, both in cooling and in heating mode, from 100% down to 30% for each compressor (from 100% down to 13% of full load for units with 2 compressors and 9% of full load for units with 3 compressors).
- ✓ Step unloading unacceptable because of evaporator leaving water temperature fluctuation and low unit efficiency at partial load.

- ✓ The system shall stage the unit based on the leaving evaporator water temperature that shall be controlled by a PID (Proportional Integral Derivative) loop.
- ✓ Unit control logic shall to manage frequency level of the compressor electric motor to exactly match plant load request in order to keep constant the set point for delivered chilled or hot water temperature.
- ✓ In this operating condition unit control logic shall modulate electrical frequency level in a range lower and upper the nominal electrical network value fixed at 50 Hz.
- ✓ The microprocessor unit control shall detect conditions that approach protective limits and take self-corrective action prior to an alarm occurring. The system shall automatically reduce chiller capacity when any of the following parameters are outside their normal operating range:
 - High condenser pressure
 - Low evaporation refrigerant temperature
 - High compressor motor amps
- ✓ Ait ro water heat pump shall be able to deliver heating capacity (with -5°C outside ambient temperature) close to its nominal cooling capacity related at +35°C outside ambient temperature with +7°C for set-point of the leaving evaporator chilled water. In this condition unit shall be able to deliver 45°C hot water.

Unit-Mounted Variable Frequency Driver (VFD) and Electrical Requirement

- ✓ All interconnecting wiring between the VFD and the chiller shall be factory-installed. Customer electrical connection for compressor motor power shall be limited to main power leads to the single point power connection located into electrical panel.
- ✓ The VFD shall be air cooled type. Water cooled design or refrigerant cooled design are not acceptable.
- ✓ The VFD full load efficiency shall meet or exceed 97% at 100% VFD rated ampacity.
- ✓ Base motor frequency shall permit motor to be utilized at nameplate voltage. Adjustable frequency range, monitored by unit's microprocessor control, shall permit a stable unit capacity control down to 13% (9% with 3 compressor unit) without hot-gas bypass.
- ✓ Starting current for the compressor shall not exceed nominal compressor load amps.
- ✓ Unit power factor shall be not less than 0.95 on entire unit capacity range, from 100% down to 13% (9% with 3 compressor unit).

Evaporator

- ✓ The units shall be supplied with shell and tubes counter-flow heat exchanger with single refrigerant pass. It will be refrigerant direct expansion type with refrigerant inside the tubes and water outside (shell side). It will include carbon steel tube sheets, with straight copper tubes internally wound for higher efficiencies, expanded on the tube plates.
- ✓ The external shell shall be linked with an electrical heater to prevent freezing down to -28°C ambient temperature, commanded by a thermostat and shall be insulated with flexible, closed cell polyurethane insulation material (10-mm thick).
- ✓ The evaporator will have 2 circuits, one for each compressor and shall be single refrigerant pass.
- ✓ The water connections shall be VICTAULIC type connections as standard to ensure quick mechanical disconnection between the unit and the hydronic network.
- ✓ Evaporator is manufactured in accordance to PED approval.

Condenser coil

- ✓ The condenser coils are constructed with internally finned seamless copper tubes having a "W" configuration and arranged in a staggered row pattern and mechanically expanded into lanced and rippled aluminium fins with full fin collars for higher efficiencies. The space between the fins are given by a collar that will increase the surface area in connection with the tubes, protecting them from ambient corrosion.
- ✓ The coils will have an integral subcooler circuit that provides sufficient subcooling to effectively eliminate the possibility of liquid flashing and increase the unit's efficiency of 5-7% without increasing in power absorption.
- ✓ The condenser coil shall be leak-tested and submitted to a pressure test with dry air.

Condenser fans

- ✓ The fans used in conjunction with the condenser coils, shall be helical type with aerofoil blades for higher efficiencies and lower noise. Each fan shall be protected by a fan guard.
- ✓ The air discharge shall be vertical and each fan must be coupled to the electrical motor, supplied as standard to IP54 and capable to work to ambient temperatures of - 20°C to + 55°C.
- ✓ They shall have individual overload protection via a disconnect switch.

Refrigerant circuit

- ✓ The unit must have refrigerant circuits completely independent of each other with one compressor and one variable electrical frequency driver per circuit (VFD).
- ✓ Each circuit shall include as standard: electronic expansion device piloted by unit's microprocessor control, compressor discharge shut-off valve, suction line shut-off valve, 4-way valve to reverse refrigerant cycle into the unit, liquid line shut-off valve with charging connection, replaceable core filter-drier, sight glass with moisture indicator and insulated suction line.

Condensation control

- ✓ The units will be provided with an automatic control for condensing pressure which ensures the working at low external temperatures down to +10 °C, thanks the ON/OFF of the condenser fans, to maintain condensing pressure. Fan speed control, to allow unit's operation with very low ambient temperature (-18°C), should be available as option.
- ✓ Automatic compressor unloading when abnormal high condensing pressure is detected to prevent the shutdown of the refrigerant circuit (shutdown of the unit) due to a high-pressure fault.

Low Noise unit options (on request)

- ✓ The unit compressors shall be connected with unit's metal baseframe by rubber antivibration supports to prevent the transmission of vibrations to all metal unit structure and so to control the unit noise.
- ✓ The discharge and suction lines shall be provided with mufflers to eliminate vibration and so to reduce the noise unit emission.
- ✓ The chiller shall be provided with an acoustically compressor enclosure. This enclosure shall be realized with a light, corrosion resisting aluminium structure and metal panels. The compressors sound-proof enclosure shall be internally fitted with flexible, multi layer, high density materials. The middle layer is 3 mm, very high density and high efficiency noise reduction material. The enclosure shall be carefully assembled to avoid decreasing of its noise reduction power.
- ✓ The chiller shall be provided with very low speed condenser fans and with an improved condenser section.

Control panel

- ✓ Field power connection, control interlock terminals, and unit control system should be centrally located in an electric panel (IP 54). Power and starting controls should be separate from safety and operating controls in different compartments of the same panel.
- ✓ Starting will be star/delta type.
- ✓ Power and starting controls should include fuses and contactors for each compressor winding and fan motors. Operating and safety controls should include energy saving control; emergency stop switch; overload protection for compressor motor; high and low pressure cut-out switch (for each refrigerant circuit); anti-freeze thermostat; cut-out switch for each compressor.
- ✓ All of the information regarding the unit will be reported on a display and with the internal built-in calendar and clock that will switch the unit ON/OFF during day time all year long.
- ✓ The following features and functions shall be included:
 - resetting chilled water temperature by controlling the return water temperature or by a remote 4-20 mA DC signal or by controlling the external ambient temperature;
 - soft load function to prevent the system from operating at full load during the chilled fluid pulldown period;
 - password protection of critical parameters of control;

- start-to-start and stop-to-start timers to provide minimum compressor off-time with maximum motor protection;
- communication capability with a PC or remote monitoring;
- discharge pressure control through intelligent cycling of condenser fans;
- lead-lag selection by manual or automatically by circuit run hours;
- double set point for brine unit version;
- scheduling via internal time clock to allow programming of a yearly start-stop schedule accommodating weekends and holidays.

Optional High Level Communications Interface

The controller as a minimum shall be capable of providing the data shown in the above list and document entitled McQuaycomms, using the following options:

- | | |
|-----------------|--|
| <u>Option A</u> | RS485 Serial card |
| <u>Option B</u> | RS232 Serial card |
| <u>Option C</u> | LonWorks interface to FTT10A Transceiver |
| <u>Option D</u> | Bacnet Compatible |

“The present publication is drawn up by of information only and does not constitute an offer binding upon McQuay. McQuay has compiled the content of this publication to the best of its knowledge. No express or implied warranty is given for the completeness, accuracy, reliability or fitness for particular purpose of its content, and the products and services presented therein. Specification are subject to change without prior notice. McQuay explicitly rejects any liability for any direct or indirect damage, in the broadest sense, arising from or related to the use and/or interpretation of this publication. All content is copyrighted by McQuay.”

McQuay partecipa al programma di
Certificazione Eurovent.
I prodotti interessati figurano nella Guida
Eurovent dei Prodotti Certificati.



McQuay is participating in the Eurovent
Certification Programme
Product are as listed in the Eurovent
Directory of Certified Products

McQuay[®]
International

McQuay Italia S.P.A.
Via Piani di Santa Maria, 72 – 00040 Ariccia (Roma) Italia – Tel. (06) 937311 – Fax (06) 9374014
www.mcquayeuropa.com