

FlowCon A / AB / ABV



The “Adjustable” Automatic Flow Control Valves

FLOW

FlowCon A, AB and ABV

Dynamic Balancing Valve with Adjustable Flow Cartridge



The FlowCon A, AB and ABV automatic balancing valves are designed for balancing heating and air-conditioning terminal units by providing a constant flow rate with the added feature of being adjustable.

With these automatic balancing valves flow can be controlled with one of two different cartridges; either an internal composite cartridge or an externally adjustable E-JUST cartridge. Both cartridge-types keep the flow rate constant, even with system pressure conditions changing.

The main difference between these and other automatic balancing valves is that each flow control cartridge can be easily adjusted to a new flow rate if necessary.

Standard Composite Cartridge

The standard composite cartridge is easily removed from the valve body and adjusted to one of eight different flow rates by means of an Allen Wrench. There are 14 different adjustable cartridges, totalling nearly 100 different flow rates available for valve sizes 1/2" to 1 1/2".

E-JUST Cartridge

The E-JUST cartridge can be externally adjusted to one of 41 flow rates even when the system is operating. The E-JUST cartridge is tamper-proof since adjustment is carried out by means of a special FlowCon key. Further the setting can be sealed with a top cover.

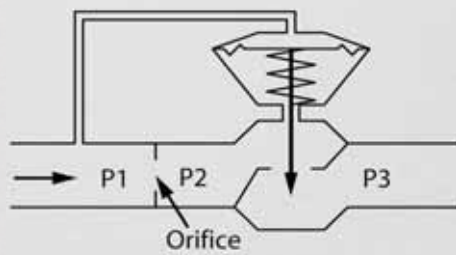
Features and Benefits

- **Automatic balancing**, the correct flow rate for each circuit is achieved automatically.
- **Dynamic balancing**, the correct flow rate is maintained as each valve compensates for pressure fluctuations in the system.
- **Field adjustable**, flow rate can be changed on demand, either internally or externally adjustment.
- **Elimination of branch or "partner" balancing valves** which results in fewer total valves used in each project.
- **Easily accessible cartridge** for flow rate adjustment or maintenance.
- **Accuracy** of $\pm 10\%$ or 0.088 GPM (standard composite cartridge) alternatively $\pm 5\%$ of controlled flow rate or $\pm 2\%$ of maximum flow rate (E-JUST cartridge).
- **Built-in isolation ball valve** (FlowCon ABV).
- **Pressure/temperature measurement plugs** available for verifying operating differential pressure or checking ΔT across the coil (FlowCon AB/ABV).
- **Double union end connection** for ease of installation and wide selection of end fittings (FlowCon ABV) or **fixed female threaded ends** (FlowCon A/AB).



Principle of Cartridge Operation

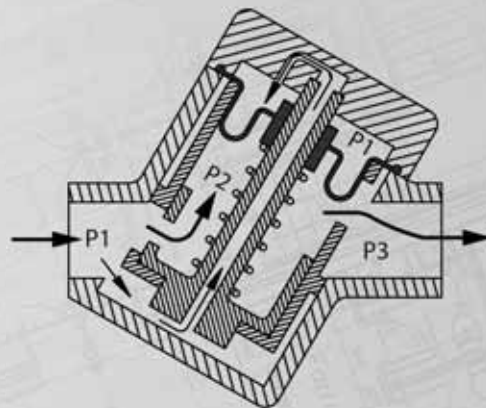
The flow control cartridge of FlowCon A/AB/ABV contains two interacting components; one that has an adjustable orifice, and one that regulates the pressure differential across the adjustable orifice.



For the FlowCon A/AB/ABV, the principle of operation is shown above and the principle of construction is shown to the right. P1 and P3 are system pressures, $P1 - P3$ is the total pressure drop across the valve. P2 is set by the diaphragm acting in reaction to P1 in the upper diaphragm chamber. Interacting with the spring, $P1 - P2$ remains constant, keeping a constant ΔP across the orifice areas. The result is a constant flow rate through the valve, independent of pressure fluctuations.

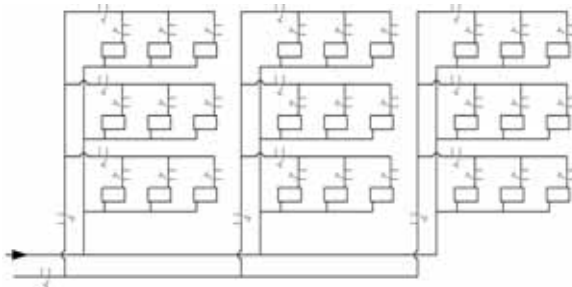
Below its pressure differential range, the valve acts as a fixed orifice. This allows a temperature control valve in the same circuit to operate with valve authority up to the set flow rate maximum.

In case the differential pressure is higher than the defined max. ΔP for the cartridge, the diaphragm may be damaged.



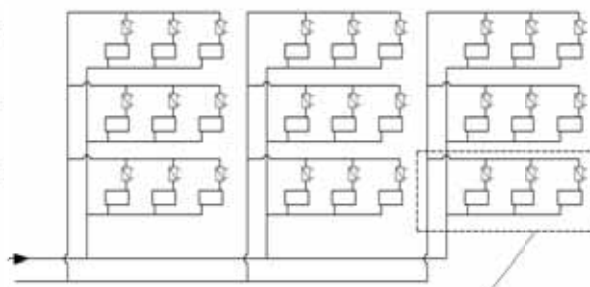
Automatic vs. Manual System Layout Comparison

Manually balanced system.

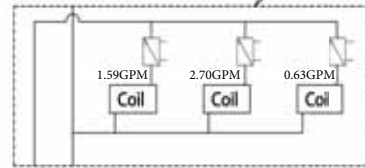


Total number of valves (manual) 40.

Automatic balanced system.



Total number of valves (automatic) 27.



In addition to terminal unit valves, manual balancing requires "partner valves" located on the branches, raisers and main.

Each branch is automatically balanced due to the correct balance of each coil. Sum total of 4.92 GPM (branch).

NOTE: The location of the FlowCon A/AB/ABV does not require lengths of pipe before or after the valve.

Technical Data

For further information and part number selection please see FlowCon tech note and the catalogue: FlowCon Cartridges. For latest updates please see www.flowcon.com.

	A/AB 1/2" and 3/4" ABV 1/2"-1"	AB 1" and 1 1/4" ABV 1"-1 1/2"	AB 1 1/2"-2"
Static Pressure (kPa) (psi)	2500 360		
Temperature Rating (media/ambient) (°C) (°F)	-20 to +120 / 0 to +50 -4 to +248 / +32 to +122		
Pressure Drop Data	NOTE: For pump head calculations, add the minimum pressure differential for the index circuit to the other components pressure losses (i.e. valves, coil, etc.)		
Valve Body (Kv-value) (Cv-value)	2.6 3.0	12.5 14.5	26.1 30.4

Standard Composite Cartridge	ABV1.Y.x grey/red/blue/black/green	ABV1.G.x grey/red/blue/black/green	ABV2.X.x red/white	ABV2.C.x red/white	ABV2.D.x red/white	N/A
Cartridge Size (mm) (inch)	20 3/4"	20 3/4"	40 1 1/2"	40 1 1/2"	40 1 1/2"	
Pressure (kPaD) Differential (psid)	15-130 2.2-18.9	30-400 4.4-58	15-130 2.2-18.9	22-300 3.2-43.5	30-410 4.4-59.5	
Flow Rate (l/sec) (GPM)	0.0081-0.273 0.128-4.33	0.0117-0.408 0.185-6.46	0.17-0.85 2.69-13.5	0.23-1.21 3.65-19.2	0.27-1.43 4.28-22.7	

E-JUST Cartridge	E-JUST1.Y.x black/green	E-JUST1.Y.R red	E-JUST1.G.R red	E-JUST1.G.x black/green	E-JUST2.Y.G green	E-JUST3.G.B black
Cartridge Size (mm) (inch)	20 3/4"	20 3/4"	20 3/4"	20 3/4"	40 1 1/2"	50 2"
Pressure (kPaD) Differential (psid)	17-210 2.5-30	17-200 2.5-29	30-400 4.4-58	35-400 5.1-58	17-400 2.5-58	20-400 2.9-58
Flow Rate (l/sec) (GPM)	0.0278-0.169 0.44-2.68	0.0767-0.229 1.22-3.60	0.113-0.352 1.79-5.57	0.0383-0.249 0.607-3.95	0.149-1.62 2.36-25.6	0.883-4.48 14.0-70.9



www.flowcon.com

DENMARK
FlowCon International A/S
flowcon

DUBAI
FlowCon Int. ME LLC
me

USA
FlowCon Americas LLC
usa

BRASIL
FlowCon Latin America Ltda
la

SINGAPORE
FlowCon Int. Asia office
asia