

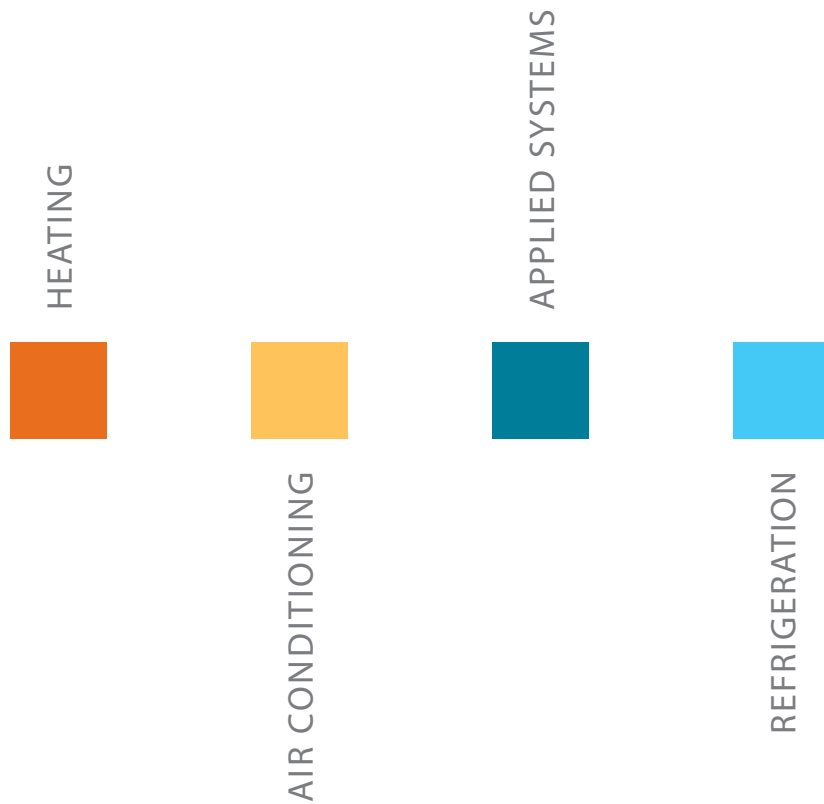
# General Catalogue 2013

GENERAL CATALOGUE 2013



RESIDENTIAL / COMMERCIAL / INDUSTRIAL  
SOLUTIONS

# Make your world a better place



Our mission, and the essence of our existence, is to identify and realise our customers' future needs and dreams, even those that they themselves may not yet be aware of. We can accomplish this goal by paying careful attention to changes in social trends and conducting extensive marketing to win the hearts and minds of customers. It is essential that we offer customers optimum convenience and comfort that are always one step ahead of our competitors by providing customers with the highest quality products, materials, and services for which we, as a manufacturer, will be absolutely responsible. Moreover, we will continue offering products and services that provide customers with fresh excitement and continued enjoyment.


In any era in any business field, a company can grow and develop only if it possesses world-leading technologies.


As we continue developing our business operations in various fields, it is our mission to proactively develop initiatives to respond to environmental issues. Incorporating environmental initiatives throughout our management must be a priority for us.



In all aspects of our business operations, including product development, manufacturing and sales, we need to formulate initiatives that sustain and improve the environment. Meanwhile, we need to promote the development of new products and the innovation of technologies that will lead to a more environmentally healthy world.

# TABLE OF CONTENTS

<b>Table of contents</b>	1
<b>New products 2013</b>	2
<b>Environmental awareness</b>	6
<b>New energy label</b>	9
<b>European development center</b>	10
<b>Daikin solutions to R-22 phase out</b>	11
<b>Air purifier</b>	12

	<b>Heating</b>	
	<b>Air to water heat pumps</b>	<b>17</b>
	Daikin Altherma low temperature	20
	Daikin Altherma high temperature	40
	Daikin Altherma Flex Type	46
	Daikin heat pump convector	38/52
	<b>Air to air / water to air heat pumps</b>	<b>56</b>
	Residential applications - Split	56
	Commercial applications - VRV	62

	<b>Air conditioning</b>	
	<b>Residential applications - Split</b>	<b>73</b>
	Pair applications	78
	Multi model applications	95
	<b>Light commercial applications</b>	
	<b>Sky Air</b>	<b>131</b>
	Pair applications	136
	Twin, triple, double twin applications	161
	Rooftop	164
	<b>Commercial applications - VRV</b>	<b>167</b>
	VRV outdoor units	170
	VRV indoor units	195
	Hot water	214
	Powerful selection programmes	218
	<b>Ventilation &amp; Biddle Air Curtains</b>	<b>219</b>
	<b>Marine Types</b>	<b>231</b>

	<b>Applied systems</b>	
	<b>Chillers</b>	<b>234</b>
	Air cooled chillers	278
	Air cooled condensing units	246
	Water cooled chillers	283
	Condenserless chillers	291
	Water cooled centrifugal chillers	296
	<b>Fan coil units</b>	<b>303</b>
	<b>Air handling units</b>	<b>314</b>
	<b>Refrigeration</b>	
	<b>Conveni-pack</b>	<b>328</b>
	<b>ZEAS condensing units</b>	<b>331</b>
	<b>Commercial condensing units</b>	<b>334</b>
	<b>Large variable capacity condensing unit</b>	<b>335</b>

	<b>Control systems, options &amp; accessories</b>	
	Control systems	337
	Options & accessories	358

> Throughout the catalogue you will find short URLs on the product pages, called "bitly codes". These bitly codes are meant for your benefit, so you can easily and quickly navigate from the general catalogue towards the corresponding product page online. More info about these bitly codes, as well as bundles can be found at the back of the general catalogue.

20



## NEW GENERATION OF DAIKIN ALTHERMA LOW TEMPERATURE SPLIT

- > Best seasonal efficiencies, providing the highest savings on running costs
- > Perfect fit for new builds, as well as for low-energy houses
- > Integrated heating and hot water unit, saving installation space and time
- > New control panel: easy to use, commission and service


82



## WALL MOUNTED UNITS - FTXS-K

- > Extension with 35-, 42- and 50-class
- > Discrete, modern design
- > High quality matt crystal white finish
- > Whisper quiet in operation. Sound pressure level down to 19dBA
- > Right dimensioning for optimum comfort

85



## SLIM CONCEALED CEILING UNIT - FDXS-F

- > For residential applications
- > Compatible with Split, Sky Air, VRV III-S
- > Reduced fan motor consumption thanks to the DC fan motor

142



## VRV IV HEAT PUMP - RYYQ-T / RXYQ-T


- > Variable refrigerant temperature  
Customize your VRV for best seasonal efficiency
- > Continuous comfort  
The new standard in heating comfort
- > VRV configurator  
Software for simplified commissioning, configuration and customisation



111  
169

#### FULLY FLAT CASSETTE - FFQ-C/FXZQ-A

- > Unique design in the market: integrates fully flat into the ceiling and fits flush into architectural ceiling modules
- > Remarkable blend of iconic design and engineering excellence with an elegant finish in matt crystal white or a combination of silver and matt crystal white
- > Even more energy efficient with the presence sensor
- > Offering improved comfort with the floor sensor
- > Individual flap control: one flap can be easily closed via the wired remote controller (BRC1E52) when refurbishing or rearranging your interior
- > No optional adapter needed for DIII-connection of Sky Air model



170

#### 2-WAY BLOW CEILING MOUNTED CASSETTE - FXCQ-A

- > Low energy consumption thanks to specially developed small tube heat exchanger, DC inverter fans and drain pumps
- > Stylish unit blends easily with any interior, as the flaps close entirely when not in operation
- > Improved comfort with automatic air flow adjustment to required load
- > Individual flap control: one flap can be easily closed via the wired remote controller (BRC1E52) when refurbishing or rearranging your interior



120  
178

#### CEILING SUSPENDED CASSETTE - FHQ-C/FXHQ-A

- > Low energy consumption thanks to DC inverter fans and drain pumps
- > Stylish unit blends easily with any interior, as the flaps close entirely when not in operation
- > No optional adapter needed for DIII-connection of Sky Air model



123  
179

#### 4-WAY BLOW CEILING SUSPENDED UNIT - FUQ-C/FXUQ-A

- > Low energy consumption thanks to specially developed small tube heat exchanger, DC inverter fans and drain pumps
- > Stylish unit blends easily with any interior, as the flaps close entirely when not in operation
- > Improved comfort with automatic air flow adjustment to required load
- > Same outlook for all models (unified dimensions)
- > No optional adapter needed for DIII-connection of Sky Air model
- > Separate BEVQ box is no longer needed for VRV model: the expansion valve is integrated in the indoor unit



182



## LOW TEMPERATURE HYDROBOX FOR VRV - HXY-A

- > Air to water heat pump connection to VRV
- > Highly efficient space heating/cooling
- > Can be used for both heating and cooling with a variety of applications such as underfloor, AHU, low temperature radiators, ...
- > Delivers output water temperatures of between 5°C and 45°C without additional electric heaters

212



## MULTIPLE SCROLL CHILLER - EWAQ-E-/F-

- > Reliable and efficient scroll chiller with high EER values
- > A series of advantages thanks to the use of large-capacity scroll compressors: increased competitiveness, reduced footprint, reduced weight, clearances around the unit
- > 1-2 truly independent refrigerant circuits
- > Reduced footprint thanks to the V-shaped frame
- > Large operation range: ambient temperature up to 52°C and down to -18°C
- > Ideal solution for a broad range of comfort and process applications

266



## WATER COOLED CHILLER WITH FRICTIONLESS CENTRIGUAL COMPRESSORS - DWME

- > In-house developed magnetic bearing compressor
- > Very high part load efficiency
- > EER up to 6.50, ESEER up to 10.0
- > Wide choice of capacities and efficiencies
- > Ideal for sound sensitive environments such as libraries, schools, etc.
- > On-board advanced electronics allow smart control

290



## D-AHU ENERGY

- > Air flow rates from 1,500 m<sup>3</sup>/h up to 70,000 m<sup>3</sup>/h
- > Low seasonal power consumption
- > Premium Eurovent performances
- > Infinitely variable sizes

301

### ZEAS B MODEL - LREQ-BY1

- > Extension of the capacity range from 20 to 40 HP (thanks to Multi Zeas)
- > VRV technology for refrigeration
- > Unification of medium and low temperature units to standard module
- > Improved performance
- > Application range from -40°C to +10°C (evaporating temperature)
- > Increased installation flexibility thanks to limited dimensions



312

### INTELLIGENT TOUCH MANAGER - DCM601A51

- > Intuitive user interface
- > Smart energy management
- > Flexible in size (from 64 to 2,560 groups)
- > Flexible in integration (from simple A/C control to small BMS)
- > Easy servicing and commissioning with remote refrigerant containment check

touch  
**Intelligent Manager**



314

### MODBUS INTERFACE - RTD

#### INTEGRATION OF RA, SKY AIR, VRV, DAIKIN ALTHERMA FLEX AND AHU IN BMS OR HOME AUTOMATION SYSTEMS

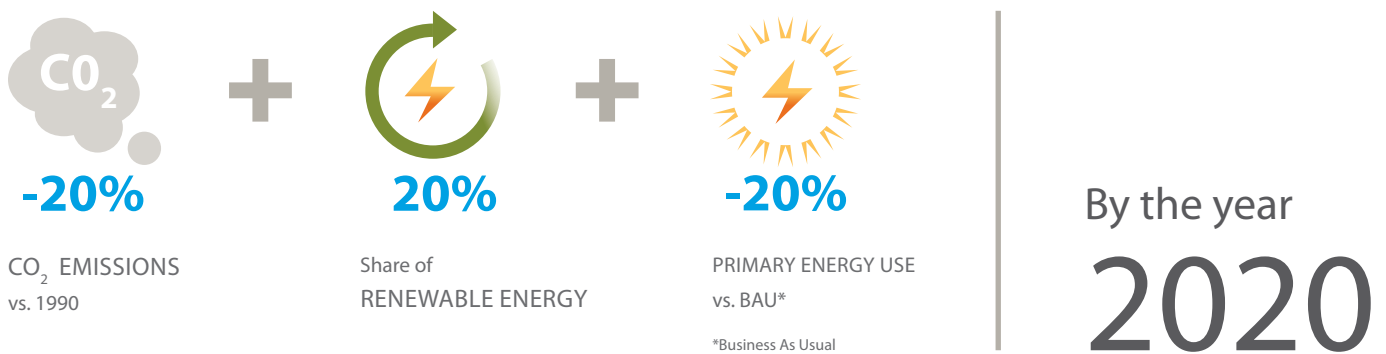
- > Extension of RTD range to integrate full portfolio into BMS or home automation systems via Modbus
- > RTD-RA:
  - monitoring and control of residential indoor units
- > RTD-20:
  - Retail controller with monitoring and control of Sky Air, VRV, VAM/VKM and air curtains
  - Integration with PIR and CO<sub>2</sub> sensor
- > RTD-W:
  - monitoring and control of Daikin Altherma Flex Type, VRV high temperature hydrobox and chillers



## European Union's 20-20-20 energy targets

In March 2007, after years of worldwide concern, the European heads of state endorsed "an integrated approach to climate and energy policy that aims to combat climate change and increase the EU's energy security while strengthening its competitiveness. They committed Europe to transforming itself into a highly energy-efficient, low carbon economy."

To turn this into a reality, a series of challenging climate and energy objectives were set and became known as the 20-20-20 energy targets, which are to be met by 2020 and these are:



## What this really means

In simple terms, the EU's targets are aimed at reducing the amount of energy consumed, reducing the use of fossil and other natural mineral fuels used in the production of energy, and the reduction of the amount of greenhouse gases (particularly CO<sub>2</sub> and water vapour) produced. And if we are to be successful in doing this, then new regulations, production and performance standards, and energy usage rules will be needed.

The EU has not been slow in recognizing this need. New directives have been developed and issued on the subject of

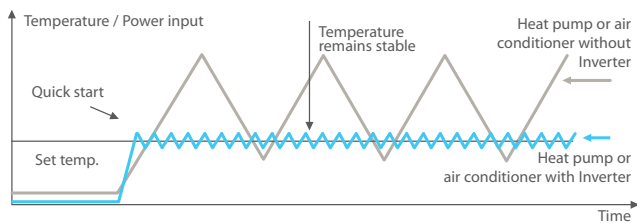
- › energy labelling of domestic appliances – this must show the true energy usage of equipment across the whole year: for air-conditioning equipment this includes the introduction of a Seasonal Energy Efficiency Rating (SEER and SCOP)
- › energy efficiency in buildings to reduce their impact on the environment through improved insulation, improved heating and lighting systems and the increased use of renewable energy sources
- › environmental performance of products throughout their life-cycle by the systematic integration of environmental aspects at a very early stage in the product design
- › fluorinated greenhouse gases (F-gas) and ozone depleting substances which aim to phase out certain refrigerants and tighten up on the checks needed to ensure that such gases are not being leaked into the atmosphere and contributing to the greenhouse effect.



## The Daikin Response

Daikin, always the leader in air conditioning technology, has embraced the challenges of the EU 20-20-20 declaration and Energy Efficiency Directives and has moved positively to take a market leadership position on many issues.

Many years ago, we developed the inverter technology that is now installed in all of our air conditioning units. The inverter system supplies full load power at start up but then monitors the actual heating or cooling demand and steadily reduces the power being used until the correct temperature is reached. It then effectively turns itself off until a change is noted at which point it applies sufficient power to bring the temperature back to the set point. This direct link between temperature control and energy usage means that inverter driven air conditioners are up to 30% more energy efficient. The eco-design requirements are very ambitious and will in the end ban non-inverter technology.



### Seasonal efficiency


Over the years we have been concerned about letting our clients know the true seasonal energy efficiency of our products, as the rating system then in place was misleading. Our vision on this has been vindicated and the introduction of seasonal performance will ensure a better understanding of the energy usage of all air conditioning systems. We have been designing and engineering our equipment to achieve market-leading SEERs and SCOPs and thus contributing to a reduction of energy used.

## The way forward

All in all, the European Union's climate concerns have added a new urgency to our ongoing innovation and R&D – we are confident of our response and that it will deliver huge benefits to the customers in terms of more controllable solutions giving perfect comfort, reduced operating costs and a much lower ecological impact.

### Heat pump technology

In many ways, it is with our advanced heat pump technology and heat recovery systems that we can do most to contribute towards the EU's climate targets. Our use of heat pumps to extract heat from the ambient air (a renewable heat source referred to as a **aerothermal energy**) is very well established and helps reduce the energy usage of whole buildings. In addition, however, heat pumps can be used to extract heat from the ground (**geothermal energy**) as well as rivers, lakes and ground water (**hydrothermal energy**). This renewable heat energy is then transferred to the refrigerant system to raise the temperature of the outflow water and thus effectively pre-heat it. This reduces the energy required to provide heating and the transferred heat is often enough to maintain domestic hot water tanks at the correct temperature. This remarkable technology will now be applied to small capacity units as we focus on total climate control in all its forms.



### State-of-the-art control systems

Our systems are all connected to advanced control systems that give room-by-room settings as well as integrated building control to ensure that the customer can maximise and optimise the use of their Daikin system as a total solution for their building: one that gives perfect climate control, reduced costs and reduced environmental impact.

### New refrigerants

The regulation on ozone depleting substances and the fluorinated gas directive provide some special challenges. The phasing out of R-22 refrigerants and the concerns over the environmental impact of other refrigerants has led to pressure being brought to bear for the development of non-fluorinated, low GWP (global warming potential) and natural refrigerant gases. This in turn means that refrigerant systems will have to be re-designed and re-engineered – our engineers are already hard at work developing an alternative product line and trying innovative modifications to our current lines. As always, we are the innovation leaders!



## Seasonal efficiency, smart use of energy

Seasonal efficiency is a measure mandated by the European Union to optimise energy consumption. The EU wants to make people aware of what units are consuming and ban non-efficient products from the market. Seasonal efficient units reflect the actual performance you can expect over an entire heating and cooling season. The standard comes into force from January 2013 onwards for products under 12 kW.

Today, Daikin is leading the way towards more efficient and cost-effective comfort solutions. All Daikin products – residential and commercial as well as industrial – are seasonal efficient, they all reduce energy and costs in a smart way.



**SEASONAL EFFICIENCY**  
Smart use of energy





## Seasonal efficiency, smart use of energy

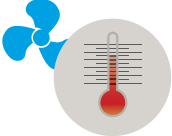
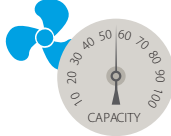

### Challenging 20-20-20 environmental targets

The European Commission has set challenging targets for improving energy efficiency in the EU. These so-called 20-20-20 targets aim at a 20% reduction in CO<sub>2</sub> emissions, 20% more renewable energy and a 20% reduction in the use of primary energy, all by the year 2020. To realise these objectives, Europe issued the Eco-Design Directive [2009/125/EC]. This sets minimum efficiency requirements for energy related products. After 2013, all air conditioners and air to air heat pumps under 12 kW come into scope of this Eco-Design Directive. From 2013, products unable to comply with the minimum efficiency requirement (such as non-inverter air conditioners) will lose their CE marking and thus may no longer be sold in Europe. In 2014 the energy-performance bar will again be raised significantly.

### Major change: seasonal efficiency in line with real-life performance


Not only does the Eco-Design Directive systematically raise the minimum requirements with respect to environmental performance, the method used to measure this performance has also been changed to better reflect real-life conditions. Previous measurements reflected so-called nominal efficiency, a measurement of performance at one fixed outdoor temperature and with equipment running at full power. Since a cooling or heating season involves a range of outdoor temperatures (not just the one nominal temperature in the rating) and equipment is often only running at partial load, this old rating did not properly reflect actual performance.

The new method, seasonal efficiency, measures heating and cooling performance across a range of outdoor temperatures that give a better representation of actual efficiency over an entire heating or cooling season. Moreover, auxiliary modes such as stand-by mode are also taken into account in the new seasonal efficiency ratings. Thus seasonal efficiency gives a much better representation of the real performance of an air conditioner, in real-life conditions, across an entire season.

 <p><b>Temperature</b></p> <table border="1"> <tr> <td><b>NOMINAL</b></td> <td><b>SEASONAL</b></td> </tr> <tr> <td>1 Temperature condition: 35°C for cooling 7°C for heating</td> <td>Several rating temperatures for cooling and heating, reflecting actual performance over an entire season</td> </tr> <tr> <td>Does not often occur in reality</td> <td></td> </tr> </table>	<b>NOMINAL</b>	<b>SEASONAL</b>	1 Temperature condition: 35°C for cooling 7°C for heating	Several rating temperatures for cooling and heating, reflecting actual performance over an entire season	Does not often occur in reality		 <p><b>Capacity</b></p> <table border="1"> <tr> <td><b>NOMINAL</b></td> <td><b>SEASONAL</b></td> </tr> <tr> <td>Does not reflect partial capacity</td> <td>Integrates operation at partial instead of full capacity</td> </tr> <tr> <td>Benefits of inverter technology not visible</td> <td>Benefits of inverter technology are shown</td> </tr> </table>	<b>NOMINAL</b>	<b>SEASONAL</b>	Does not reflect partial capacity	Integrates operation at partial instead of full capacity	Benefits of inverter technology not visible	Benefits of inverter technology are shown	 <p><b>Auxiliary modes</b></p> <table border="1"> <tr> <td><b>NOMINAL</b></td> <td><b>SEASONAL</b></td> </tr> <tr> <td>Does not take auxiliary power modes into account</td> <td>Includes consumption auxiliary modes:</td> </tr> <tr> <td></td> <td> <ul style="list-style-type: none"> <li>• Thermostat off</li> <li>• Standby mode</li> <li>• OFF mode</li> <li>• Crankcase heater</li> </ul> </td> </tr> </table>	<b>NOMINAL</b>	<b>SEASONAL</b>	Does not take auxiliary power modes into account	Includes consumption auxiliary modes:		<ul style="list-style-type: none"> <li>• Thermostat off</li> <li>• Standby mode</li> <li>• OFF mode</li> <li>• Crankcase heater</li> </ul>
<b>NOMINAL</b>	<b>SEASONAL</b>																			
1 Temperature condition: 35°C for cooling 7°C for heating	Several rating temperatures for cooling and heating, reflecting actual performance over an entire season																			
Does not often occur in reality																				
<b>NOMINAL</b>	<b>SEASONAL</b>																			
Does not reflect partial capacity	Integrates operation at partial instead of full capacity																			
Benefits of inverter technology not visible	Benefits of inverter technology are shown																			
<b>NOMINAL</b>	<b>SEASONAL</b>																			
Does not take auxiliary power modes into account	Includes consumption auxiliary modes:																			
	<ul style="list-style-type: none"> <li>• Thermostat off</li> <li>• Standby mode</li> <li>• OFF mode</li> <li>• Crankcase heater</li> </ul>																			

**Nominal efficiency** gives an indication on how efficient an air conditioner is when operating in a nominal condition.

**Seasonal efficiency** gives an indication on how efficient an air conditioner is when operating over an entire cooling or heating season.



### Europe's new energy label: raising the bar on energy efficiency

To inform consumers concerning these new energy performance standards, Europe is also introducing a new energy label. The present European energy label, introduced in 1992, has had its effect. Consumers are able to compare and make purchasing decisions based on uniform labelling criteria. The new label that will come into force on 1 January 2013 will allow end-users to make even better informed choices, since seasonal efficiency reflects air conditioner efficiency over an entire season.

The new energy label includes multiple classifications from A+++ to D reflected in colour shadings ranging from dark green (most energy efficient) to red (least efficient). Information on the new label includes not only the new seasonal efficiency ratings for heating (SCOP) and cooling (SEER), but also annual energy consumption and sound levels.

### Daikin leading the way to seasonal efficiency

While the challenges of Eco-Design are immense, Daikin has resolutely chosen for early implementation of this new legislation. Already in 2010, Daikin launched a new light commercial range fully optimised for seasonal efficiency. The Seasonal Smart series in this range in fact already complies with the very challenging 2014 minimum requirements. Today Daikin is proud to indicate the seasonal performance of its entire residential and light commercial range up to 12 kW.



## European development center

### Successes Ostend rewarded



The establishment of the European Development Center (EDC), with headquarters in Ostend and satellites in Czech Republic & Germany has been a significant new step towards further expansion.

The EDC has been given a high degree of autonomy to develop its own innovative designs and solutions specifically for the European market.

### Developing the heat pump as a genuine alternative

The EDC will play an important role, among others, in the development of innovative, energy-efficient alternatives for conventional heating solutions. Fossil fuels are scarce and there is a global commitment to reduce CO<sub>2</sub> emissions. With its heat pump, Daikin is equipped with an innovative technology which offers an environment-conscious and energy-efficient alternative for traditional heating solutions.

### Investment in technology

Therefore several high-tech testing rooms have been constructed. In one of these rooms, the engineers can simulate all the climatic conditions which may occur in one of the 27 European countries.

Over the years, we have been increasingly responsive to the diverse needs of the European market. This has given us a significant competitive advantage. We see the EDC in line with this. It will enable us to develop products in the same environment where we produce and sell, and this also increasingly in the heating market.



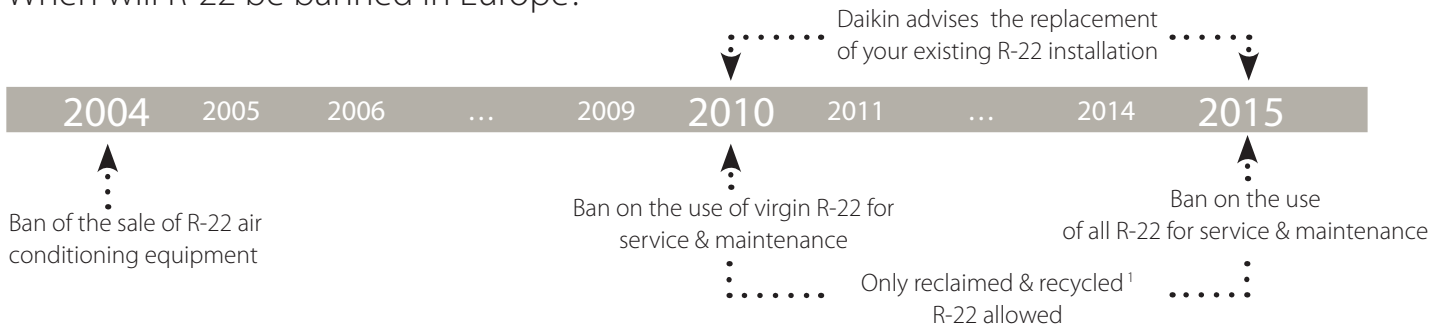
# Daikin solutions to R-22 phase out

## What is R-22 and why is it to be phased-out in Europe?

R-22 is a hydrochlorofluorocarbon (HCFC) which was commonly used in air conditioning systems. When R-22 is released into the air, the ultraviolet rays of the sun cause it to decompose and chlorine is released into the stratosphere. Chlorine reacts with ozone, reducing the amount of the ozone.

Due to ozone layer depletion, harmful ultraviolet rays reach the surface of the earth giving rise to a number of health and environmental issues. The international community therefore, signed the Montreal Protocol to phase out ozone depletion materials by 2030. The European Union, however, decided to ban R-22 already in 2015.

## When will R-22 be banned in Europe?



<sup>1</sup> Recycled: re-use of R-22 following a basic cleaning process. Recycled R-22 must be re-used by the same company that carried out the recovery (can be done by installer)  
Reclaimed: reprocessed R-22 in order to meet the equivalent performance of virgin R-22 (by specialized company)

# The Daikin solution

## to upgrade R-22 and R-407C systems

Due to significant developments in heat pump technology, today's air conditioning systems, running on R-410A refrigerant, offer better performances than R-22 and R-407C systems did in the past. Furthermore, R-22 will be soon unavailable in Europe. Already today, only reclaimed or recycled

R-22 can be used for servicing. To upgrade R-22 and R-407C systems as cost effectively as possible, Daikin units can be installed using existing pipe work. Replacement technology is available for residential and commercial applications in the following ranges: Split, Sky Air, VRV

## What is the impact on an R-22 installation?

The R-22 phase out regulation will impact on all currently operating R-22 systems, although reliable R-22 equipment does not need to be replaced immediately because maintenance can be carried out with recycled or reclaimed R-22 until 1st January 2015. However, not enough R-22 is currently

reclaimed or recycled to cover the demand. As a consequence, supply shortages and price increases are expected. If there is no reclaimed or recycled R-22 available, certain repairs (for example: compressor change) will no longer be possible and considerable air conditioning system downtime can occur.

**It is therefore worthwhile to consider a replacement system before 2015, especially for air conditioning systems with a large impact on the daily running of the business.**

## The Daikin solution

Thanks to Daikin technology, Split, Sky Air and VRV pipe work can be re-used allowing a cost effective upgrade of R-22 and R-407C systems.

# Pure air

## Because Daikin cares

The streamer technology air purifier, a blend of new technology, improved performance, and ultra quiet operation, it is designed to care for you by unobtrusively providing purified air to produce a healthy home environment. Purified air improves the perception of comfort and, by removing and destroying contaminants and odours, the streamer technology air purifier also plays an essential role for those who suffer from asthma or allergies. These efforts place the streamer technology air purifier among the best residential air purifiers on the market today.

- › stylish design
- › improved performance
- › unprecedented comfort
- › super quiet operation
- › easy to maintain
- › portable
- › no installation



### Three times purification, a good deed for your health

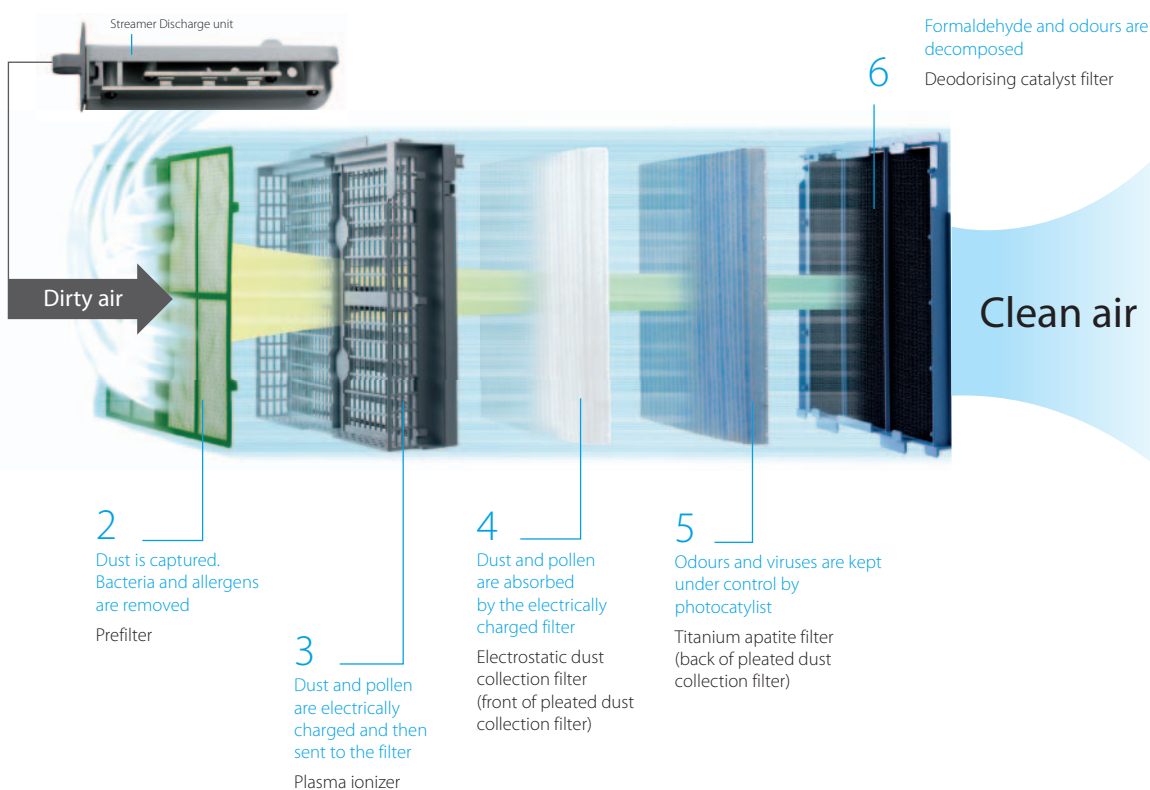
Pollen, dust and pet hair are just some of the potential causes of allergies, asthma and respiratory problems. A Daikin air purifier cleans the air and relieves you of these troubles thanks to a three-part operation:

- › allergen removal
- › virus and bacteria removal
- › odour removal



### Six-layer powerful decomposition and removal configuration

1 High-speed electrons are discharged that enable decomposition and removal





# What is the Daikin streamer technology?



“Streamer Discharge” is a type of plasma discharge in which high speed electrons capable of oxidative decomposition are generated. It has the ability to eliminate bacteria and mould as well as hazardous chemical substances and allergens, etc. Compared to standard plasma discharge (glow discharge), the discharge range of Daikin’s Streamer Discharge is wider, which makes it easier for electrons to collide with oxygen and nitrogen in the air. This enables high speed electrons to be generated three dimensionally over a wide area, which results in an oxidative decomposition speed that is over 1,000 times greater with the same electrical power. Daikin’s Streamer Discharge technology has proven successful in stably generating high speed electrons, a feat that has been considered difficult up to now.

## Main specifications

Daikin has already received great praise for its air purifiers: a British Allergy Foundation seal of approval and the TÜV Nord test mark confirm the efficiency of our units.

### MC70L

Indoor unit				MC70L	
Applicable room area			m <sup>2</sup>	46	
Casing		Colour		White	
Dimensions	Unit	HeightxWidthxDepth	mm	576x403x241	
Weight	Unit			8.5	
Fan	Type			Multi Blade Fan (Sirocco fan with shroud assembly)	
	Air flow rate	Air purifying operation	Turbo/H/M/L/Silent	m <sup>3</sup> /h	420/285/210/130/55
Sound pressure level	Air purifying operation	Turbo/H/M/L/Silent	dB(A)	48.0/39.0/32.0/24.0/16.0	
Air purifying operation	Power input	Turbo/H/M/L/Silent	kW	0.065/0.026/0.016/0.010/0.007	
Deodorizing method				Flash streamer / Titanium apatite photocatalytic filter / Deodorising catalyst	
Bacteria filtering method				Flash streamer / Titanium apatite photocatalytic filter	
Dust collecting method				Plasma ionizer / Electrostatic dust collection filter	
Power supply	Phase/Voltage			V	1~/220-240/220-230



# Humidification and purification in one

There are many substances in the air you breathe such as allergen, bacteria, virus and tobacco smoke, which causes your health to suffer. Above all things, dryness is especially a big issue during wintertime.

Daikin Ururu Air Purifier moisturizes the air inside your home and relieves the effects of dry air. Just fill the 4l tank occasionally and it will humidify your room with a maximum volume of 600ml/h.

This useful and innovative function stems from the incorporation of a slim line water tank and combined water wheel and vaporisation filter assembly.

- > Humidification thanks to the slim water tank
- > Air purification



Daikin has already received great praise for its air purifiers: the Daikin TÜV award confirms the efficiency of this unit.

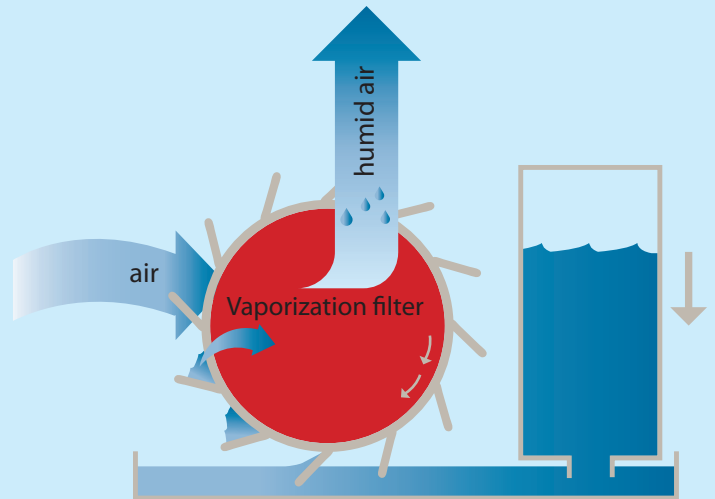
## MCK75J

Indoor units				MCK75J	
Application				Floor standing type	
Applicable room area				46 m <sup>2</sup>	
Casing		Colour		Black (N1) (Panel colour: silver)	
Dimensions		Unit		590/395/268 mm	
Weight		Unit		11.0 kg	
Fan		Type		Multi Blade Fan (Sirocco fan with shroud assembly)	
		Air flow rate		450/330/240/150/60 m <sup>3</sup> /h	
		Air purifying operation		Turbo/H/M/L/Silent	
		Humidifying operation		Turbo/H/M/L/Silent	
Sound pressure level		Air purifying operation		50/43/36/26/17 dBA	
		Humidifying operation		50/43/36/26/23 dBA	
Humidifying operation		Power input		0.084/0.037/0.020/0.013/0.012 kW	
		Humidification		600/470/370/290/240 ml/h	
		Water tank capacity		4.0 l	
Air filter				Polypropylene net with catechin	
Air purifying operation		Power input		0.081/0.035/0.018/0.011/0.008 kW	
Deodorizing method				Flash streamer	
				Titanium apatite photocatalytic filter Deodorising catalyst	
Dust collecting method				Plasma ionizerElectrostatic dust collection filter	
Sign				Dust: 3 stages, Odour: 3 stages, Air flow rate: auto/LL/L/M/H, Turbo mode HH, anti-pollen mode	
				Off timer: 1/4/8h	
				Cleaning: ionization/streamer	
Power supply		Name / Phase / Frequency / Voltage		VM / 1~ / 50/60 / 220-240/220-230 Hz / V	
Type				Humidifying air purifier	



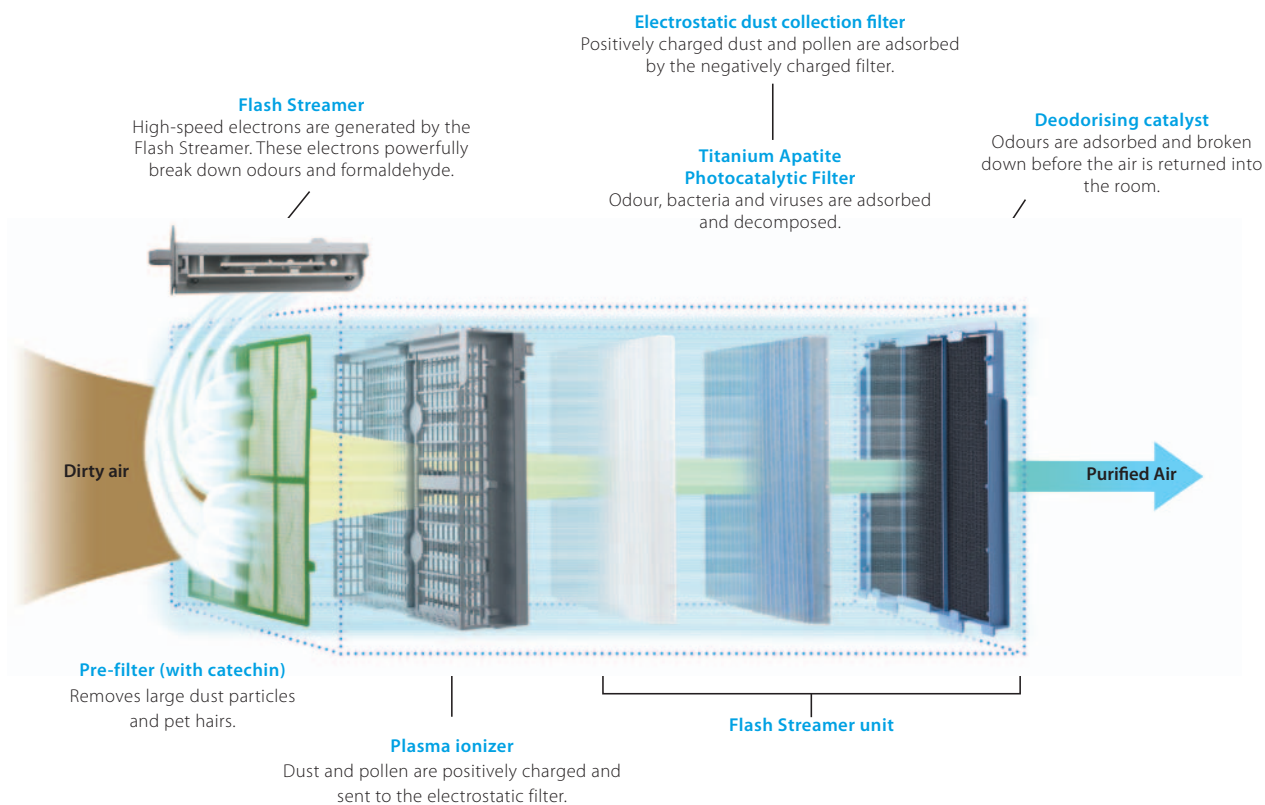


MCK75J



### How does the humidification function work?

Water in the tank flows into the receiver tray housing the water wheel, which lifts the water as it rotates and releases it onto the filter. Air blown onto the filter, absorbs its moisture and discharges it into the room as humidification.



Daikin Ururu Air Purifier also removes efficiently allergens (e.g. pollen, house dust mites, dust, etc.), bacteria and viruses. Additionally, it has a high deodorizing efficiency; it eliminates efficiently tobacco smoke whilst decomposing other smells. It quickly collects particles and breaks them down rapidly. Its quiet operation makes it ideal for quiet nights. The unit includes seven pleated filters (one for immediate use and 6 spares).



People are becoming more and more aware of the cost of heating. Traditional heating systems and boilers use fossil fuels, making them an expensive and not sustainable option for the environment. Nobody wants to waste their money. Since approximately two thirds of the heat generated by the Daikin heat pump systems, is free of charge, the perfect solution is just around the corner. Moreover, since heat pumps consume less energy than traditional heating systems, they also generate less CO<sub>2</sub> emissions.

Air to water and air to air heat pumps use energy from renewable sources: the ambient air. These energy sources are renewable and inexhaustible. Of course, heat pumps also need energy to function (mostly electricity), but increasingly this electricity can also be generated from renewable energy sources (solar energy, wind energy, hydropower, biomass)

It is no surprise that people throughout Europe are becoming aware of new heating technology. In less than a decade practically all properly insulated buildings from Italy to Norway will be heated with heat pumps. Millions of heat pumps have already been installed in residential and commercial applications. So... why wait?

95% of our air conditioning equipment can heat and/or cool and thus are heat pumps. The products in this chapter are optimised heating solutions as their primary scope and purpose is heating.


## HEATING

	<b>AIR TO WATER HEAT PUMPS</b>	<b>18</b>		<b>Domestic hot water tank &amp; Solar connection</b>	<b>43</b>
	<b>Daikin Altherma low temperature</b>	<b>20</b>		EKHTS-AC	43
NEW	EHVH-C / ERLQ-CV3/W1	22		EKHWP-B	44
NEW	EHVH-C / ERHQ-BV3/W1	23	NEW	<b>Solar connection</b>	<b>45</b>
NEW	EHVX-C / ERLQ-CV3/W1	24		EKS(V/H)-P	45
NEW	EHVX-C / ERHQ-BV3/W1	25		EKS RPS	45
NEW	EHBH-C / ERLQ-CV3/W1	26			
NEW	EHBH-C / ERHQ-BV3/W1	27		<b>Daikin Altherma Flex Type</b>	<b>46</b>
NEW	EHBX-C / ERLQ-CV3/W1	28		EKHVM(R/Y)D-A	48
NEW	EHBX-C / ERHQ-BV3/W1	29		EKHBRD-AC	49
NEW	EKCB(H/X)-BB / EBHQ-BBV3	30		EMRQ-A	50
	EB(L/H)Q-BB6V3/BB6W1	31		<b>Domestic hot water tank</b>	<b>51</b>
	ED(L/H)Q-BB6V3/BB6W1	32		EKHTS-AC	51
	<b>Domestic hot water tanks</b>	<b>33</b>		<b>Daikin heat pump convector</b>	<b>52</b>
NEW	EKHWP-B	33		FWXV-A	52
	EKHWS-B	34			
	EKHWE-A	34		<b>AIR TO AIR / WATER TO AIR HEAT PUMPS</b>	<b>56</b>
	<b>Room thermostat</b>	<b>35</b>		<b>Residential applications - Split</b>	<b>56</b>
	EKRTR	35		FVXG-K / RXG-K	57
	EKRTW	35		FTXG-J / RXLG-K	58
	<b>Solar connection</b>	<b>36</b>		FVXG-K / RXLG-K	59
	EKSOLHW	36		FTXS-K / RXL-K	60
	EKS R3P	36		FTXS-J / RXL-J	60
	EKS(V/H)-P	37		FVXS-F / RXL-K/J	61
	<b>Daikin heat pump convector</b>	<b>38</b>			
	FWXV-A	38		<b>Commercial applications - VRV</b>	<b>62</b>
	<b>Daikin Altherma high temperature</b>	<b>40</b>	NEW	RYYQ-T / RXYQ-T	64
	EKHBRD-AC / ER(R/S)Q-A / EMRQ-A	42	NEW	RTSYQ-PA	68
				RWEYQ-PR	69

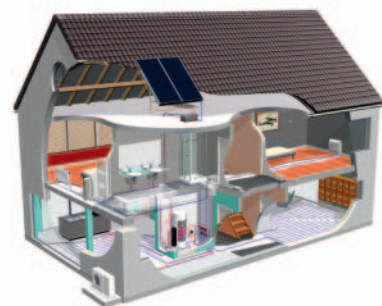
# Daikin Altherma Overview

## DAIKIN ALTHERMA LOW TEMPERATURE

SPLIT



MONOBLOC



### HEATING APPLICATION

- > New houses
- > Together with existing boiler (bivalent)

### INSTALLATION OF HEAT PUMP

- > 1 indoor unit
- > 1 outdoor unit

### CONNECTABLE HEATING EMITTERS

- > Under floor heating
- > Low temperature radiators
- > Fan coil units
- > Heat pump convector

### COMBINABLE WITH

- > Domestic hot water
- > Cooling
- > Solar connection for hot water production



## DAIKIN ALTHERMA HIGH TEMPERATURE

## DAIKIN ALTHERMA FLEX TYPE

SPLIT



- > Renovation:  
replacement of traditional boilers

- > Apartments
- > Collective housing
- > Hotels
- > Fitness
- > Spa
- > Schools
- > Hospitals
- > Libraries

- > 1 indoor unit
- > 1 outdoor unit

- > Several indoor units
- > 1 or more outdoor units

- > High temperature radiators

- > Under floor heating
- > Low temperature radiators
- > Fan coil units
- > Heat pump convector

- > Domestic hot water
- > Solar connection for hot water production

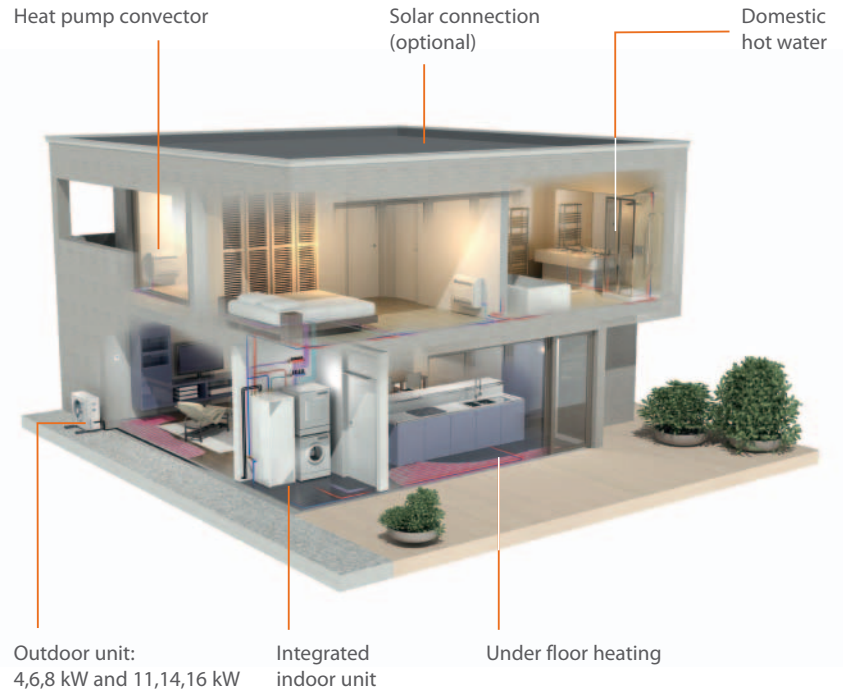
- > Domestic hot water
- > Cooling (Heat recovery)

# Daikin Altherma low temperature split

Daikin Altherma offers **two low temperature systems** including a domestic hot water system all of which connect to the same range of accessories.

## Split system

Whether it is a newly-built house or an existing low-energy home, the Daikin Altherma low-temperature split permits completely integrated components for total climate control. Will you choose an integrated floor-standing indoor unit to provide heating and domestic hot water, or go for a wall-mounted indoor unit? Does the house use under floor heating, or heat pump convectors? Does the electricity come from the grid, or from a renewable eco-friendly source like solar power? For all of these situations, **the Daikin Altherma low-temperature system is a total solution for your customer.**



## 4 Benefits Daikin brand new 4 you!



### Best seasonal efficiencies, providing the highest savings on running costs

- excellent COP ratings for incentive and certification schemes
- no need for or only very limited use of electrical assistance
- best efficiencies achieved within the most relevant temperature range

### Perfect fit for new builds, as well as for low-energy houses

- custom-made product for very low heat loads
- build to withstand most severe winter conditions
- heating, cooling and domestic hot water in one system

### Integrated heating and hot water unit, saving installation space and time

- all components and connections factory-made
- very small installation footprint required
- minimum electrical input with constant availability of hot water

### New control panel: easy to use, commission and service

- self-explanatory controller for easy and quick commissioning
- possibility of preparing and uploading field setting via a PC
- feedback on operation conditions and energy consumption

# Daikin Altherma low temperature monobloc

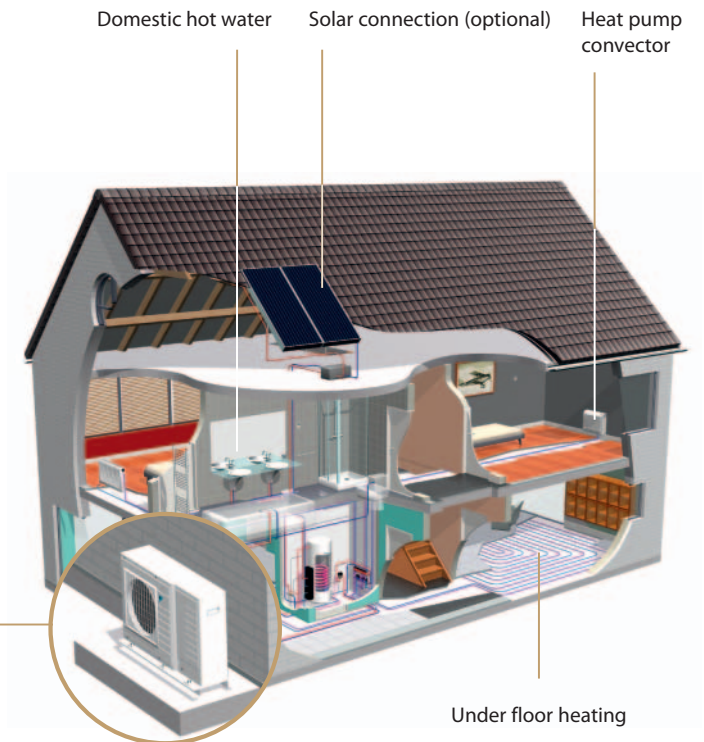
## Monobloc system

### Everything combined in one outdoor unit

In addition to Daikin Altherma split systems, Daikin has introduced a monobloc version in which all hydraulic parts are located within the outdoor unit. In this system, the water pipes, rather than the refrigerant pipes, run indoors from the outdoor unit, making installation much quicker and easier for the domestic installer.

Available capacities for monobloc: 6, 8 kW and 11, 14, 16 kW


Outdoor unit:  
6, 8 kW and 11, 14 and 16 kW



## Accessories for low temperature applications

### Easy control

With the wired or wireless room thermostat\*, the ideal temperature can be easily, quickly and conveniently regulated. It allows for more precise measurement, thus allowing your customer to regulate the comfort levels optimally and more energy efficiently.



### Under floor heating

As Rotex is part of the Daikin group, all heating supplies can be offered. For more information, contact your local supplier.

### Heat pump convactor

The heat pump convactor is much more than a fan coil unit as it provides both heating and cooling if required and obtains optimal energy efficiency by approximately 25% when connected to a Daikin Altherma low temperature system in combination with under floor heating.

### Solar connection

To save even more energy on your domestic hot water production, the Daikin Altherma system can be connected to a solar system. The high-efficiency collectors transfer all the short-wave solar radiation into heat as a result of their highly selective coating. The collectors can be mounted on the roof tiles.

\*EKRTW for wired wall mounted and EKRTTR for the wireless type.



EHVH-C



ERLQ004-008CV3



ER(L/H)Q011-016CV3/BV3



- › **Integrated indoor unit:** all-in-one floor standing unit including the domestic hot water tank
- › Energy efficient **heating only** system based on air to water heat pump technology
- › Perfect fit for new built as well as for low energy houses
- › Best seasonal efficiencies, providing the highest savings on running costs
- › Flexible configuration with respect to heat emitters
- › Outdoor unit extracts heat from the outdoor air, even at -25°C
- › Inverter controlled swing compressor

Space heating  
Domestic hot  
water

down to  
-25°C



BE/31/001

## Heating only

Indoor unit				EHVH04S18C3V	EHVH08S18C3V	EHVH08S26C9W	EHVH16S18C3V	EHVH16S26C9W	
Casing	Colour	White						White	
	Material	Precoated sheet metal						Precoated sheet metal	
Dimensions	Unit	HeightxWidthxDepth	mm	1,732x600x728			1,732x600x728		
Weight	Unit			kg	115	116	120	129	
Operation range	Heating	Ambient	Min.~Max.	°C	-25~-25			-25~-25	-25~-35
		Water side	Min.~Max.	°C	15~55			15~55	
	Domestic hot water	Ambient	Min.~Max.	°CDB	-25~-35			-20~-35	
		Water side	Min.~Max.	°C	25~60			25~60	
Sound power level	Nom.			dBA	42			47	
Sound pressure level	Nom.			dBA	28			33	

Outdoor unit				ERLQ004CV3	ERLQ006CV3	ERLQ008CV3	ERLQ011CV3/CW1	ERLQ014CV3/CW1	ERLQ016CV3/CW1	
Heating capacity	Min.			kW			-			
	Nom.			kW			11.38	14.55	16.10	
	Max.			kW			-			
Power input	Heating	Nom.			kW			2.64	3.43	3.83
COP								4.31	4.24	4.20
Dimensions	Unit	HeightxWidthxDepth			mm			1,345x900x320		
Weight	Unit			kg		54	56		113/114	
Operation range	Heating	Min.~Max.		°CWB		-25~-25			-25~-35	
	Domestic hot water	Min.~Max.		°CDB		-25~-35			-20~-35	
Refrigerant	Type			R-410A			R-410A			
	Charge			kg		1.45	1.60		3.4	
Sound power level	Heating	Nom.		dBA		61		62	64	66
Sound pressure level	Heating	Nom.		dBA		48		49	51	52
Power supply	Name/Phase/Frequency/Voltage			Hz/V			V3/1~/50/230			
Current	Recommended fuses			A			20			
							V3/1~/50/230 // W1/3N~/50/400			
							40/20			

(1) cooling Ta 35°C - LWE 18°C (DT = 5°C); heating Ta DB/WB 7°C/6°C - LWC 35°C (DT = 5°C) - (2) cooling Ta 35°C - LWE 18~-7°C (DT = 5°C); heating Ta DB/WB 7°C/6°C - LWC 45°C (DT = 5°C)

# EHVH-C / ERHQ-BV3/BW1



**down to  
-20°C**

## Heating only

Indoor unit				EHVH16S18C3V	EHVH16S26C9W	EHVH16S18C3V	EHVH16S26C9W	
Casing	Colour	White						
	Material	Precoated sheet metal						
Dimensions	Unit	HeightxWidthxDepth	mm	1,732x600x728				
Weight	Unit			kg	120	129	120	129
Operation range	Heating	Ambient	Min.~Max.	°C	-25~35			
		Water side	Min.~Max.	°C	15~55			
	Domestic hot water	Ambient	Min.~Max.	°CDB	-20~35			
		Water side	Min.~Max.	°C	25~60			
Sound power level	Nom.			dBA	47			
Sound pressure level	Nom.			dBA	33			

Outdoor unit				ERHQ011BV3	ERHQ014BV3	ERHQ016BV3	ERHQ011BW1	ERHQ014BW1	ERHQ016BW1
Heating capacity	Nom.			kW			11.2	14.0	16.0
Power input	Heating	Nom.		kW			2.55	3.26	3.92
COP							4.39	4.29	4.08
Dimensions	Unit	HeightxWidthxDepth	mm	1,170x900x320				1,345x900x320	
Weight	Unit			kg			103		
Operation range	Heating	Min.~Max.		°CWB			-20~35		
	Domestic hot water	Min.~Max.		°CDB			-20~43		
Refrigerant	Type				R-410A			R-410A	
	Charge			kg			3.7		
Sound power level	Heating	Nom.		dBA			64	64	66
Sound pressure level	Heating	Nom.		dBA			49	51	53
Power supply	Name/Phase/Frequency/Voltage			Hz/V			V3/1~/50/230		
Current	Recommended fuses			A			32		
							W1/3N~/50/400		
							20		





EHVX-C



ERLQ004-008CV3



ER(L/H)Q011-016CV3/BV3



- › **Integrated indoor unit:** all-in-one floor standing unit including the domestic hot water tank
- › Energy efficient **heating and cooling** system based on air to water heat pump technology
- › Perfect fit for new built as well as for low energy houses
- › Best seasonal efficiencies, providing the highest savings on running costs
- › Flexible configuration with respect to heat emitters
- › Outdoor unit extracts heat from the outdoor air, even at -25°C
- › Inverter controlled swing compressor

Space heating and cooling  
Domestic hot water

down to  
-25°C



BE/31/001

## Heating & Cooling

Indoor unit				EHVX04S18C3V	EHVX08S18C3V	EHVX08S26C9W	EHVX16S18C3V	EHVX16S26C9W	
Casing	Colour	White						White	
	Material	Precoated sheet metal						Precoated sheet metal	
Dimensions	Unit	HeightxWidthxDepth	mm	1,732x600x728			1,732x600x728		
Weight	Unit			kg	115	117	121	129	
Operation range	Heating	Ambient	Min.~Max.	°C	-25~25			-25~25	
		Water side	Min.~Max.	°C	15~55			15~55	
	Cooling	Ambient	Min.~Max.	°CDB	10~43			10~46	
		Water side	Min.~Max.	°C	5~22			5~22	
	Domestic hot water	Ambient	Min.~Max.	°CDB	-25~35			-20~35	
		Water side	Min.~Max.	°C	25~60			25~60	
Sound power level	Nom.			dB(A)	42			47	
Sound pressure level	Nom.			dB(A)	28			33	

Outdoor unit				ERLQ004CV3	ERLQ006CV3	ERLQ008CV3	ERLQ011CV3/CW1	ERLQ014CV3/CW1	ERLQ016CV3/CW1	
Heating capacity	Min.			1.80 <sup>1</sup> / 1.80 <sup>2</sup>			-			
	Nom.			4.40 <sup>1</sup> / 4.03 <sup>2</sup>			11.38			
	Max.			5.12 <sup>1</sup> / 4.90 <sup>2</sup>			-			
Cooling capacity	Min.			2.00 <sup>1</sup> / 2.00 <sup>2</sup>			-			
	Nom.			5.00 <sup>1</sup> / 4.17 <sup>2</sup>			11.72			
Power input	Heating	Nom.	kW	0.87 <sup>1</sup> / 1.13 <sup>2</sup>			2.64			
	Cooling	Nom.	kW	1.48 <sup>1</sup> / 1.80 <sup>2</sup>			4.31			
COP				5.04 <sup>1</sup> / 3.58 <sup>2</sup>			4.31			
EER				3.37 <sup>1</sup> / 2.32 <sup>2</sup>			2.72			
Dimensions	Unit	HeightxWidthxDepth	mm	735x832x307			1,345x900x320			
Weight	Unit			kg	54	56	113/114			
Operation range	Heating	Min.~Max.		°CWB	-25~25			-25~35		
	Cooling	Min.~Max.		°CDB	10~43			10~46		
	Domestic hot water	Min.~Max.		°CDB	-25~35			-20~35		
Refrigerant	Type			R-410A			R-410A			
	Charge			kg	1.45	1.60	3.4			
Sound power level	Heating	Nom.	dB(A)	61			64			
	Cooling	Nom.	dB(A)	63			66			
Sound pressure level	Heating	Nom.	dB(A)	48			51			
	Cooling	Nom.	dB(A)	48			52			
Power supply	Name/Phase/Frequency/Voltage		Hz/V	V3/1~/50/230			V3/1~/50/230 // W1/3N~/50/400			
Current	Recommended fuses		A	20			40/20			

(1) cooling Ta 35°C - LWE 18°C (DT = 5°C); heating Ta DB/WB 7°C/6°C - LWC 35°C (DT = 5°C) - (2) cooling Ta 35°C - LWE 7°C (DT = 5°C); heating Ta DB/WB 7°C/6°C - LWC 45°C (DT = 5°C)

# EHVX-C / ERHQ-BV3/BW1



**down to  
-20°C**

## Heating & Cooling

Indoor unit				EHVX16S18C3V	EHVX16S26C9W	EHVX16S18C3V	EHVX16S26C9W
Casing	Colour	White					
	Material	Precoated sheet metal					
Dimensions	Unit	HeightxWidthxDepth	mm	1,732x600x728		1,732x600x728	
Weight	Unit			121	129	121	129
Operation range	Heating	Ambient	Min.~Max.	-25~35		-25~35	
		Water side	Min.~Max.	15~55		15~55	
	Cooling	Ambient	Min.~Max.	10~46		10~46	
		Water side	Min.~Max.	5~22		5~22	
	Domestic hot water	Ambient	Min.~Max.	-20~35		-20~35	
		Water side	Min.~Max.	25~60		25~60	
Sound power level	Nom.			47		47	
Sound pressure level	Nom.			33		33	

Outdoor unit				ERHQ011BV3	ERHQ014BV3	ERHQ016BV3	ERHQ011BW1	ERHQ014BW1	ERHQ016BW1
Heating capacity	Nom.			11.2	14.0	16.0	11.32	14.50	16.05
Cooling capacity	Nom.			10.0	12.5	13.1	11.72	12.55	13.12
Power input	Heating	Nom.	kW	2.55	3.26	3.92	2.63	3.42	3.82
	Cooling	Nom.	kW	3.69	5.38	6.04	4.31	5.09	5.74
COP				4.39	4.29	4.08	4.30	4.24	4.20
EER				2.71	2.32	2.17	2.72	2.47	2.29
Dimensions	Unit	HeightxWidthxDepth	mm	1,170x900x320			1,345x900x320		
Weight	Unit			103			108		
Operation range	Heating	Min.~Max.		-20~35			-20~35		
	Cooling	Min.~Max.		-			10~46		
	Domestic hot water	Min.~Max.		-20~43			-20~43		
Refrigerant	Type			R-410A			R-410A		
	Charge			3.7			2.95		
Sound power level	Heating	Nom.	dBA	64	64	66	64		66
	Cooling	Nom.	dBA	64	66	69	64	66	69
Sound pressure level	Heating	Nom.	dBA	49	51	53	51		52
	Cooling	Nom.	dBA	-			50	52	54
Power supply	Name/Phase/Frequency/Voltage		Hz/V	V3/1~/50/230			W1/3N~/50/400		
Current	Recommended fuses		A	32			20		



EHBH-C



ERLQ004-008CV3



ER(L/H)Q011-016CV3/BV3



- > **Wall mounted** indoor unit
- > Energy efficient **heating only** system based on air to water heat pump technology
- > Perfect fit for new built as well as for low energy houses
- > Best seasonal efficiencies, providing the highest savings on running costs
- > Flexible configuration with respect to heat emitters
- > Outdoor unit extracts heat from the outdoor air, even at -25°C
- > Inverter controlled swing compressor
- > Possible to combine with domestic hot water (see combination table p54)

Space heating  
Optional  
domestic hot  
water

down to  
-25°C



BE/31/001

## Heating only

Indoor unit				EHBH04C3V	EHBH08C3V	EHBH08C9W	EHBH16C3V	EHBH16C9W
Casing	Colour	White						
	Material	Precoated sheet metal						
Dimensions	Unit	HeightxWidthxDepth	mm	890x480x344				890x480x344
Weight	Unit			kg	44	46	48	45 48
Operation range	Heating	Ambient	Min.~Max.	°C	-25~25			-25~35
		Water side	Min.~Max.	°C	15~55			15~55
	Domestic hot water	Ambient	Min.~Max.	°CDB	-25~35			-20~35
		Water side	Min.~Max.	°C	25~80			25~80
Sound power level	Nom.			dBA	40			47
Sound pressure level	Nom.			dBA	26			33

Outdoor unit				ERLQ004CV3	ERLQ006CV3	ERLQ008CV3	ERLQ011CV3/CW1	ERLQ014CV3/CW1	ERLQ016CV3/CW1
Heating capacity	Min.			1.80 <sup>1</sup> / 1.80 <sup>2</sup>			-		
	Nom.			4.40 <sup>1</sup> / 4.03 <sup>2</sup>			11.38 14.55 16.10		
	Max.			5.12 <sup>1</sup> / 4.90 <sup>2</sup>			-		
Power input	Heating	Nom.			0.87 <sup>1</sup> / 1.13 <sup>2</sup>			2.64 3.43 3.83	
COP					5.04 <sup>1</sup> / 3.58 <sup>2</sup>			4.31 4.24 4.20	
Dimensions	Unit	HeightxWidthxDepth	mm	735x832x307				1,345x900x320	
Weight	Unit			kg	54 56			113 / 114	
Operation range	Heating	Min.~Max.			-25~25			-25~35	
	Domestic hot water	Min.~Max.			-25~35			-20~35	
Refrigerant	Type	R-410A							
	Charge			kg	1.45 1.60		3.4		
Sound power level	Heating	Nom.			61 62			64 66	
Sound pressure level	Heating	Nom.			48 49			51 52	
Power supply	Name/Phase/Frequency/Voltage			Hz/V	V3/1~/50/230			V3/1~/50/230//W1/3N~/50/400	
Current	Recommended fuses			A	20			40/20	

(1) cooling Ta 35°C - LWE 18°C (DT = 5°C); heating Ta DB/WB 7°C/6°C - LWC 35°C (DT = 5°C) (2) cooling Ta 35°C - LWE 18~-7°C (DT = 5°C); heating Ta DB/WB 7°C/6°C - LWC 45°C (DT = 5°C)



# EHBH-C / ERHQ-BV3/BW1



**down to  
-20°C**

## Heating only

Indoor unit				EHBH16C3V	EHBH16C9W	EHBH16C3V	EHBH16C9W
Casing	Colour			White		White	
	Material			Precoated sheet metal		Precoated sheet metal	
Dimensions	Unit	HeightxWidthxDepth	mm	890x480x344		890x480x344	
Weight	Unit			45	48	45	48
Operation range	Heating	Ambient	Min.~Max.	-25~-35		-25~-35	
		Water side	Min.~Max.	15~55		15~55	
	Domestic hot water	Ambient	Min.~Max.	-20~-35		-20~-35	
		Water side	Min.~Max.	25~80		25~80	
Sound power level	Nom.			47		47	
Sound pressure level	Nom.			33		33	

Outdoor unit				ERHQ011BV3	ERHQ014BV3	ERHQ016BV3	ERHQ011BW1	ERHQ014BW1	ERHQ016BW1
Heating capacity	Nom.			11.2	14.0	16.0	11.32	14.50	16.05
Power input	Heating	Nom.	kW	2.55	3.26	3.92	2.63	3.42	3.82
COP				4.39	4.29	4.08	4.30	4.24	4.20
Dimensions	Unit	HeightxWidthxDepth	mm	1,170x900x320			1,345x900x320		
Weight	Unit			103			108		
Operation range	Heating	Min.~Max.	°CWB	-20~-35			-20~-35		
	Domestic hot water	Min.~Max.	°CDB	-20~-43			-20~-43		
Refrigerant	Type			R-410A			R-410A		
	Charge			3.7			2.95		
Sound power level	Heating	Nom.	dBA	64	64	66	64		66
Sound pressure level	Heating	Nom.	dBA	49	51	53	51		52
Power supply	Name/Phase/Frequency/Voltage		Hz/V	V3/1~/50/230			W1/3N~/50/400		
Current	Recommended fuses		A	32			20		



EHBX-C



ERLQ004-008CV3



ER(L/H)Q011-016CV3/BV3



- > **Wall mounted** indoor unit
- > Energy efficient **heating and cooling** system based on air to water heat pump technology
- > Perfect fit for new built as well as for low energy houses
- > Best seasonal efficiencies, providing the highest savings on running costs
- > Flexible configuration with respect to heat emitters
- > Outdoor unit extracts heat from the outdoor air, even at -25°C
- > Inverter controlled swing compressor
- > Possible to combine with domestic hot water (see combination table p54)

Space heating and cooling  
Optional domestic hot water

down to  
-25°C



BE/31/001

## Heating & Cooling

Indoor unit				EHBX04C3V	EHBX08C3V	EHBX08C9W	EHBX16C3V	EHBX16C9W	
Casing	Colour	White						White	
	Material	Precoated sheet metal						Precoated sheet metal	
Dimensions	Unit	HeightxWidthxDepth	mm	890x480x344			890x480x344		
Weight	Unit		kg	44	46	48	45	48	
Operation range	Heating	Ambient	Min.~Max.	°C	-25~25			-25~35	
		Water side	Min.~Max.	°C	15~55			15~55	
	Cooling	Ambient	Min.~Max.	°CDB	10~43			10~46	
		Water side	Min.~Max.	°C	5~22			5~22	
	Domestic hot water	Ambient	Min.~Max.	°CDB	-25~35			-20~35	
		Water side	Min.~Max.	°C	25~80			25~80	
Sound power level	Nom.		dBA	40			47		
Sound pressure level	Nom.		dBA	26			33		

Outdoor unit				ERLQ004CV3	ERLQ006CV3	ERLQ008CV3	ERLQ011CV3/CW1	ERLQ014CV3/CW1	ERLQ016CV3/CW1
Heating capacity	Min.		kW	1.80 <sup>1</sup> / 1.80 <sup>2</sup>	1.80 <sup>1</sup> / 1.80 <sup>2</sup>	1.80 <sup>1</sup> / 1.80 <sup>2</sup>	-		
	Nom.		kW	4.40 <sup>1</sup> / 4.03 <sup>2</sup>	6.00 <sup>1</sup> / 5.67 <sup>2</sup>	7.40 <sup>1</sup> / 6.89 <sup>2</sup>	11.38	14.55	16.10
	Max.		kW	5.12 <sup>1</sup> / 4.90 <sup>2</sup>	8.35 <sup>1</sup> / 7.95 <sup>2</sup>	10.02 <sup>1</sup> / 9.53 <sup>2</sup>	-		
Cooling capacity	Min.		kW	2.00 <sup>1</sup> / 2.00 <sup>2</sup>	2.50 <sup>1</sup> / 2.50 <sup>2</sup>	2.50 <sup>1</sup> / 2.50 <sup>2</sup>	-		
	Nom.		kW	5.00 <sup>1</sup> / 4.17 <sup>2</sup>	6.76 <sup>1</sup> / 4.84 <sup>2</sup>	6.86 <sup>1</sup> / 5.3 <sup>2</sup>	11.72	12.55	13.12
Power input	Heating	Nom.	kW	0.87 <sup>1</sup> / 1.13 <sup>2</sup>	1.27 <sup>1</sup> / 1.59 <sup>2</sup>	1.66 <sup>1</sup> / 2.01 <sup>2</sup>	2.64	3.43	3.83
	Cooling	Nom.	kW	1.48 <sup>1</sup> / 1.80 <sup>2</sup>	1.96 <sup>1</sup> / 2.07 <sup>2</sup>	2.01 <sup>1</sup> / 2.34 <sup>2</sup>	4.31	5.09	5.74
COP				5.04 <sup>1</sup> / 3.58 <sup>2</sup>	4.74 <sup>1</sup> / 3.56 <sup>2</sup>	4.45 <sup>1</sup> / 3.42 <sup>2</sup>	4.31	4.24	4.20
EER				3.37 <sup>1</sup> / 2.32 <sup>2</sup>	3.45 <sup>1</sup> / 2.34 <sup>2</sup>	3.42 <sup>1</sup> / 2.29 <sup>2</sup>	2.72	2.47	2.29
Dimensions	Unit	HeightxWidthxDepth	mm	735x832x307			1,345x900x320		
Weight	Unit		kg	54	56		113 / 114		
Operation range	Heating	Min.~Max.	°CWB	-25~25			-25~35		
	Cooling	Min.~Max.	°CDB	10~43			10~46		
	Domestic hot water	Min.~Max.	°CDB	-25~35			-20~35		
Refrigerant	Type			R-410A			R-410A		
	Charge		kg	1.45	1.60		3.4		
Sound power level	Heating	Nom.	dBA	61		62	64		66
	Cooling	Nom.	dBA	63			64	66	69
Sound pressure level	Heating	Nom.	dBA	48		49	51		52
	Cooling	Nom.	dBA	48	49	50	50	52	54
Power supply	Name/Phase/Frequency/Voltage		Hz/V	V3/1~/50/230			V3/1~/50/230 // W1/3N~/50/400		
Current	Recommended fuses		A	20			40/20		

(1) cooling Ta 35°C - LWE 18°C (DT = 5°C); heating Ta DB/WB 7°C/6°C - LWC 35°C (DT = 5°C) - (2) cooling Ta 35°C - LWE 7°C (DT = 5°C); heating Ta DB/WB 7°C/6°C - LWC 45°C (DT = 5°C)

# EHBX-C / ERHQ-BV3/BW1




**down to  
-20°C**

## Heating & Cooling

Indoor unit				EHBX16C3V	EHBX16C9W	EHBX16C3V	EHBX16C9W
Casing	Colour			White			
	Material			Precoated sheet metal			
Dimensions	Unit	HeightxWidthxDepth	mm	890x480x344			
Weight	Unit			45	48	45	48
Operation range	Heating	Ambient	Min.~Max.	-25~35		-25~35	
		Water side	Min.~Max.	15~55		15~55	
	Cooling	Ambient	Min.~Max.	10~46		10~46	
		Water side	Min.~Max.	5~22		5~22	
	Domestic hot water	Ambient	Min.~Max.	-20~35		-20~35	
		Water side	Min.~Max.	25~80		25~80	
Sound power level	Nom.			47		47	
Sound pressure level	Nom.			33		33	

Outdoor unit				ERHQ011BV3	ERHQ014BV3	ERHQ016BV3	ERHQ011BW1	ERHQ014BW1	ERHQ016BW1
Heating capacity	Nom.			11.2	14.0	16.0	11.32	14.50	16.05
Cooling capacity	Nom.			10.0	12.5	13.1	11.72	12.55	13.12
Power input	Heating	Nom.		2.55	3.26	3.92	2.63	3.42	3.82
	Cooling	Nom.		3.69	5.38	6.04	4.31	5.09	5.74
COP				4.39	4.29	4.08	4.30	4.24	4.20
EER				2.71	2.32	2.17	2.72	2.47	2.29
Dimensions	Unit	HeightxWidthxDepth	mm	1,170x900x320			1,345x900x320		
Weight	Unit			103			108		
Operation range	Heating	Min.~Max.		-20~35			-20~35		
	Cooling	Min.~Max.		-			10~46		
	Domestic hot water	Min.~Max.		-20~43			-20~43		
Refrigerant	Type			R-410A			R-410A		
	Charge			3.7			2.95		
Sound power level	Heating	Nom.		64	64	66	64		66
	Cooling	Nom.		64	66	69	64	66	69
Sound pressure level	Heating	Nom.		49	51	53	51		52
	Cooling	Nom.		-			50	52	54
Power supply	Name/Phase/Frequency/Voltage			V3/1~/50/230			W1/3N~/50/400		
Current	Recommended fuses			32			20		



EBHQ-BV3



EKCBH(X)-BBV3



EB(L/H)Q-BB



- › **Single phase reversible monobloc**
- › Energy efficient **heating and cooling** system based on air to water heat pump technology
- › H<sub>2</sub>O piping between outdoor unit and indoor heat emitters
- › Low energy bills and low CO<sub>2</sub> emissions
- › Eco-label certified
- › Built-in electric back-up heater as additional heating during extremely cold outdoor temperature
- › Inverter controlled swing compressor
- › Possible to combine with domestic hot water (see combination table p54)
- › For latest information, see page 349

Space heating  
and cooling  
Optional  
domestic hot  
water

## Heating & Cooling

Control box				*EKCBH008BBV3	*EKCBX008BBV3	
Dimensions	Unit	Height	mm	390		
		Width	mm	412		
		Depth	mm	100		
		Depth with remocon mounted on front plate	mm	120		
Weight	Unit			6		
		Indoor installation	Ambient	Min. °CDB	4	
				Max. °CDB	35	
Outdoor unit				*EBHQ006BBV3	*EBHQ008BBV3	
Heating capacity	Nom.			6.00 (1) / 5.58 (2)	8.85 (1) / 8.15 (2)	
Cooling capacity	Nom.			7.00 (1) / 5.12 (2)	8.37 (1) / 6.08 (2)	
Power input	Cooling	Nom.	kW	2.20 (1) / 2.16 (2)	2.97 (1) / 2.75 (2)	
	Heating	Nom.	kW	1.41 (1) / 1.79 (2)	2.21 (1) / 2.72 (2)	
COP				4.26 (1) / 3.11 (2)	4.00 (1) / 3.00 (2)	
EER				3.18 (1) / 2.37 (2)	2.82 (1) / 2.21 (2)	
Dimensions	Unit	Height	mm	805		
		Width	mm	1,190		
		Depth	mm	360		
Weight	Unit			95		
Operation range	Heating	Ambient	Min.-Max. °CWB	-15~25		
		Water side	Min.-Max. °C	15~50		
	Cooling	Ambient	Min.-Max. °CDB	10~43		
		Water side	Min.-Max. °C	5~22		
	Domestic hot water	Ambient	Min.-Max. °CDB	-15~35		
		Water side	Min.-Max. °C	25~80		
Refrigerant	Type			R-410A		
	Charge			1.7		
Sound power level	Heating	Nom.	dBA	61	62	
	Cooling	Nom.	dBA	63		
Sound pressure level	Heating	Nom.	dBA	48	49	
	Cooling	Nom.	dBA	48	50	
Compressor component	Main power supply	Name/Phase/Frequency/Voltage		V3/1~/50/230		

(1) EN14511: cooling Ta 35°C - LWE 18°C (Dt = 5°C); heating Ta DB/WB 7°C/6°C - LWC 35°C (Dt = 5°C) (2) EN14511: cooling Ta 35°C - LWE 7°C (Dt = 5°C); heating Ta DB/WB 7°C/6°C - LWC 45°C (Dt = 5°C)

\*Note: grey cells contain preliminary data

- > **Single and three phase reversible monobloc**
- > Outdoor unit extracts heat from the outdoor air, even at -25°C
- > Energy efficient **heating and cooling** system based on air to water heat pump technology
- > Low energy bills and low CO<sub>2</sub> emissions
- > Eco-label certified
- > H<sub>2</sub>O piping between outdoor unit and indoor heat emitters
- > Inverter controlled scroll compressor
- > Built-in electric back-up heater as additional heating during extremely cold outdoor temperature
- > Possible to combine with domestic hot water (see combination table p54)



Space heating and cooling  
Optional domestic hot water



BE/31/001

## Heating & Cooling

Outdoor unit without bottom plate heater				EBHQ011BB6V3	EBHQ014BB6V3	EBHQ016BB6V3	EBHQ011BB6W1	EBHQ014BB6W1	EBHQ016BB6W1		
Outdoor unit with bottom plate heater				EBLQ011BB6V3	EBLQ014BB6V3	EBLQ016BB6V3	EBLQ011BB6W1	EBLQ014BB6W1	EBLQ016BB6W1		
Heating capacity	Nom.			kW	11.20 (1) / 10.87 (2)	14.00 (1) / 13.10 (2)	16.00 (1) / 15.06 (2)	11.20 (1) / 10.87 (2)	14.00 (1) / 13.10 (2)	16.00 (1) / 15.06 (2)	
Cooling capacity	Nom.			kW	12.85 (1) / 10.00 (2)	15.99 (1) / 12.50 (2)	16.73 (1) / 13.10 (2)	12.85 (1) / 10.00 (2)	15.99 (1) / 12.50 (2)	16.73 (1) / 13.10 (2)	
Power input	Cooling	Nom.			kW	3.87 (1) / 3.69 (2)	5.75 (1) / 5.39 (2)	6.36 (1) / 5.93 (2)	3.87 (1) / 3.69 (2)	5.40 (1) / 5.06 (2)	6.15 (1) / 5.75 (2)
	Heating	Nom.			kW	2.56 (1) / 3.31 (2)	3.29 (1) / 4.01 (2)	3.88 (1) / 4.71 (2)	2.60 (1) / 3.21 (2)	3.30 (1) / 4.07 (2)	3.81 (1) / 4.66 (2)
COP											
EER											
Dimensions	Unit	Height			mm	1,418			1,418		
		Width			mm	1,435			1,435		
		Depth			mm	382			382		
Weight	Unit			kg	180			180			
Hydraulic component	Back-up heater current	Type				6V3			6W1		
		Power supply	Phase/Frequency/Voltage	Hz/V	1~/50/230			3~/50/400			
Operation range	Heating	Ambient	Min.~Max.	°CWB		-15~35 (EBHQ) / -20~35 (EBLQ)			-15~35 (EBHQ) / -25~35 (EBLQ)		
		Water side	Min.~Max.	°C		15 (6)~55 (6)			15 (6)~55 (6)		
	Cooling	Ambient	Min.~Max.	°CDB		10~46			10~46		
		Water side	Min.~Max.	°C		5~22			5~22		
	Domestic hot water	Ambient	Min.~Max.	°CDB		-15~43 (EBHQ) / -20~43 (EBLQ)			-15~43 (EBHQ) / -25~43 (EBLQ)		
Water side		Min.~Max.	°C		25~80			25~80			
Refrigerant	Type			R-410A							
	Charge			kg	2.95			2.95			
Sound power level	Heating	Nom.			dBA	64	65	66	64	65	66
	Cooling	Nom.			dBA	65	66	69	65	66	69
Sound pressure level	Heating	Nom.			dBA	51			51		
	Cooling	Nom.			dBA	50	52	54	50	52	54
Compressor component	Main power supply	Name/Phase/Frequency/Voltage	V3/1~/50/230			W1/3N~/50/400					

(1) Condition 1: cooling Ta 35°C - LWE 18°C (DT = 5°C); heating Ta DB/WB 7°C/6°C - LWC 35°C (DT = 5°C) Condition 2: cooling Ta 35°C - LWE 7°C (DT = 5°C); heating Ta DB/WB 7°C/6°C - LWC 45°C (DT = 5°C) (6) 15°C-25°C: BUH only, no heat pump operation = during commissioning





ED(L/H)Q-BB

- > **Single and three phase heating only monobloc**
- > Energy efficient **heating only** system based on air to water heat pump technology
- > Outdoor unit extracts heat from the outdoor air, even at -25°C
- > Low energy bills and low CO<sub>2</sub> emissions
- > Eco-label certified
- > H<sub>2</sub>O piping between outdoor unit and indoor heat emitters
- > Inverter controlled scroll compressor
- > Built-in electric back-up heater as additional heating during extremely cold outdoor temperature
- > Possible to combine with domestic hot water (see combination table p54)



Space heating  
Optional  
domestic hot  
water



BE/31/001

## Heating only

Outdoor unit without bottom plate heater				EDHQ011BB6V3	EDHQ014BB6V3	EDHQ016BB6V3	EDHQ011BB6W1	EDHQ014BB6W1	EDHQ016BB6W1
Outdoor unit with bottom plate heater				EDLQ011BB6V3	EDLQ014BB6V3	EDLQ016BB6V3	EDLQ011BB6W1	EDLQ014BB6W1	EDLQ016BB6W1
Heating capacity	Nom.		kW	11.20 (1) / 10.87 (2)	14.00 (1) / 13.10 (2)	16.00 (1) / 15.06 (2)	11.20 (1) / 10.87 (2)	14.00 (1) / 13.10 (2)	16.00 (1) / 15.06 (2)
Power input	Heating	Nom.	kW	2.56 (1) / 3.31 (2)	3.29 (1) / 4.01 (2)	3.88 (1) / 4.71 (2)	2.60 (1) / 3.21 (2)	3.30 (1) / 4.07 (2)	3.81 (1) / 4.66 (2)
COP				4.38 (1) / 3.28 (2)	4.25 (1) / 3.27 (2)	4.12 (1) / 3.20 (2)	4.31 (1) / 3.38 (2)	4.24 (1) / 3.22 (2)	4.20 (1) / 3.23 (2)
Dimensions	Unit	Height	mm	1,418			1,418		
		Width	mm	1,435			1,435		
		Depth	mm	382			382		
Weight	Unit		kg	180			180		
Hydraulic component	Back-up heater current	Type		6V3			6W1		
		Power supply	Phase/Frequency/Voltage	Hz/V	1~/50/230			3~/50/400	
Operation range	Heating	Ambient	Min.-Max. °CWB	-15~-35 (EDHQ) / -20~-35 (EDLQ)			-15~-35 (EDHQ) / -25~-35 (EDLQ)		
		Water side	Min.-Max. °C	15 (5)~55 (5)			15 (5)~55 (5)		
	Domestic hot water	Ambient	Min.-Max. °CDB	-15~-43 (EDHQ) / -20~-43 (EDLQ)			-15~-43 (EDHQ) / -25~-43 (EDLQ)		
		Water side	Min.-Max. °C	25~80			25~80		
Refrigerant	Type			R-410A					
	Charge		kg	2.95			2.95		
Sound power level	Heating	Nom.	dBA	64	65	66	64	65	66
Sound pressure level	Heating	Nom.	dBA	51			51		
Compressor component	Main power supply	Name/Phase/Frequency/Voltage		V3/1~/50/230			W1/3N~/50/400		

(1) Condition 1: cooling Ta 35°C - LWE 18°C (DT = 5°C); heating Ta DB/WB 7°C/6°C - LWC 35°C (DT = 5°C) (2) Condition 2: cooling Ta 35°C - LWE 7°C (DT = 5°C); heating Ta DB/WB 7°C/6°C - LWC 45°C (DT = 5°C) (5) 15°C-25°C: BUH only, no heat pump operation = during commissioning

# Domestic hot water tanks - Survey

Whether your customer wants domestic hot water only or the advantage of solar energy, Daikin offers you the domestic hot water tank that meets his or her requirements.



INDOOR UNIT		Domestic hot water tank		
		EKHWP-B	EKHWS-B	EKHWE-A
		300-500	150-200-300	150-200-300
Wall mounted	EHBH-C	hot water + solar (opt.)	hot water + solar (opt.)	
	EHBX-C			
MONOBLOC		300-500	150-200-300	150-200-300
With bottom plate heater	EDLQ-BB6V3 / EDLQ-BB6W1		hot water + solar (opt.)	
	EBLQ-BB6V3 / EBLQ-BB6V3			
Without bottom plate heater	EDHQ-BB6V3 / EDHQ-BB6W1		hot water + solar (opt.)	
	EBHQ-BB6V3 / EBHQ-BB6V3			
	EBHQ-BB6V3			

## EKHWP-B

## Domestic hot water tank



EKHWP-B

- › Domestic hot water at any time thanks to large hot water storage
- › Heat loss is reduced to a minimum thanks to the high quality insulation
- › Better performance with unpressurised solar system both for low temperature and high temperature solutions
- › For latest information, see page 349

Domestic hot water tank				*EKHWP300B		*EKHWP500B		
Casing	Colour	Dust grey (RAL7037)						
	Material	Impact resistant polypropylene						
Dimensions	Unit	HeightxWidthxDepth	mm	1,590x595x615		1,590x790x790		
	Weight	Unit	Empty	kg	59	92		
Tank	Water volume			l	300	500		
	Maximum water temperature			°C	85			
Heat exchanger	Domestic hot water	Tube material		Stainless steel (DIN 1.4404)				
		Face area	m <sup>2</sup>	5.7	5.9			
		Internal coil volume	l	27.8	28.4			
		Operating pressure	bar	6				
		Average specific thermal output	W/K	2,795	2,860			
	Charging	Tube material		Stainless steel (DIN 1.4404)				
		Face area	m <sup>2</sup>	2.5	3.7			
		Internal coil volume	l	12.3	17.4			
	Auxiliary solar heating	Tube material		Stainless steel (DIN 1.4404)				
		Face area	m <sup>2</sup>	-	1.0			
Internal coil volume		l	-	5				
	Average specific thermal output	W/K	-	313				

\*Note: grey cells contain preliminary data

# EKHWS-B

# Domestic hot water tank



EKHWS-B

- > Stainless steel domestic hot water tank
- > Available in 150 200 and 300 liters



Domestic hot water tank				EKHWS150B3V3	EKHWS200B3V3	EKHWS300B3V3	EKHWS200B3Z2	EKHWS300B3Z2
Casing	Colour			Neutral white			Neutral white	
	Material			Epoxy-coated mild steel			Epoxy-coated mild steel	
Dimensions	Unit	HeightxWidthxDiameter	mm	900x580x580	1,150x580x580	1,650x580x580	1,150x580x580	1,650x580x580
	Weight	Unit	Empty	kg	37	45	59	45
Tank	Water volume		l	150	200	300	200	300
	Material			Stainless steel (DIN 1.4521)			Stainless steel (DIN 1.4521)	
	Maximum water temperature		°C	85			85	
	Insulation	Heat loss	kw/24h	2.39	2.42	2.83	2.42	2.83
Heat exchanger	Quantity			1			1	
	Tube material			Duplex steel LDX 2101			Duplex steel LDX 2101	
Booster heater	Capacity		kW	3			3	
Power supply	Phase/Frequency/Voltage		Hz/V	1~/50/230			2~/50/400	

# EKHWE-A

# Domestic hot water tank



EKHWE200A

- > Enameled domestic hot water tank
- > Available in 150 200 and 300 liters



Domestic hot water tank				EKHWE150A3V3	EKHWE200A3V3	EKHWE300A3V3	EKHWE200A3Z2	EKHWE300A3Z2
Casing	Colour			RAL9010				
	Material			Epoxy coated steel				
Dimensions	Unit	HeightxDiameter	mm	1,205x545	1,580x545	1,572x660	1,580x545	1,572x660
	Weight	Unit	Empty	kg	80	104	140	104
Tank	Water volume		l	150	200	300	200	300
	Maximum water temperature			°C				
	Insulation	Heat loss	kw/24h	1.7	1.9	2.5	1.9	2.5
	Booster heater	Capacity		kW	3.0			
Power supply	Phase/Frequency/Voltage		Hz/V	1~/50/230			2~/50/400	





- › Easy and convenient regulation of the indoor temperature, resulting in ideal comfort and energy efficiency
- › Heating and cooling mode, with possibility to disable cooling mode if not required
- › Comfort function mode activates the programmed temperature levels intended for a home occupied during the day; default setpoints are 21°C in heating mode and 24°C in cooling mode and can be changed by the user
- › Reduced function mode activates the programmed temperature levels for periods when the house is unoccupied or at night; default setpoints are 17°C in heating, 28°C in cooling mode and can be changed by the user
- › Scheduled function mode: uses a timer to schedule heating and cooling setpoints throughout the day; up to 12 setpoints can be programmed per day; the selected setpoints will be automatically activated at the scheduled time
- › Holiday function mode: intended for setting reduced and fuel-efficient setpoints when the house is unoccupied for long periods. The default setpoints are 14°C for heating and 30°C for cooling.
- › Off function: switches the system off; however, the integrated frost protection remains activated (set by default at 4°C).
- › Setpoint limitation sets the upper and lower setpoint limits within which the user can programme the desired comfort levels and can only be modified by the installer
- › Number of setpoint changes: 12/day
- › Key lock function: possible to lock the keys of the room thermostat



Wired room thermostat				EKRTWA
Dimensions	Unit	HeightxWidthxDepth	mm	87x125x34
Weight	Unit		g	215
Ambient temperature	Storage	Min./Max.	°C	-20/60
	Operation	Min./Max.	°C	0/50
Temperature setting range	Heating	Min./Max.	°C	4/37
	Cooling	Min./Max.	°C	4/37
Clock				Yes
Regulation function				Proportional band
Power supply	Voltage		V	Battery powered 3* AA-LR6 (alkaline)
Connection				Wired

Wireless room thermostat				EKRTR1
Dimensions	Thermostat	Height/Width/Depth	mm	87/125/34
	Receiver	Height/Width/Depth	mm	170/50/28
Weight	Thermostat		g	210
	Receiver		g	125
Ambient temperature	Storage	Min./Max.	°C	-20/60
	Operation	Min./Max.	°C	0/50
Temperature setting range	Heating	Min./Max.	°C	4/37
	Cooling	Min./Max.	°C	4/37
Clock				Yes
Regulation function				Proportional band
Power supply	Thermostat	Voltage	V	Battery powered 3x AA-LRG (alkaline)
	Receiver	Voltage	V	230
	Frequency		Hz	50
Connection	Phase			1~
	Thermostat			Wireless
Maximum distance to receiver	Receiver			Wired
	Indoor		m	approx.30m
	Outdoor		m	approx.100m



EKSOLHW

- > Transfers solar heat to the domestic hot water tank
- > Save energy and reduce CO<sub>2</sub> emissions with a solar system for domestic hot water production

Solar kit				EKSOLHW
Dimensions	Unit	HeightxWidthxDepth	mm	770x305x270
Weight	Unit		kg	8
Operation range	Ambient temperature	Min.~Max.	°C	1~35
Sound pressure level	Nom.		dB(A)	27
Thermal performance	Zero loss collector efficiency $\eta_0$		%	-
Power supply	Phase/Frequency/Voltage		Hz/V	1~/50/220-240
Power supply intake				Indoor unit

## EKSR3P

## Wired remote control for pump station EKSRDS1A

- > Save energy and reduce CO<sub>2</sub> emissions with a solar system for domestic hot water production
- > Wired remote control for pump station EKSRDS1A, connectable to pressurised solar system
- > Pump station and control provide the transfer of solar heat to the domestic hot water tank

Wired remote control				EKSR3PA
Mounting				On wall
Dimensions	Unit	HeightxWidthxDepth	mm	332x230x145
Control	Type			Digital temperature difference controller with plain text display
	Power consumption		W	2
Sensor	Solar panel temperature sensor			Pt1000
	Storage tank sensor			PTC
	Return flow sensor			PTC
	Feed temperature and flow sensor			Voltage signal (3.5V DC)
Power supply	Voltage		V	230



EKSH-P



EKSV-P

- › Solar collectors can produce up to 70% of the energy needed for hot water production – a major cost saving
- › Horizontal and vertical solar collector for domestic hot water production
- › High efficiency collectors transfer all the short-wave solar radiation into heat as a result of their highly selective coating
- › Easy to install on roof tiles



Solar collector			EKSH26P	EKSV26P
Dimensions	Unit	HeightxWidthxDepth	mm	1,300x2,000x85
Weight	Unit		kg	43
Volume			l	2.1
Surface	Outer		m <sup>2</sup>	2.601
	Aperture		m <sup>2</sup>	2.364
	Absorber		m <sup>2</sup>	2.354
Coating	Micro-therm (absorption max.96%, Emission ca. 5% +/-2%)			
Absorber	Harp-shaped copper pipe register with laser-welded highly selective coated aluminium plate			
Glazing	Single pane safety glass, transmission +/- 92%			
Allowed roof angle	Min.-Max.		°	15~80
Operating pressure	Max.		bar	6
Stand still temperature	Max.		°C	200
Thermal performance	Zero loss collector efficiency $\eta_0$		%	78.7
	Heat loss coefficient $a_1$		W/m <sup>2</sup> .K	4.270
	Temperature dependence of the heat loss coefficient $a_2$		W/m <sup>2</sup> .K <sup>2</sup>	0.0070
	Thermal capacity		kJ/K	6.5
	Incident angle modifier  AM at 50°			0.94
Installed position				Vertical
				Horizontal



FWXV-A



ARC452A15

- > Energy efficient heating and cooling system based on air source heat pump technology
- > Optimum energy efficiency when connected to a Daikin Altherma low temperature system
- > The indoor unit distributes air at the sound of a whisper. The noise produced amounts to barely 22dB(A) in cooling and 19dB(A) in radiant heat mode. In comparison, the ambient sound in a quiet room amounts to 40dB(A) on average.
- > Reduced running costs
- > Vertical auto swing moves the discharge flaps up and down for efficient air and temperature distribution throughout the room
- > Ideal for installation beneath a window
- > Weekly timer can be set to start heating or cooling anytime on a daily or weekly basis
- > Indoor unit silent operation: "silent" button on the remote control lowers the operation sound of the indoor unit by 3dB(A)
- > Can be installed against a wall or recessed
- > Powerful mode can be selected for rapid cooling; after the powerful mode is turned off, the unit returns to the preset mode.
- > Titanium apatite photocatalytic air purification filter removes airborne microscopic particles, powerfully decomposes odours and helps to prevent the propagation of bacteria, viruses, microbes to ensure a steady supply of clean air



## Heating & Cooling

Indoor unit				FWXV15A	FWXV20A
Heating capacity	Total capacity	Nom.	kW	1.5	2.0
			Btu/h	5,100	6,800
Cooling capacity	Total capacity	Nom.	kW	1.2	1.7
	Sensible capacity	Nom.	kW	0.98	1.4
Power input	Heating	Nom.	kW	0.013	0.015
	Cooling	Nom.	kW	0.013	0.015
Dimensions	Unit	HeightxWidthxDepth	mm	600x700x210	
Weight	Unit		kg	15	
Piping connections	Drain/OD/Inlet/Outlet		mm/inch	18/G 1/2/G 1/2	
Sound pressure level	Heating	Nom.	dBA	19	29
	Cooling	Nom.	dBA	19	29
Power supply	Phase/Frequency/Voltage		Hz/V	1~/50/60/220-240/220	

(1) Cooling: indoor temp. 27°CDB, 19°CWB; entering water temp. 7°C, water temperature rise 5K. (2) Heating: room temperature 20°CDB and entering water temperature 45°C, water temperature drop 5K.

# The natural choice

New control panel:  
easy to use, commission  
and service

**COP 5.04**

Integrated heating and  
hot water unit, saving installation  
space and time

Higher efficiencies at every ambient  
and flow temperature

The optimum heating solution  
for low energy homes



**SEASONAL EFFICIENCY**  
Smart use of energy

Today, Daikin leads the way  
towards more efficient, cost-  
effective and environmentally  
friendly comfort solutions,  
introducing products optimised  
for all seasons.

The new Daikin Altherma low temperature heat pump, an innovative  
product range, designed to deliver only the best in climate control.

**DAIKIN**  
altherma

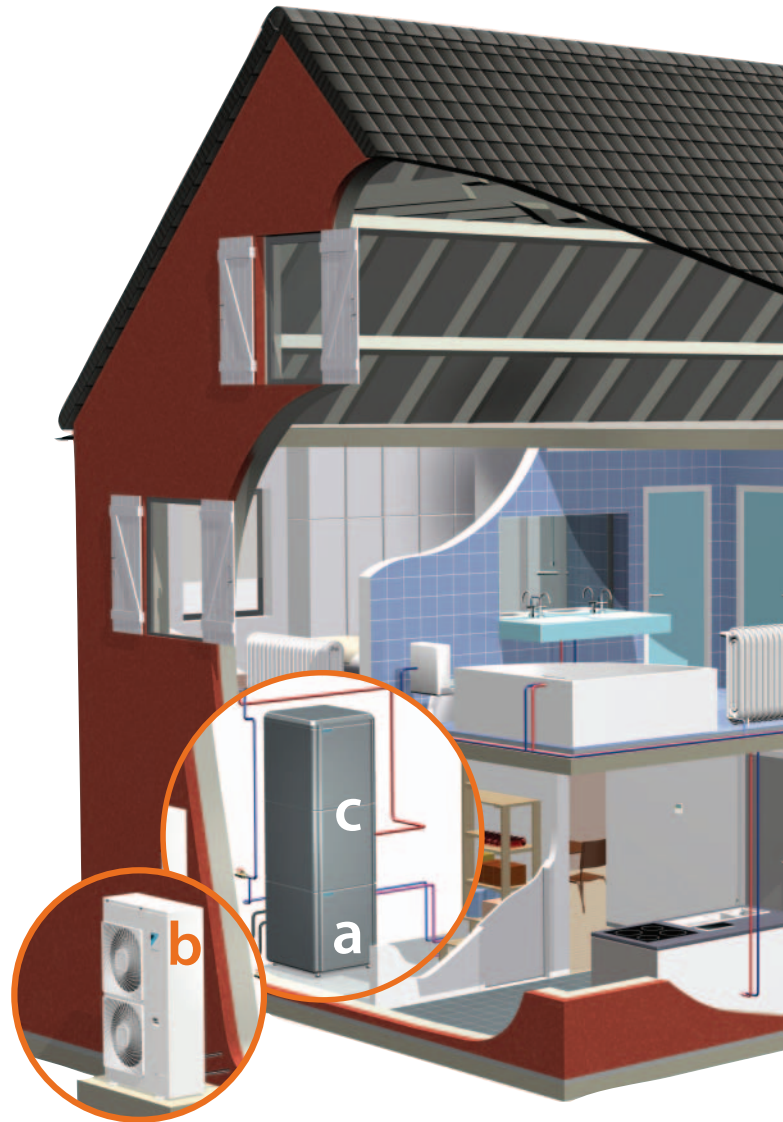


# Daikin Altherma high temperature split

Heating & domestic hot water

## for renovations

The Daikin Altherma high temperature system offers heating and domestic hot water for your home. Replacing a traditional boiler, it connects to the existing piping allowing you to keep your current hydraulic connections and emitters. The Daikin Altherma high temperature system is therefore the ideal solution for renovations. The split system consists of an outdoor unit and an indoor unit and can be completed with a solar connection



### Accessories ..... for high temperature applications

#### Easy control

With Daikin Altherma's user interface, the ideal temperature can be easily, quickly and conveniently regulated. It allows for more precise measurement and can regulate your comfort even more optimally and energy efficiently.



- ✓ Low running costs and optimum comfort at even the coldest outdoor temperatures, thanks to the unique cascade compressor approach
- ✓ No need to change your existing radiators and piping as water temperatures can be increased up to 80°C for heating and domestic hot water use
- ✓ Only limited installation space needed as the indoor unit and domestic hot water tank can be stacked on each other

**a** - Indoor unit

**b** - Outdoor unit

**c** - Domestic hot water tank

---

## Heat emitters

The Daikin Atherma high temperature system is designed to work only with high-temperature radiators, which come in various sizes and formats to suit the interior design as well as the heating requirement. Our radiators can be individually controlled or they can be regulated by the central heating control programme.

## Solar connection

The Daikin Atherma high temperature heating system can optionally use solar energy for hot water production.

If the solar energy is not required immediately, the purpose-built hot water tank (EKHWP) can store large quantities of heated water for up to a day for later use as domestic hot water or for heating.

# EKHDRD-ACV1/Y1 ER(R/S)Q-AV1/Y1 / EMRQ-A

Daikin Altherma high temperature split



EKHDRD-ACV1/Y1



ER(R/S)Q-AV1/Y1



- > Low energy bills and low CO<sub>2</sub> emissions
- > Energy efficient heating only system based on air to water heat pump technology
- > Combinable with high temperature radiators
- > Easy replacement of existing boiler, without changing heating pipes
- > High temperature application: up to 80°C without electric heater
- > Floor standing indoor unit up to 16kW
- > Inverter controlled scroll compressor
- > Outdoor unit extracts heat from the outdoor air, even at -20°C

## Heating only



BE/31/001

Indoor unit				EKHDRD011ACV1	EKHDRD014ACV1	EKHDRD016ACV1	EKHDRD011ACY1	EKHDRD014ACY1	EKHDRD016ACY1
Casing	Colour	Metallic grey							
	Material	Precoated sheet metal							
Dimensions	Unit	HeightxWidthxDepth	mm	705x600x695					
Weight	Unit			144.25			147.25		
Operation range	Heating	Ambient	Min.~Max.	-20~20					
		Water side	Min.~Max.	25~80					
	Domestic hot water	Ambient	Min.~Max.	-20~35					
		Water side	Min.~Max.	25~80					
Refrigerant	Type								
	Charge			3.2					
Sound pressure level	Nom.			43 (3) / 46 (4)	45 (3) / 46 (4)	46 (3) / 46 (4)	43 (3) / 43 (4)	45 (3) / 45 (4)	46 (3) / 46 (4)
	Night quiet mode	Level 1			40 (3)	43 (3)	45 (3)	40 (3)	43 (3)
Power supply	Name/Phase/Frequency/Voltage			V1/1~/50/220-240			Y1/3~/50/380-415		
Current	Recommended fuses			25			16		

Outdoor unit with bottom plate heater				ERRQ011AV1	ERRQ014AV1	ERRQ016AV1	ERRQ011AY1	ERRQ014AY1	ERRQ016AY1
Outdoor unit without bottom plate heater				ERSQ011AV1	ERSQ014AV1	ERSQ016AV1	ERSQ011AY1	ERSQ014AY1	ERSQ016AY1
Heating capacity	Nom.			11 (1) / 11 (2)	14 (1) / 14 (2)	16 (1) / 16 (2)	11 (1) / 11 (2)	14 (1) / 14 (2)	16 (1) / 16 (2)
Power input	Heating	Nom.	kW	3.57 (1) / 4.40 (2)	4.66 (1) / 5.65 (2)	5.57 (1) / 6.65 (2)	3.57 (1) / 4.40 (2)	4.66 (1) / 5.65 (2)	5.57 (1) / 6.65 (2)
COP				3.08 (1) / 2.50 (2)	3.00 (1) / 2.48 (2)	2.88 (1) / 2.41 (2)	3.08 (1) / 2.50 (2)	3.00 (1) / 2.48 (2)	2.88 (1) / 2.41 (2)
Dimensions	Unit	HeightxWidthxDepth	mm	1,345x900x320					
Weight	Unit			120					
Operation range	Heating	Min.~Max.	°CWB	-20~20					
	Domestic hot water	Min.~Max.	°CDB	-20~35					
Refrigerant	Type	R-410A							
	Charge			4.5					
Sound power level	Heating	Nom.	dBA	68	69	71	68	69	71
Sound pressure level	Heating	Nom.	dBA	52	53	55	52	53	55
Power supply	Name/Phase/Frequency/Voltage			V1/1~/50/220-240			Y1/3~/50/380-415		
Current	Recommended fuses			25			16		

Outdoor unit				EMRQ8A	EMRQ10A	EMRQ12A	EMRQ14A	EMRQ16A	
Heating capacity	Nom.			22.4 (1)	28 (1)	33.6 (1)	39.2 (1)	44.8 (1)	
Cooling capacity	Nom.			20 (2)	25 (2)	30 (2)	35 (2)	40 (2)	
Dimensions	Unit	HeightxWidthxDepth	mm	1,680x1,300x765					
Weight	Unit			331			339		
Operation range	Heating	Min.~Max.	°CWB	-15~20					
	Domestic hot water	Ambient	Min.~Max.	-15~35					
		Cooling	Min.~Max.	°CDB	10~43				
Refrigerant	Type	R-410A							
Piping connections	Liquid	OD	mm	9.52			12.7		
	Suction	OD	mm	19.1	22.2		28.6		
	High and low pressure gas	OD	mm	15.9	19.1			22.2	
		Piping length	OU - IU	Max.	100				
		System	Equivalent	120					
	Total piping length	Actual	300						
Sound power level	Heating	Nom.	dBA	78		80	83	84	
Sound pressure level	Heating	Nom.	dBA	58		60	62	63	
Power supply	Name/Phase/Frequency/Voltage			Y1/3~/50/380-415					

(1) EW 55°C; LW 65°C; Dt 10°C; ambient conditions: 7°CDB/6°CWB (2) EW 70°C; LW 80°C; Dt 10°C; ambient conditions: 7°CDB/6°CWB (3) Sound levels are measured at: EW 55°C; LW 65°C; Dt 10°C; ambient conditions: 7°CDB/6°CWB (4) Sound levels are measured at: EW 70°C; LW 80°C; Dt 10°C; ambient conditions: 7°CDB/6°CWB



- > Stainless steel domestic hot water tank
- > The indoor unit and domestic hot water tank can be stacked to save space, or installed next to each other, if only limited height is available
- > Available in 200 and 260 liters
- > Heat loss is reduced to a minimum thanks to the high quality insulation
- > At necessary intervals, the indoor unit can heat up the water to 60°C to prevent the risk of bacteria growth
- > Efficient temperature heat-up: from 10°C to 50°C in only 60 minutes




## Domestic hot water tank

Indoor unit				EKHTS200AC		EKHTS260AC	
Casing	Colour			Metallic grey			
	Material			Galvanised steel (precoated sheet metal)			
Dimensions	Unit	Height(Integrated on indoor unit)xWidthxDepth	mm	1,335(2,010)x600x695		1,610(2,285)x600x695	
	Weight	Unit	Empty	kg	70	78	
Tank	Water volume			l	200	260	
	Material			Stainless steel (EN 1.4521)			
	Maximum water temperature			°C	75		
Heat exchanger	Quantity			1			
	Tube material			Duplex steel (EN 1.4162)			
	Face area			m <sup>2</sup>	1.56		
	Internal coil volume			l	7.5		



EKHWP-B

- > Domestic hot water at any time thanks to large hot water storage
- > Heat loss is reduced to a minimum thanks to the high quality insulation
- > Better performance with unpressurised solar system both for low temperature and high temperature solutions
- > For latest information, see page 349



Domestic hot water tank				*EKHWP300B	*EKHWP500B
Casing	Colour	Dust grey (RAL7037)			
	Material	Impact resistant polypropylene			
Dimensions	Unit	HeightxWidthxDepth	mm	1,590x595x615	1,590x790x790
	Weight	Unit	Empty	kg	59
Tank	Water volume		l	300	500
	Maximum water temperature		°C	85	
Heat exchanger	Domestic hot water	Tube material		Stainless steel (DIN 1.4404)	
		Face area	m <sup>2</sup>	5.7	5.9
		Internal coil volume	l	27.8	28.4
		Operating pressure	bar	6	
	Average specific thermal output	W/K	2,795	2,860	
	Charging	Tube material		Stainless steel (DIN 1.4404)	
		Face area	m <sup>2</sup>	2.5	3.7
		Internal coil volume	l	12.3	17.4
	Average specific thermal output	W/K	1,235	1,809	
	Auxiliary solar heating	Tube material		Stainless steel (DIN 1.4404)	
Face area		m <sup>2</sup>	-	1.0	
Internal coil volume		l	-	5	
Average specific thermal output	W/K	-	313		

\*Note: grey cells contain preliminary data





EKSH-P



EKSV-P

- › Solar collectors can produce up to 70% of the energy needed for hot water production – a major cost saving
- › Horizontal and vertical solar collector for domestic hot water production
- › High efficiency collectors transfer all the short-wave solar radiation into heat as a result of their highly selective coating
- › Easy to install on roof tiles

Solar collector			EKSH26P	EKSV26P
Dimensions	Unit	HeightxWidthxDepth	mm	1,300x2,000x85
Weight	Unit		kg	43
Volume			l	2.1
Surface	Outer		m <sup>2</sup>	2.601
	Aperture		m <sup>2</sup>	2.364
	Absorber		m <sup>2</sup>	2.354
Coating	Micro-therm (absorption max.96%, Emission ca. 5% +/-2%)			
Absorber	Harp-shaped copper pipe register with laser-welded highly selective coated aluminium plate			
Glazing	Single pane safety glass, transmission +/- 92%			
Allowed roof angle	Min.–Max.		°	15–80
Operating pressure	Max.		bar	6
Stand still temperature	Max.		°C	200
Thermal performance	Zero loss collector efficiency $\eta_0$		%	78.7
	Heat loss coefficient a1		W/m <sup>2</sup> .K	4.270
	Temperature dependence of the heat loss coefficient a2		W/m <sup>2</sup> .K <sup>2</sup>	0.0070
	Thermal capacity		kJ/K	6.5
	Incident angle modifier  AM at 50°			
Installed position				Vertical
				Horizontal



EKSRPS3

- › Save energy and reduce CO<sub>2</sub> emissions with a solar system for domestic hot water production
- › Pump station connectable to unpressurised solar system
- › Pump station and control provide the transfer of solar heat to the domestic hot water tank

Pump station			EKSRPS3
Mounting	On side of tank		
Dimensions	Unit	HeightxWidthxDepth	mm
Control	Type	815x230x142	
	Power consumption	W	Digital temperature difference controller with plain text display
Sensor	Solar panel temperature sensor		2
	Storage tank sensor		Pt1000
	Return flow sensor		PTC
	Feed temperature and flow sensor		PTC
Power supply	Voltage	V	Voltage signal (3.5V DC)
			230

# Daikin Altherma Flex Type

The Daikin Altherma range is a mix of intelligent solutions and advanced control technologies that provide the ultimate in controllable comfort for residential or commercial buildings while respecting the environment through reduced energy consumption.



## Concept description

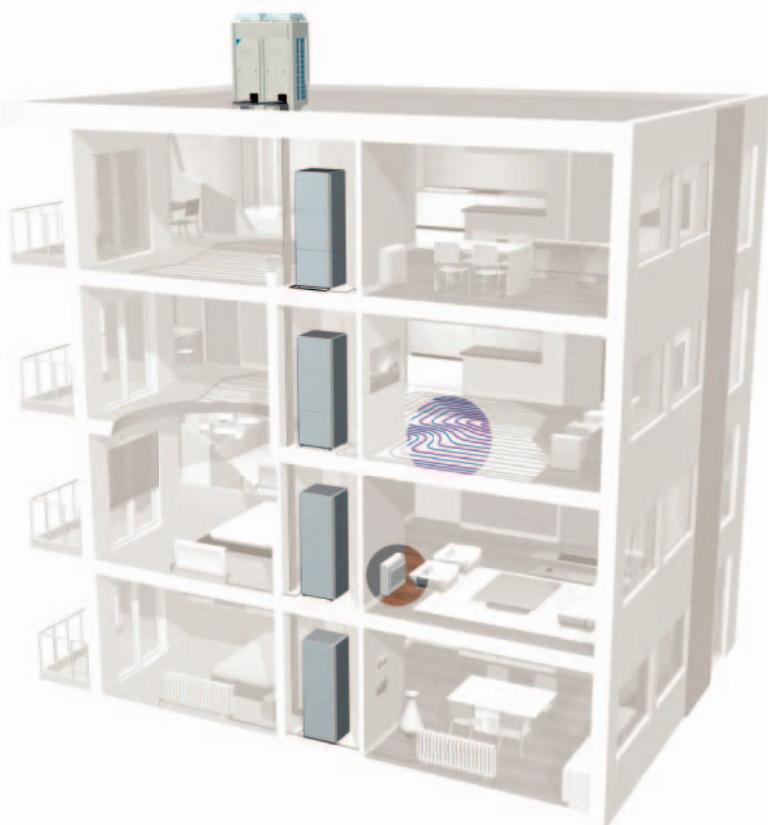
### 3-in-1 system

Daikin Altherma Flex Type heats, cools, and produces domestic hot water:

- > Heating: leaving water temperatures up to 80° C
- > Cooling: leaving water temperatures down to 5° C
- > Hot water: tank temperatures up to 75° C

Thanks to its heat recovery function, the system can heat up the hot water tank up to 60°C with rejected heat from cooling operation.

One or more indoor and outdoor units



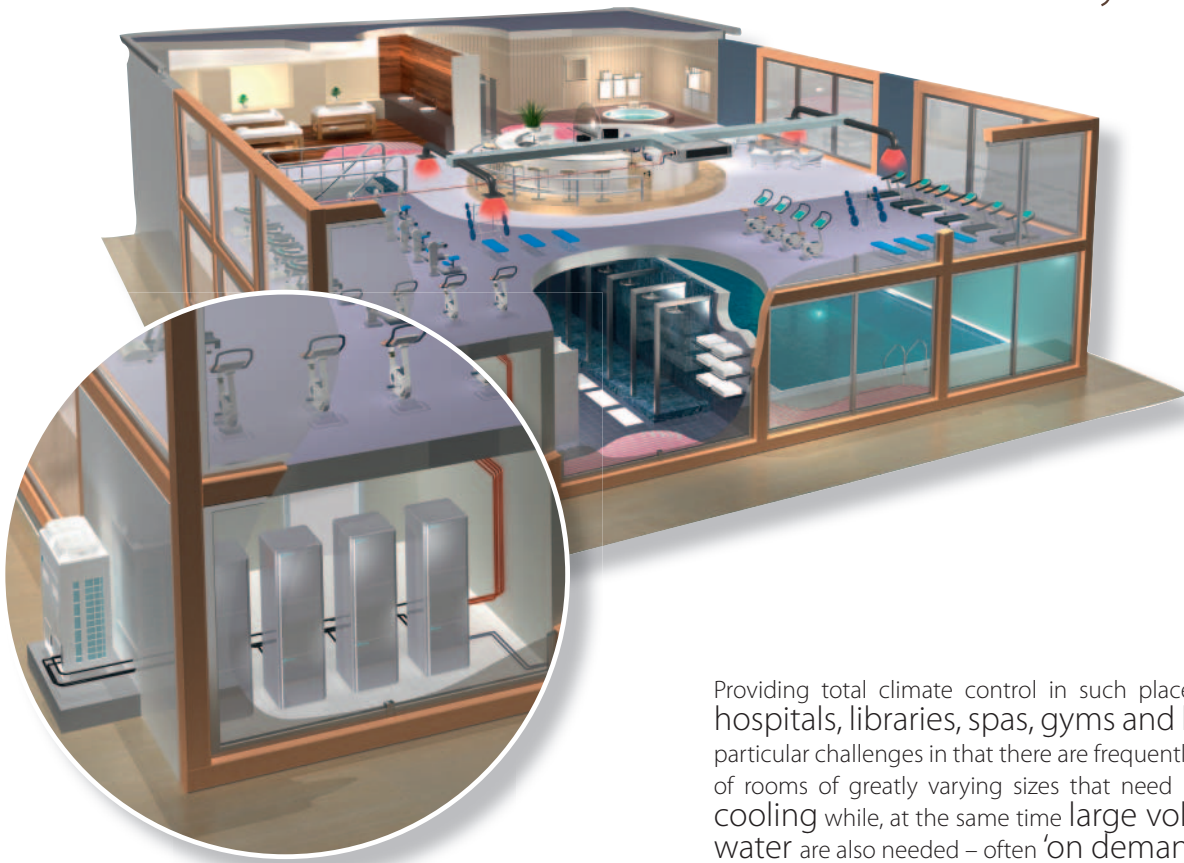
1  
Heating

2  
Cooling

3  
Hot water



- ✓ Top Comfort
- ✓ Heating, hot water and cooling
- ✓ Low CO<sub>2</sub> emissions
- ✓ Modular system



Providing total climate control in such places as schools, hospitals, libraries, spas, gyms and hotels presents particular challenges in that there are frequently a large number of rooms of greatly varying sizes that need heating and cooling while, at the same time large volumes of hot water are also needed – often ‘on demand’.

The Daikin Altherma range is designed with these sorts of challenges in mind. Each outdoor unit can be linked to up to ten indoor units with each indoor unit being individually controlled to enable the perfect comfort temperature to be maintained at all times. In addition, by making integrated and optimal use of VRV, cascade and heat pump technologies, the system efficiently generates hot water in both heating and cooling modes.



EKHVM(R/Y)D-A / EKHBRD-AC



- > Low energy bills and low CO<sub>2</sub> emissions
- > Energy efficient heating and cooling system based on air to water heat pump technology
- > High temperature application: up to 80°C without electric heater
- > Floor standing indoor unit up to 16 kW
- > Flexible configuration with respect to heat emitters
- > Inverter controlled scroll compressor

## 6kW to 9kW

### Heating only

### Heating & Cooling

Indoor unit				EKHVMRD50A	EKHVMRD80A	EKHVMYD50A	EKHVMYD80A
Casing	Colour			Metallic grey		Metallic grey	
	Material			Precoated sheet metal		Precoated sheet metal	
Dimensions	Unit	HeightxWidthxDepth	mm	705x600x695		705x600x695	
Weight	Unit			92		120	
Operation range	Heating	Ambient	Min.~Max. °C	-15~20		-15~20	
		Water side	Min.~Max. °C	25~80		25~80	
	Cooling	Ambient	Min.~Max. °C	-		10~43	
		Water side	Min.~Max. °C	-		5~20	
	Domestic hot water	Ambient	Min.~Max. °CDB	-15~35		-15~35	
		Water side	Min.~Max. °C	45~75		45~75	
Refrigerant	Type			R-134a		R-134a	
	Charge			2		2	
Sound pressure level	Nom.		dBA	40(1) / 43(2)	42(1) / 43(2)	40(1) / 43(2)	42(1) / 43(2)
	Night quiet mode	Level 1	dBA	38		38	
Power supply	Name/Phase/Frequency/Voltage			V1/1~/50/220-240		V1/1~/50/220-240	
Current	Recommended fuses			20		20	

(1) Sound levels are measured at EW 55°C; LW 65°C (2) Sound levels are measured at EW 70°C; LW 80°C



## Heating only - 11kW to 16kW

Indoor unit				EKHBRD011ACV1	EKHBRD014ACV1	EKHBRD016ACV1	EKHBRD011ACY1	EKHBRD014ACY1	EKHBRD016ACY1	
Casing	Colour			Metallic grey			Metallic grey			
	Material			Precoated sheet metal			Precoated sheet metal			
Dimensions	Unit	HeightxWidthxDepth	mm	705x600x695			705x600x695			
Weight	Unit			kg			144.25			
Operation range	Heating	Ambient	Min.~Max.	°C			-20 ~20			
		Water side	Min.~Max.	°C			25~80			
	Domestic hot water	Ambient	Min.~Max.	°CDB			-20~35			
		Water side	Min.~Max.	°C			25~80			
Refrigerant	Type			R-134a			R-134a			
	Charge			kg			3.2			
Sound pressure level	Nom.			dBA	43(1) / 46(2)	45(1) / 46(2)	46(1) / 46(2)	43(1) / 43(2)	45(1) / 45(2)	46(1) / 46(2)
	Night quiet mode			Level 1	dBA	40	43	45	40	43
Power supply	Name/Phase/Frequency/Voltage			V1/1~/50/220-240			Y1/3~/50/380-315			
Current	Recommended fuses			A			25			
							16			

(1) Sound levels are measured at EW 55°C; LW 65°C (2) Sound levels are measured at EW 70°C; LW 80°C





EMRQ8-16A



- > Low energy bills and low CO<sub>2</sub> emissions
- > Easy installation and maintenance
- > Integrated heat recovery system
- > The ultimate heating solution for residential and commercial applications based on air to water heat pump technology
- > Customised to meet your building's needs: up to 10 indoor units can be connected to 1 outdoor unit



## Heat recovery

Outdoor unit				EMRQ8A	EMRQ10A	EMRQ12A	EMRQ14A	EMRQ16A	
Heating capacity	Nom.		kW	22.4 (1)	28 (1)	33.6 (1)	39.2 (1)	44.8 (1)	
Cooling capacity	Nom.		kW	20 (2)	25 (2)	30 (2)	35 (2)	40 (2)	
Dimensions	Unit	HeightxWidthxDepth	mm	1,680x1,300x765					
Weight	Unit		kg	331		339			
Operation range	Heating	Min.~Max.	°CWB	-15~20					
	Domestic hot water	Ambient   Min.~Max.	°CDB	-15~35					
	Cooling	Min.~Max.	°CDB	10~43					
Refrigerant	Type			R-410A					
Piping connections	Liquid	OD	mm	9.52			12.7		
	Suction	OD	mm	19.1	22.2		28.6		
	High and low pressure gas	OD	mm	15.9	19.1		22.2		
	Piping length	OU - IU	Max.	m	100				
		System	Equivalent	m	120				
Total piping length	System	Actual	m	300					
Sound power level	Heating	Nom.	dBA	78		80	83	84	
Sound pressure level	Heating	Nom.	dBA	58		60	62	63	
Power supply	Name/Phase/Frequency/Voltage			Y1/3~/50/380-415					

(1) Condition: Ta=7°CDB/6°CWB, 100% connection ratio (2) Condition: Ta=35°CDB, 100% connection ratio



- > Stainless steel domestic hot water tank
- > The indoor unit and domestic hot water tank can be stacked to save space, or installed next to each other, if only limited height is available
- > Available in 200 and 260 liters
- > Heat loss is reduced to a minimum thanks to the high quality insulation
- > At necessary intervals, the indoor unit can heat up the water to 60°C to prevent the risk of bacteria growth
- > Efficient temperature heat-up: from 10°C to 50°C in only 60 minutes



## Domestic hot water tank

Indoor unit				EKHTS200AC		EKHTS260AC	
Casing	Colour			Metallic grey			
	Material			Galvanised steel (precoated sheet metal)			
Dimensions	Unit	Height(Integrated on indoor unit)xWidthxDepth	mm	1,335(2,010)x600x695		1,610(2,285)x600x695	
	Weight	Unit	Empty	kg	70	78	
Tank	Water volume			l	200	260	
	Material			Stainless steel (EN 1.4521)			
	Maximum water temperature			°C	75		
Heat exchanger	Quantity			1			
	Tube material			Duplex steel (EN 1.4162)			
	Face area			m <sup>2</sup>	1.56		
	Internal coil volume			l	7.5		



FWXV-A



ARC452A15

- > Energy efficient heating and cooling system based on air source heat pump technology
- > Optimum energy efficiency when connected to a Daikin Altherma low temperature system
- > The indoor unit distributes air at the sound of a whisper. The noise produced amounts to barely 22dB(A) in cooling and 19dB(A) in radiant heat mode. In comparison, the ambient sound in a quiet room amounts to 40dB(A) on average.
- > Reduced running costs
- > Vertical auto swing moves the discharge flaps up and down for efficient air and temperature distribution throughout the room
- > Ideal for installation beneath a window
- > Weekly timer can be set to start heating or cooling anytime on a daily or weekly basis
- > Indoor unit silent operation: "silent" button on the remote control lowers the operation sound of the indoor unit by 3dB(A)
- > Can be installed against a wall or recessed
- > Powerful mode can be selected for rapid cooling; after the powerful mode is turned off, the unit returns to the preset mode.
- > Titanium apatite photocatalytic air purification filter removes airborne microscopic particles, powerfully decomposes odours and helps to prevent the propagation of bacteria, viruses, microbes to ensure a steady supply of clean air



## Heating & Cooling

Indoor unit				FWXV15A	FWXV20A
Heating capacity	Total capacity	Nom.	kW	1.5	2.0
			Btu/h	5,100	6,800
Cooling capacity	Total capacity	Nom.	kW	1.2	1.7
	Sensible capacity	Nom.	kW	0.98	1.4
Power input	Heating	Nom.	kW	0.013	0.015
	Cooling	Nom.	kW	0.013	0.015
Dimensions	Unit	HeightxWidthxDepth	mm	600x700x210	
Weight	Unit		kg	15	
Piping connections	Drain/OD/Inlet/Outlet		mm/inch	18/G 1/2/G 1/2	
Sound pressure level	Heating	Nom.	dBA	19	29
	Cooling	Nom.	dBA	19	29
Power supply	Phase/Frequency/Voltage		Hz/V	1~/50/60/220-240/220	

(1) Cooling: indoor temp. 27°CDB, 19°CWB; entering water temp. 7°C, water temperature rise 5K. (2) Heating: room temperature 20°CDB and entering water temperature 45°C, water temperature drop 5K.





# Combination tables



## Daikin Altherma low temperature split

INDOOR		OUTDOOR						DOMESTIC HOT WATER TANK optional				
		Range	004	006	008	011	014	016	EKHWS-B	EKHWE-A		
Wall mounted	EHBH-C	04	heating only				ERHQ-BV3 ERHQ-BW1	ERHQ-BV3 ERHQ-BW1	ERHQ-BV3 ERHQ-BW1	150-200-300	150-200-300	hot water + solar
		08		heating only								
		16					heating only					
	EHBX-C	04	heating & cooling				ERLQ-CV3 ERLQ-CW1	ERLQ-CV3 ERLQ-CW1	ERLQ-CV3 ERLQ-CW1			
		08		heating & cooling								
		16					heating & cooling					
Floor standing	EHVH-C	04	heating & hot water						150-200-300	150-200-300	hot water + solar	
		08		heating & hot water								
		16					heating & hot water					
	EHVX-C	04	heating, cooling & hot water									
		08		heating, cooling & hot water								
		16					heating, cooling & hot water					

## Daikin Altherma low temperature monobloc

With bottom plate heater		MONOBLOC		DOMESTIC HOT WATER TANK optional			
		EBHQ-BV3	EBLQ-BB6V3 EBLQ-BB6W1	EDLQ-BB6V3 EDLQ-BB6W1	EKHWS-B	EKHWE-A	
006	heating & cooling				150-200-300	150-200-300	hot water + solar
008							
011							
014		heating & cooling	heating only				
016							





## Daikin Altherma high temperature split

INDOOR		Range	OUTDOOR					DOMESTIC HOT WATER TANK optional				
			ERRQ-A ERSQ-A	ERRQ-A ERSQ-A	ERRQ-A ERSQ-A	EMRQ-A	EMRQ-A	EMRQ-A	EMRQ-A	EMRQ-A	EKHTS-AC	EKHWP-B
			011	014	016	8	10	12	14	16	200-260	300-500
Floor standing	EKHBRD-AC	011	heating only					hot water	hot water + solar			
		014										
		016										

## Daikin Altherma Flex Type

INDOOR		Range	OUTDOOR					DOMESTIC HOT WATER TANK optional	
			EMRQ-A	EMRQ-A	EMRQ-A	EMRQ-A	EMRQ-A	EKHTS-AC	
			8	10	12	14	16	200-260	
Floor standing	EKHVMRD-A	50	heating only					hot water	
		80							
	EKHVMYD-A	50	heat recovery						
		80							
	EKHBRD-AC	011	heating only						
		014							
016									

The best of two worlds united

Pure comfort and design



## COMFORT IS KEY



Nexura makes your world a comfortable one. The coolness of a summer breeze or the cosiness of an extra heat source brings a feeling of well-being to your living space all year round. Its unobtrusive yet stylish design with a front panel that radiates additional heat, its low noise level and reduced air flow turn your room into a haven.



FVXG-K



RXG25-35K



ARC466A2



nexura

- > The aluminium part of the front panel of the Nexura indoor unit has the capability of warming up, just like a traditional radiator, to add even more comfort on cold days
- > Quiet and discrete, Nexura offers you the best in heating and cooling, in comfort and design
- > The indoor unit distributes air at the sound of a whisper. The noise produced amounts to barely 22dB(A) in cooling and 19dB(A) in radiant heat mode. In comparison, the ambient sound in a quiet room amounts to 40dB(A) on average.
- > Comfortable vertical auto swing ensures draughtfree operation and prevents ceiling soiling
- > Online controller (optional): control your indoor unit from any location via smartphone, laptop, pc, tablet or touch screen
- > Can be installed against a wall or recessed



**UNIQUE TECHNOLOGY**

## Heating & Cooling

Indoor unit				FVXG25K	FVXG35K	FVXG50K
Cooling capacity	Min./Nom./Max.		kW	1.3/2.5 /3.0	1.4/3.5 /3.8	1.7/5.0 /5.6
Heating capacity	Min./Nom./Max.		kW	1.3/3.4 /4.5	1.4/4.5 /5.0	1.7/5.8 /8.1
Seasonal efficiency (according to EN14825)	Cooling	Energy label		A++		
		Pdesign	kW	2.50	3.50	5.00
		SEER		6.46	6.33	5.31
		Annual energy consumption	kWh	135	194	330
	Heating (Average climate)	Energy label		A+		
		Pdesign	kW	2.80	3.10	4.60
SCOP			4.56	3.93	4.13	
	Annual energy consumption	kWh	858	1,103	1,558	
Nominal efficiency (cooling at 35°/27° nominal load, heating at 7°/20° nominal load)	EER			4.55	3.68	3.29
	COP			4.36	3.72	3.67
	Annual energy consumption		kWh	275	475	760
	Energy label	Cooling/Heating		A/A		
Casing	Colour		Fresh white(6.5Y 9.5/0.5)			
Dimensions	Unit	HeightxWidthxDepth	mm	600x950x215		
Weight	Unit		kg	22		
Fan - Air flow rate	Cooling	High/Nom./Low/Silent operation	m <sup>3</sup> /min	8.9/7.0/5.3/4.5	9.1/7.2/5.3/4.5	10.6/8.9/7.3/6.0
	Heating	High/Nom.	m <sup>3</sup> /min	9.9/7.8	10.2/8.0	12.2/10.0
Sound power level	Cooling	Nom.	dB(A)	54	55	56
	Heating	Nom.	dB(A)	55	56	58
Sound pressure level	Cooling	High/Nom./Low/Silent operation	dB(A)	38/32/26/23	39/33/27/24	44/40/36/32
	Heating	H/N/L/Silent operation/Radiant heat	dB(A)	39/32/26/22/19	40/33/27/23/19	46/40/34/30/26
Piping connections	Liquid	OD	mm	6.35		
	Gas	OD	mm	9.5		
	Drain	OD	mm	18		
Power supply	Phase / Frequency / Voltage		Hz / V	1~ / 50 / 220-240		

Outdoor unit				RXG25K	RXG35K	RXG50K
Dimensions	Unit	HeightxWidthxDepth	mm	550x765x285	550x765x285	735x825x300
Weight	Unit		kg	34	34	48
Fan - Air flow rate	Cooling	High/Super low	m <sup>3</sup> /min	33.5/30.1	36.0/30.1	50.9/48.9
	Heating	High/Super low	m <sup>3</sup> /min	30.2/25.6	30.2/25.6	45.0/43.1
Sound power level	Cooling	High	dB(A)	62	64	63
Sound pressure level	Cooling	High/Silent operation	dB(A)	46/43	48/44	48/44
	Heating	High/Silent operation	dB(A)	47/44	48/45	48/45
Operation range	Cooling	Ambient	Min.-Max. °CDB	10~46	10~46	10~46
	Heating	Ambient	Min.-Max. °CWB	-15~20	-15~20	-15~20
Refrigerant	Type/GWP			R-410A/1,975	R-410A/1,975	R-410A/1,975
Piping connections	Piping length	OU - IU	Max. m	20	20	30
	Level difference	IU - OU	Max. m	15	15	20
Power supply	Phase / Frequency / Voltage		Hz / V	1~ / 50 / 220-240	1~ / 50 / 220-240	1~ / 50 / 220-240
Current - 50Hz	Maximum fuse amps (MFA)		A	16	16	20

(1) EER/COP according to Eurovent 2012



# FTXG-JW/A / RXLG-K

Wall mounted unit  
Designed for colder climates



- › Daikin Emura's most obvious asset is its looks. The sober but stylish appearance adds an additional dimension to Daikin's well-known brand values of superior comfort and quality
- › Remarkable blend of iconic design and engineering excellence with an elegant finish in matt crystal white or brushed aluminium
- › Good design award: unique evaluation criterion for industrial design in Japan
- › Online controller (optional): control your indoor unit from any location via smartphone, laptop, pc, tablet or touch screen
- › Extended operation range down to -25°C in heating



down to  
-25°C



## Heating & Cooling

INDOOR UNIT			FTXG25JW	FTXG35JW	FTXG50JW	FTXG25JA	FTXG35JA	FTXG50JA	
Cooling capacity	Min./Nom./Max.	kW	1.3/2.5 /3.0	1.4/3.5 /3.8	1.7/5.0/5.3	1.3/2.5 /3.0	1.4/3.5 /3.8	1.7/5.0/5.3	
Heating capacity	Min./Nom./Max.	kW	1.3/3.4 /4.5	1.4/4.0 /5.0	1.7/5.8/6.5	1.3/3.4 /4.5	1.4/4.0 /5.0	1.7/5.8/6.5	
Seasonal efficiency (according to EN14825)	Cooling	Energy label	A++			A			
		Pdesign	2.50	3.50	5.00	2.50	3.50	5.00	
		SEER	6.53	6.51	5.45	6.53	6.51	5.45	
	Heating (Average climate)	Annual energy consumption	kWh	134	188	321	134	188	321
		Energy label	A+			A+			
		Pdesign	2.80	3.30	4.60	2.80	3.30	4.60	
Nominal efficiency (cooling at 35°/27° nominal load, heating at 7°/20° nominal load)	SCOP	4.25	4.16	3.83	4.25	4.16	3.83		
	Annual energy consumption	kWh	923	1,112	1,682	923	1,112	1,682	
	EER	4.46	3.93	3.21	4.46	3.93	3.21		
COP	4.36	4.04	3.6	4.36	4.04	3.63			
	Annual energy consumption	kWh	280	445	780	280	445	780	
Casing	Colour	Matt crystal white			Brushed aluminium				
Dimensions	Unit	HeightxWidthxDepth	295x915x155						
Weight	Unit	kg	11						
Fan - Air flow rate	Cooling	High/Nom./Low/Silent operation	m³/min	8.8/6.8/4.7/3.8	10.1/7.3/4.6/3.9	10.3/8.5/6.7/5.7	8.8/6.8/4.7/3.8	10.1/7.3/4.6/3.9	10.3/8.5/6.7/5.7
	Heating	High/Nom.	m³/min	9.6/7.9	10.8/8.6	11.4/9.8	9.6/7.9	10.8/8.6	11.4/9.8
Sound power level	Cooling	High/Nom.	dB(A)	54/56	58/60	60/60	54/56	58/60	60/60
	Heating	High	dB(A)	55	58	60	55	58	60
Sound pressure level	Cooling	High/Nom./Low/Silent operation	dB(A)	38/32/25/22	42/34/26/23	44/40/35/32	38/32/25/22	42/34/26/23	44/40/35/32
	Heating	High/Nom./Low/Silent operation	dB(A)	39/34/28/25	42/36/29/26	44/40/35/32	39/34/28/25	42/36/29/26	44/40/35/32
Piping connections	Liquid	OD	mm	6.35					
	Gas	OD	mm	9.5	12.7		9.5		
	Drain	OD	mm	16 or 18		18	16 or 18		
Power supply	Phase / Frequency / Voltage	Hz / V	1~ / 50 / 220-240						

OUTDOOR UNIT			RXLG25K	RXLG35K	RXLG50K	RXLG25K	RXLG35K	RXLG50K	
Dimensions	Unit	HeightxWidthxDepth	550x765x285		735x825x300	550x765x285		735x825x300	
Weight	Unit	kg	34		48	34		48	
Fan - Air flow rate	Cooling	High/Super low	m³/min	33.5/30.1	36.0/30.1	50.9/48.9	33.5/30.1	36.0/30.1	50.9/48.9
	Heating	High/Super low	m³/min	28.3/25.6	30.2/25.6	45/43.1	28.3/25.6	30.2/25.6	45/43.1
Sound power level	Cooling	High	dB(A)	61	63	61	63	63	
Sound pressure level	Cooling	High/Silent operation	dB(A)	46/43	48/44	46/43	48/44	48/44	
	Heating	High/Silent operation	dB(A)	47/44	48/45	47/44	48/45	48/45	
Operation range	Cooling	Ambient	Min.-Max. °CDB	-10~-46					
	Heating	Ambient	Min.-Max. °CWB	-25~-18					
Refrigerant	Type/GWP	R-410A/1,975							
Piping connections	Piping length	OU - IU	Max. m	20	30	20	30	30	
	Level difference	IU - OU	Max. m	15	20	15	20	20	
Power supply	Phase / Frequency / Voltage	Hz / V	1~ / 50 / 220-240						
Current - 50Hz	Maximum fuse amps (MFA)	A	16	20	16	20	16	20	

(1) EER/COP according to Eurovent 2012

# FVXG-K/RXLG-K

Floor standing unit with radiant heat panel  
Designed for colder climates



FVXG-K



RXLG-K



ARC466A2



nexura

- > The aluminium part of the front panel of the Nexura indoor unit has the capability of warming up, just like a traditional radiator, to add even more comfort on cold days
- > Quiet and discrete, Nexura offers you the best in heating and cooling, in comfort and design
- > The indoor unit distributes air at the sound of a whisper. The noise produced amounts to barely 22dB(A) in cooling and 19dB(A) in radiant heat mode. In comparison, the ambient sound in a quiet room amounts to 40dB(A) on average.
- > Comfortable vertical auto swing ensures draughtfree operation and prevents ceiling soiling
- > Online controller (optional): control your indoor unit from any location via smartphone, laptop, pc, tablet or touch screen
- > Extended operation range down to -25°C in heating
- > Can be installed against a wall or recessed



down to  
-25°C

## Heating & Cooling

INDOOR UNIT			FVXG25K	FVXG35K	FVXG50K		
Cooling capacity	Min./Nom./Max.	kW	1.3/2.5 /3.0	1.4/3.5/3.8	1.7/5.0/5.6		
Heating capacity	Min./Nom./Max.	kW	1.3/3.4 /4.5	1.4/4.5 /5.0	1.7/5.8/8.1		
Seasonal efficiency (according to EN14825)	Cooling	Energy label	A++				
		Pdesign	kW	2.50	3.50	5.00	
		SEER		6.46	6.33	5.31	
	Heating (Average climate)	Annual energy consumption	kWh	135	194	330	
		Energy label		A+	A	A+	
		Pdesign	kW	2.80	3.10	4.60	
Nominal efficiency (cooling at 35°/27° nominal load, heating at 7°/20° nominal load)	EER		4.55	3.68	3.29 (1)		
		COP	4.36	3.72	3.67 (1)		
	Annual energy consumption	kWh	275	475	760		
Casing	Colour		Fresh white (6.5Y 9.5/0.5)				
	Dimensions	Unit	HeightxWidthxDepth	600x950x215			
Weight	Unit		22				
	Fan - Air flow rate	Cooling	High/Nom./Low/Silent operation	m³/min	8.9/7.0/5.3/4.5	9.1/7.2/5.3/4.5	10.6/8.9/7.3/6.0
Sound power level	Heating	High/Nom.		m³/min	9.9/7.8	10.2/8.0	12.2/10.0
	Cooling	Nom.		dB(A)		52	58
Sound pressure level	Heating	Nom.		dB(A)		52	58
	Cooling	High/Nom./Low/Silent operation		dB(A)	38/32/26/23	39/33/27/24	44/40/36/32
Piping connections	Heating	High/Nom./Low/Silent operation/Radiant heat		dB(A)	39/32/26/22/19	40/33/27/23/19	46/40/34/30/26
	Liquid	OD		mm		6.35	
Power supply	Gas	OD		mm		9.5	12.7
	Drain	OD		mm		18	
	Phase / Frequency / Voltage	Hz / V				1~ / 50 / 220-240	

OUTDOOR UNIT			RXLG25K	RXLG35K	RXLG50K	
Dimensions	Unit	HeightxWidthxDepth	550x765x285		735x825x300	
Weight	Unit		34		48	
Fan - Air flow rate	Cooling	High/Super low	m³/min	33.5/30.1	36.0/30.1	50.9/48.9
	Heating	High/Super low	m³/min	28.3/25.6	30.2/25.6	45/43.1
Sound power level	Cooling	High	dB(A)	61	63	
Sound pressure level	Cooling	High/Silent operation	dB(A)	46/43	48/44	
	Heating	High/Silent operation	dB(A)	47/44	48/45	
Operation range	Cooling	Ambient	Min.~Max.	-10~46		
	Heating	Ambient	Min.~Max.	-25~18		
Refrigerant	Type/GWP		R-410A/1,975			
Piping connections	Piping length	OU - IU	Max.	20		
	Level difference	IU - OU	Max.	15		
Power supply	Phase / Frequency / Voltage	Hz / V		1~ / 50 / 220-240		
Current - 50Hz	Maximum fuse amps (MFA)	A	16			

(1) EER/COP according to Eurovent 2012





FTXS20-25K



RXL20-25K



ARC452A3



- > Discreet, modern design. Its smooth curve blends beautifully with the wall resulting in an unobtrusive presence that matches all interior décors.
- > High quality matt crystal white finish
- > Whisper quiet in operation: the operating of the unit can hardly be heard. The sound pressure level goes down to 19dBA!
- > Ideal for installation in bedrooms (20,25 class) and larger or irregular shaped living areas (35,42,50 class)
- > 2 area intelligent eye: air flow is sent to a zone other than where the person is located at that moment. If no people are detected, the unit will automatically switch over to the energy-efficient setting.
- > Online controller (optional): control your indoor unit from any location via smartphone, laptop, pc, tablet or touch screen (35,42,50 class)
- > Extended operation range down to -25°C in heating



**down to  
-25°C**

## Heating & Cooling

INDOOR UNIT			FTXS20K	FTXS25K	FTXS35J	FTXS42J	FTXS50J	
Cooling capacity	Min./Nom./Max.	kW	1.3/2.0/2.8	1.3/2.5/3.2	1.4/3.5/4.0	1.7/4.2/5.0	1.7/5.0/5.3	
Heating capacity	Min./Nom./Max.	kW	1.3/2.5/4.3	1.3/2.8/4.7	1.4/4.0/5.2	1.7/5.4/6.0	1.7/5.8/6.5	
Seasonal efficiency (according to EN14825)	Cooling	Energy label	A+		A++		A	
		Pdesign	2.00	2.50	3.50	4.20	5.00	
		SEER	5.71	6.37	6.43	5.47	5.30	
	Heating (Average climate)	Annual energy consumption	kWh	123	137	190	269	330
		Energy label	A++		A+		A	
		Pdesign	2.30	2.50	3.60	3.90	4.60	
Nominal efficiency (cooling at 35°/27° nominal load, heating at 7°/20° nominal load)	SCOP	4.62	4.51	4.24	3.75	3.94		
	Annual energy consumption	kWh	698	775	1,188	1,453	1,634	
	EER	4.65	4.39	4.07	3.47	3.42		
COP	4.55	4.52	4.21	3.72	3.79			
	Annual energy consumption	kWh	215	285	430	605	730	
Energy label	Cooling/Heating			A/A				
	Colour			White				
Dimensions	Unit	HeightxWidthxDepth	289x780x215			295x800x215		
Weight	Unit	kg	8			10		
Fan - Air flow rate	Cooling	High/Nom./Low/Silent operation	m³/min	8.8/6.7/4.7/3.9	9.1/7.0/5.0/3.9	11.4/8.7/5.8/4.4	11.3/9.0/6.8/5.9	11.6/9.2/7.0/6.0
	Heating	High/Nom.	m³/min	9.5/7.8	10.0/8.0	12.4/9.5	12.2/9.7	12.1/9.8
Sound power level	Cooling	Nom.	dBA	58		59		60
	Heating	Nom.	dBA	58		59		60
Sound pressure level	Cooling	High/Nom./Low/Silent operation	dBA	40/32/24/19	41/33/25/19	45/37/29/23	45/39/33/30	46/40/34/31
	Heating	High/Nom./Low/Silent operation	dBA	40/34/27/19	41/34/27/19	45/39/29/26	45/39/33/30	47/41/34/31
Piping connections	Liquid	OD	mm	6.35				
	Gas	OD	mm	9.5				
	Drain	OD	mm	18				
Power supply	Phase / Frequency / Voltage	Hz / V	1~ / 50 / 220-240					

OUTDOOR UNIT			RXL20K	RXL25K	RXL35J	RXL42J	RXL50J	
Dimensions	Unit	HeightxWidthxDepth	550x765x285			550x765x285		735x825x300
Weight	Unit	kg	34			39		48
Sound power level	Cooling	High	dBA	62		63		
	Heating	High	dBA	62		63		
Sound pressure level	Cooling	High/Silent operation	dBA	46/43		48/44		
	Heating	High/Silent operation	dBA	47/44		48/45		
Operation range	Cooling	Ambient	Min.~Max.	°CDB -10~46				
	Heating	Ambient	Min.~Max.	°CWB -25~18				
Refrigerant	Type/GWP	R-410A/1,975						
Piping connections	Piping length	OU - IU	Max.	20				30
	Level difference	IU - OU	Max.	15				20
Power supply	Phase / Frequency / Voltage	Hz / V	1~ / 50 / 220-240					
Current - 50Hz	Maximum fuse amps (MFA)	A	10			20		

(1) EER/COP according to Eurovent 2012



FVXS-F



RXS-K



ARC452A1



- > Its low height enables the unit to fit perfectly beneath a window
- > Can be installed against a wall or recessed
- > Whisper quiet operation: down to 23dBA sound pressure level
- > Vertical air swing moves the discharge flaps up and down for efficient air and temperature distribution throughout the room
- > Online controller (optional): control your indoor unit from any location via smartphone, laptop, pc, tablet or touch screen
- > Extended operation range down to -25°C in heating



**down to  
-25°C**

## Heating & Cooling

INDOOR UNIT			FVXS25F	FVXS35F	FVXS50F	
Cooling capacity	Min./Nom./Max.	kW	1.3/2.5 /3.0	1.4/3.50 /3.8	1.4/5.0 /5.6	
Heating capacity	Min./Nom./Max.	kW	1.3/3.4 /4.5	1.4/4.50 /5.0	1.4/5.8 /8.1	
Seasonal efficiency (according to EN14825)	Cooling	Energy label	B			
		Pdesign	2.5	3.50	5.00	
		SEER	4.71	4.93	5.53	
	Heating (Average climate)	Annual energy consumption	kWh	186	248	317
		Energy label	A+			
		Pdesign	2.60	2.90	4.80	
		SCOP	4.28	3.83	3.59	
Nominal efficiency (cooling at 35°/27° nominal load, heating at 7°/20° nominal load)	Annual energy consumption	kWh	850	1,059	1,874	
	EER		4.39	3.43	3.23	
	COP		4.30	3.69	3.63	
Casing	Energy label	Cooling/Heating	A/A			
	Colour		White			
Dimensions	Unit	HeightxWidthxDepth	mm			
Weight	Unit		600x700x210			
Fan - Air flow rate	Cooling	High/Nom./Low/Silent operation	m³/min			
	Heating	High/Nom./Low/Silent operation	8.2/6.5/4.8/4.1	8.5/6.7/4.9/4.5	10.7/9.2/7.8/6.6	
Sound power level	Cooling	High/Nom.	dBA			
	Heating	High/Nom.	-52	55/52	56/60	
Sound pressure level	Cooling	High/Nom./Low/Silent operation	dBA			
	Heating	High/Nom./Low/Silent operation	-52	55/52	57/60	
Piping connections	Liquid	OD	mm			
	Gas	OD	9.5			
Power supply	Drain	OD	mm			
	Phase / Frequency / Voltage	Hz / V	20			
			1~ / 50 / 220-240			

OUTDOOR UNIT			RXL25K	RXL35J	RXL50J
Dimensions	Unit	HeightxWidthxDepth	mm		
Weight	Unit		550x765x285		
Sound power level	Cooling	High	kg		
	Heating	High	62		48
Sound pressure level	Cooling	High/Silent operation	dBA		
	Heating	High/Silent operation	62	63	63
Operation range	Cooling	Ambient	°CDB		
	Heating	Ambient	46/43	48/44	48/45
Refrigerant	Type/GWP	Min.~Max.	-10~46		
Piping connections	Piping length	OU - IU	m		
	Level difference	IU - OU	m		
Power supply	Phase / Frequency / Voltage	Min.~Max.	°CWB		
Current - 50Hz	Maximum fuse amps (MFA)		R-410A/1,975		
			20		30
			15		20
			1~ / 50 / 220-240		
			10		20

(1) EER/COP according to Eurovent 2012

## VRV + 3 revolutionary standards



### Variable refrigerant temperature

Customize your VRV for best seasonal efficiency & comfort:

Revolutionary variable refrigerant temperature control automatically adapts the system to individual building and climate requirements for greater efficiency and comfort.

- › Annual cost savings up to 28%
- › Optimise the match of building requirements with comfort and efficiency
- › Automatic adjustment of refrigerant temperature guarantees customer satisfaction




### Continuous comfort

The new standard in heating comfort:

Unique continuous heating technology makes VRV IV the best alternative to traditional heating systems.

- › Unique continuous heating technology
- › The best alternative to traditional heating systems



### VRV configurator

Software for simplified commissioning, configuration and customisation

Simplified commissioning: graphical interface to configure, commission and upload system settings.

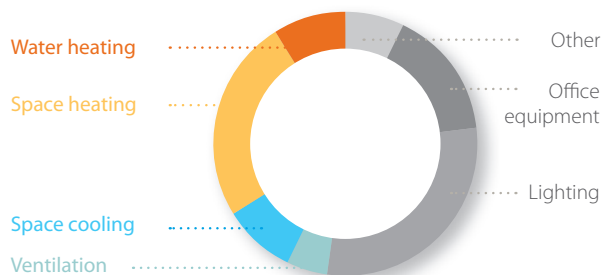
Simplified servicing: additional 7-segment indicator for easy and quick access to basic functions and error read out.

- › Less time needed for commissioning
- › Manage multiple systems in exactly the same way
- › Retrieve initial system settings

# VRV IV sets the standard ...again

- Accurate temperature control, fresh air provision, Biddle air curtains and hot water production, all integrated in a single system requiring only one single point of contact

Manage up to 50% of your building's energy consumption




Source: EIA; Commercial buildings Energy consumption survey

- Outdoor unit display for quick on-site settings and easy read out of errors together with the indication of service parameters for checking basic functions.


## Simplified servicing

The 7-segment indicator saves time through:

- › easy-to-read error report.
- › indication of basic service parameters to quickly check basic functions.
- › clear menu indicating quick and easy on-site settings.



- Wide range of indoor units: possibility to combine VRV with stylish indoor units (Daikin Emura, Nexura, ...)



## Connectable indoor units

	20 CLASS	25 CLASS	35 CLASS	42 CLASS	50 CLASS	60 CLASS	71 CLASS
Daikin Emura – Wall mounted unit		FTXG25JW FTXG25JA	FTXG35JW FTXG35JA		FTXG50JW FTXG50JA		
Wall mounted unit	FTXS20K	FTXS25K	FTXS35K CTXS35K	FTXS42K	FTXS50K	FTXS60G	FTXS71G
Nexura – Floor standing unit		FVXG25K	FVXG35K		FVXG50K		
Floor standing unit		FVXS25F	FVXS35F		FVXS50F		
Flexi type unit		FLXS25B	FLXS35B		FLXS50B	FLXS60B	

BPMKS box needed to connect RA indoors to VRV IV





RYYQ8-12T  
RX1YQ8-12T

**VRV IV**

- › Customize your VRV for best seasonal efficiency & comfort with Variable Refrigerant Temperature
- › Minimum of 28% higher seasonal efficiency with Variable Refrigerant Temperature when compared to previous series
- › Best comfort, no cold draft by supply of a high outblow air temperature thanks to Variable Refrigerant Temperature and all inverter technology
- › Continuous comfort: Unique continuous heating technology makes VRV IV the best alternative to traditional heating systems (only for RYYQ-T)
- › VRV configurator software for the fastest and most accurate commissioning, configuration and customisation
- › Temperature control, fresh air provision, Biddle air curtains and hot water production all integrated in a single system
- › Outdoor unit display for quick on-site settings and easy read out of errors together with the indication of service parameters for checking basic functions.
- › Free combination of outdoor units to meet installation space or efficiency requirements
- › Fits any building as also indoor installation is possible as a result of high external static pressure of up to 78.4 Pa. Indoor installation leads to less piping length, lower installation costs, increased efficiency and better visual aesthetics
- › Simplified installation & guaranteed optimal efficiency with automatic charging & testing
- › Easy compliance with F-gas regulation thanks to automated refrigerant containment check
- › Wide piping flexibility: 30m indoor height difference, maximum piping length: 190m, total piping length: 1,000m
- › The ability to control each conditioned zone individually keeps VRV system running costs to an absolute minimum
- › Spread your installation cost by phased installation
- › Wide range of indoor units: combine VRV indoor units and stylish indoor units as Daikin Emura, Nexura ...
- › Keep your system in top condition via our ACNSS service: 24/7 monitoring for maximum efficiency, extended Lifetime, immediate service support thanks to failure prediction and a clear understanding of operability and usage
- › Available as heating only by irreversible field setting





Outdoor unit				RYYQ8T	RYYQ10T	RYYQ12T	RYYQ14T	RYYQ16T	RYYQ18T	RYYQ20T
Capacity range			HP	8	10	12	14	16	18	20
Cooling capacity	Nom.		kW	22.4	28.0	33.5	40.0	45.0	50.0	56.0
Heating capacity	Nom.		kW	25.0	31.5	37.5	45.0	50.0	56.0	63.0
Power input - 50Hz	Cooling	Nom.	kW	5.2	7.29	8.98	11.0	13.0	14.7	18.5
	Heating	Nom.	kW	5.5	7.38	9.10	11.2	12.8	14.4	17.0
EER				4.30	3.84	3.73	3.64	3.46	3.40	3.03
ESEER				7.53 (1)	7.20 (1)	6.96 (1)	6.83 (1)	6.50 (1)	6.38 (1)	5.67 (1)
COP				4.55	4.27	4.12	4.02	3.91	3.89	3.71
Maximum number of connectable indoor units				64 (2)						
Indoor index connection	Min.			100	125	150	175	200	225	250
	Nom.			200	250	300	350	400	450	500
	Max.			260	325	390	455	520	585	650
Dimensions	Unit	HeightxWidthxDepth	mm	1,685x930x765			1,685x1,240x765			
Weight	Unit		kg	261	268		364		398	
Sound power level	Cooling	Nom.	dBA	78	79		81		86	
Sound pressure level	Cooling	Nom.	dBA	58		61		64	65	66
Operation range	Cooling	Min.~Max.	°CDB	-5~43						
	Heating	Min.~Max.	°CWB	-20~-15.5						
Refrigerant	Type			R-410A						
Piping connections	Liquid	OD	mm	9.52			12.7		15.9	
	Gas	OD	mm	19.1	22.2		28.6			
	Piping length	OU - IU	Max.	165 (3)						
	Total piping length	System	Actual	1,000 (3)						
	Level difference	OU - IU	m	90 (3) Outdoor unit in highest position / 90 (3) Indoor unit in highest position						
Power supply	Phase/Frequency/Voltage		Hz/V	3N~/50/380-415						
Current - 50Hz	Maximum fuse amps (MFA)		A	20	25	32		40		50

Outdoor system				RYYQ22T	RYYQ24T	RYYQ26T	RYYQ28T	RYYQ30T	RYYQ32T	RYYQ34T	RYYQ36T	
System	Outdoor unit module 1			RYMQ10T	RYMQ8T	RYMQ12T				RYMQ16T		
	Outdoor unit module 2			RYMQ12T	RYMQ16T	RYMQ14T	RYMQ16T	RYMQ18T	RYMQ16T	RYMQ18T	RYMQ20T	
Capacity range			HP	22	24	26	28	30	32	34	36	
Cooling capacity	Nom.		kW	61.5	67.4	73.5	78.5	83.5	90.0	95.0	101.0	
Heating capacity	Nom.		kW	69.0	75.0	82.5	87.5	93.5	100.0	106.0	113.0	
Power input - 50Hz	Cooling	Nom.	kW	16.3	18.2	20.0	22.0	23.7	26.0	27.7	31.5	
	Heating	Nom.	kW	16.5	18.3	20.3	21.9	23.5	25.6	27.2	29.8	
EER				3.77	3.70	3.68	3.57	3.52	3.46	3.43	3.21	
ESEER				7.07 (1)	6.81 (1)	6.89 (1)	6.69 (1)	6.60 (1)	6.50 (1)	6.44 (1)	6.02 (1)	
COP				4.18	4.10	4.06	4.00	3.98	3.91	3.90	3.79	
Maximum number of connectable indoor units				64 (2)								
Piping connections	Liquid	OD	mm	15.9			19.1					
	Gas	OD	mm	28.6	34.9						41.3	
	Piping length	OU - IU	Max.	165 (3)								
	Total piping length	System	Actual	1,000 (3)								
	Level difference	OU - IU	m	90 (3) Outdoor unit in highest position / 90 (3) Indoor unit in highest position								
Current - 50Hz	Maximum fuse amps (MFA)		A	63				80				

Outdoor system				RYYQ38T	RYYQ40T	RYYQ42T	RYYQ44T	RYYQ46T	RYYQ48T	RYYQ50T	RYYQ52T	RYYQ54T	
System	Outdoor unit module 1			RYMQ8T	RYMQ10T			RYMQ12T	RYMQ14T	RYMQ16T			RYMQ18T
	Outdoor unit module 2			RYMQ10T	RYMQ12T	RYMQ16T				RYMQ18T			
	Outdoor unit module 3			RYMQ20T	RYMQ18T	RYMQ16T			RYMQ18T				
Capacity range			HP	38	40	42	44	46	48	50	52	54	
Cooling capacity	Nom.		kW	106.0	112.0	118.0	124.0	130.0	135.0	140.0	145.0	150.0	
Heating capacity	Nom.		kW	120.0	125.0	132.0	138.0	145.0	150.0	156.0	162.0	168.0	
Power input - 50Hz	Cooling	Nom.	kW	31.0			33.3	35.0	37.0	39.0	40.7	42.4	44.1
	Heating	Nom.	kW	29.9	30.9	33.0	34.7	36.8	38.4	40.0	41.6	43.2	
EER				3.42	3.61	3.54		3.51	3.46	3.44	3.42	3.40	
ESEER				6.36 (1)	6.74 (1)	6.65 (1)	6.62 (1)	6.60 (1)	6.50 (1)	6.46 (1)	6.42 (1)	6.38 (1)	
COP				4.01	4.05	4.00	3.98	3.94	3.91	3.90	3.89	3.89	
Maximum number of connectable indoor units				64 (2)									
Piping connections	Liquid	OD	mm	19.1									
	Gas	OD	mm	41.3									
	Piping length	OU - IU	Max.	165 (3)									
	Total piping length	System	Actual	1,000 (3)									
	Level difference	OU - IU	m	90 (3) Outdoor unit in highest position / 90 (3) Indoor unit in highest position									
Current - 50Hz	Maximum fuse amps (MFA)		A	100				125					

Outdoor unit module				RYMQ8T	RYMQ10T	RYMQ12T	RYMQ14T	RYMQ16T	RYMQ18T	RYMQ20T
Dimensions	Unit	HeightxWidthxDepth	mm	1,685x930x765			1,685x1,240x765			
Weight	Unit		kg	188	195		309		319	
Sound power level	Cooling	Nom.	dBA	78	79		81		86	
Sound pressure level	Cooling	Nom.	dBA	58		61		64	65	66
Operation range	Cooling	Min.~Max.	°CDB	-5~43						
	Heating	Min.~Max.	°CWB	-20~-15.5						
Refrigerant	Type			R-410A						
Power supply	Phase/Frequency/Voltage		Hz/V	3N~/50/380-415						
Current - 50Hz	Maximum fuse amps (MFA)		A	20	25	32		40		50

(1) The AUTOMATIC ESEER value corresponds with normal VRV IV Heat Pump operation, taking into account advanced energy saving operation functionality (variable refrigerant temperature control operation) (2) Actual number of connectable indoor units depends on the indoor unit type (VRV indoor, Hydrobox, RA indoor, etc.) and the connection ratio restriction for the system (50% <= CR <= 130%) (3) Refer to technical specifications for more detail



Outdoor unit				RXYQ8T	RXYQ10T	RXYQ12T	RXYQ14T	RXYQ16T	RXYQ18T	RXYQ20T
Capacity range			HP	8	10	12	14	16	18	20
Cooling capacity	Nom.		kW	22.4	28.0	33.5	40.0	45.0	50.0	56.0
Heating capacity	Nom.		kW	25.0	31.5	37.5	45.0	50.0	56.0	63.0
Power input - 50Hz	Cooling	Nom.	kW	5.21	7.29	8.98	11.0	13.0	14.7	18.5
	Heating	Nom.	kW	5.5	7.38	9.10	11.2	12.8	14.4	17.0
EER				4.30	3.84	3.73	3.64	3.46	3.40	3.03
ESEER				7.53 (1)	7.20 (1)	6.96 (1)	6.83 (1)	6.50 (1)	6.38 (1)	5.67 (1)
COP				4.54	4.27	4.12	4.02	3.91	3.89	3.71
Maximum number of connectable indoor units				64 (2)						
Indoor index connection	Min.			100	125	150	175	200	225	250
	Nom.			200	250	300	350	400	450	500
	Max.			260	325	390	455	520	585	650
Dimensions	Unit	HeightxWidthxDPTH	mm	1,685x930x765				1,685x1,240x765		
Weight	Unit		kg	-						
Sound power level	Cooling	Nom.	dBA	78	79	81		86		88
Sound pressure level	Cooling	Nom.	dBA	58		61		64	65	66
Operation range	Cooling	Min.~Max.	°CDB	-5~43						
	Heating	Min.~Max.	°CWB	-20~-15.5						
Refrigerant	Type			R-410A						
Piping connections	Liquid	OD	mm	9.52			12.7		15.9	
	Gas	OD	mm	19.1	22.2	28.6				
	Piping length	OU - IU	Max.	165 (3)						
	Total piping length	System	Actual	1,000 (3)						
	Level difference	OU - IU		90 (3) Outdoor unit in highest position / 90 (3) Indoor unit in highest position						
Power supply	Phase/Frequency/Voltage		Hz/V	3N~/50/380-415						
Current - 50Hz	Maximum fuse amps (MFA)		A	20	25	32		40		50

Outdoor system				RXYQ22T	RXYQ24T	RXYQ26T	RXYQ28T	RXYQ30T	RXYQ32T	RXYQ34T	RXYQ36T
System	Outdoor unit module 1			RXYQ10T	RXYQ8T	RXYQ12T			RXYQ16T		
	Outdoor unit module 2			RXYQ12T	RXYQ16T	RXYQ14T	RXYQ16T	RXYQ18T	RXYQ16T	RXYQ18T	RXYQ20T
Capacity range			HP	22	24	26	28	30	32	34	36
Cooling capacity	Nom.		kW	61.5	67.4	73.5	78.5	83.5	90.0	95.0	101.0
Heating capacity	Nom.		kW	69.0	75.0	82.5	87.5	93.5	100.0	106.0	113.0
Power input - 50Hz	Cooling	Nom.	kW	16.3	18.2	20.0	22.0	23.7	26.0	27.7	31.5
	Heating	Nom.	kW	16.5	18.3	20.3	21.9	23.5	25.6	27.2	29.8
EER				3.77	3.70	3.68	3.57	3.52	3.46	3.43	3.21
ESEER				7.07 (1)	6.81 (1)	6.89 (1)	6.69 (1)	6.60 (1)	6.50 (1)	6.44 (1)	6.02 (1)
COP				4.18	4.10	4.06	4.00	3.98	3.91	3.90	3.79
Maximum number of connectable indoor units				64 (2)							
Piping connections	Liquid	OD	mm	15.9			19.1				
	Gas	OD	mm	28.6	34.9				41.3		
	Piping length	OU - IU	Max.	165 (3)							
	Total piping length	System	Actual	1,000 (3)							
	Level difference	OU - IU		90 (3) Outdoor unit in highest position / 90 (3) Indoor unit in highest position							
Current - 50Hz	Maximum fuse amps (MFA)		A	63					80		

Outdoor system				RXYQ38T	RXYQ40T	RXYQ42T	RXYQ44T	RXYQ46T	RXYQ48T	RXYQ50T	RXYQ52T	RXYQ54T
System	Outdoor unit module 1			RXYQ8T	RXYQ10T		RXYQ12T	RXYQ14T	RXYQ16T			RXYQ18T
	Outdoor unit module 2			RXYQ10T	RXYQ12T	RXYQ16T				RXYQ18T		
	Outdoor unit module 3			RXYQ20T	RXYQ18T	RXYQ16T					RXYQ18T	
Capacity range			HP	38	40	42	44	46	48	50	52	54
Cooling capacity	Nom.		kW	106.0	112.0	118.0	124.0	130.0	135.0	140.0	145.0	150.0
Heating capacity	Nom.		kW	120.0	125.0	132.0	138.0	145.0	150.0	156.0	162.0	168.0
Power input - 50Hz	Cooling	Nom.	kW	31.0		33.3	35.0	37.0	39.0	40.7	42.4	44.1
	Heating	Nom.	kW	29.9	30.9	33.0	34.7	36.8	38.4	40.0	41.6	43.2
EER				3.42	3.61	3.54		3.51	3.46	3.44	3.42	3.40
ESEER				6.36 (1)	6.74 (1)	6.65 (1)	6.62 (1)	6.60 (1)	6.50 (1)	6.46 (1)	6.42 (1)	6.38 (1)
COP				4.01	4.05	4.00	3.98	3.94	3.91	3.90	3.89	3.89
Maximum number of connectable indoor units				64 (2)								
Piping connections	Liquid	OD	mm	19.1								
	Gas	OD	mm	41.3								
	Piping length	OU - IU	Max.	165 (3)								
	Total piping length	System	Actual	1,000 (3)								
	Level difference	OU - IU		90 (3) Outdoor unit in highest position / 90 (3) Indoor unit in highest position								
Current - 50Hz	Maximum fuse amps (MFA)		A	100					125			

(1) The AUTOMATIC ESEER value corresponds with normal VRV IV Heat Pump operation, taking into account advanced energy saving operation functionality (variable refrigerant temperature control operation) (2) Actual number of connectable indoor units depends on the indoor unit type (VRV indoor, Hydrobox, RA indoor, etc.) and the connection ratio restriction for the system (50% <= CR <= 130%) (3) Refer to technical specifications for more detail

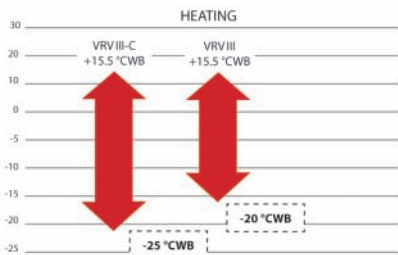






RTSYQ14-16PA

- › First system in the industry developed for heating operation in low ambient conditions, making it suitable for single source heating
- › Extended operation range down to -25°C in heating



- › High COP values at low ambients thanks to the two stage compression technology (COP values of 3.0 and more at -10°C)
- › Improved comfort thanks to shorter defrost time
- › Shorter heat up time compared to standard VRVIII heat pump
- › Easy installation thanks to automatic refrigerant charging operation, automatic test operation
- › Connectable to all VRV indoor units, ventilation and control systems



## Heating & Cooling

Outdoor system				RTSYQ10PA	RTSYQ14PA	RTSYQ16PA	RTSYQ20PA
System	Outdoor unit module 1			RTSQ10PA	RTSQ14PA	RTSQ16PA	RTSQ8PA
	Outdoor unit module 2			-			
Function unit			BTSQ20P				RTSQ12PA
Capacity range			HP	10	14	16	20
Cooling capacity	Nom.			kW	28.0 (1)	40.0 (1)	56.0 (1)
Heating capacity	Nom.			kW	31.5 (2) / 28.0 (3)	45.0 (2) / 40.0 (3)	63.0 (2) / 55.9 (3)
Power input - 50Hz	Cooling	Nom.	kW	7.90 (1)	12.6 (1)	14.9 (1)	15.4 (1)
	Heating	Nom.	kW	7.78 (2) / 8.18 (3)	11.4 (2) / 12.8 (3)	13.0 (2) / 15.0 (3)	15.4 (2) / 18.7 (3)
EER				3.54 (1)	3.17 (1)	3.02 (1)	3.64 (1)
COP				4.05 (2) / 3.42 (3)	3.95 (2) / 3.13 (3)	3.85 (2) / 3.00 (3)	4.09 (2) / 2.99 (3)
Maximum number of connectable indoor units				21	30	34	43
Sound pressure level	Cooling	Max./Nom.	dB(A)	62/60	63/61	65/63	
Piping connections	Liquid	OD	mm	9.52	12.7		15.9
	Gas	OD	mm	22.2	28.6		
	Oil equalizing	OD	mm		-		19.1
	Piping length	OU - IU	Max.	m	165		
	Total piping length	System	Actual	m	500		
	Level difference	OU - IU	m	50 (outdoor unit in highest position) / 40 (indoor unit in highest position)			
Current - 50Hz	Maximum fuse amps (MFA)			A	25	35	40

(1) Cooling: Indoor temp. 27°CDB, 19°CWB; outdoor temp. 35°CDB; equivalent piping length: 7.5m; level difference: 0m; function unit length: 6m; (2) Heating: Indoor temp. 20°CDB; outdoor temp. 7°CDB, 6°CWB; equivalent piping length: 7.5m; level difference: 0m; function unit length: 6m; (3) Heating: Indoor temp. 20°CDB; outdoor temp. -10°CWB; equivalent piping length: 7.5m; level difference 0m; function unit length: 6m

Outdoor unit module				BTSQ20P	RTSQ8PA	RTSQ10PA	RTSQ12PA	RTSQ14PA	RTSQ16PA
Dimensions	Unit	HeightxWidthxDepth	mm	1,570x460x765		1,680x930x765		1,680x1,240x765	
Weight	Unit			kg	110	205	257	338	344
Sound power level	Cooling	Nom.	dB(A)	-					
Operation range	Cooling	Min.~Max.	°CDB	-5~43					
	Heating	Min.~Max.	°CWB	-25~-15.5					
Refrigerant	Type	R-410A							
Power supply	Phase/Frequency/Voltage	Hz/V		3~/50/380-415					
Current - 50Hz	Maximum fuse amps (MFA)			A	20	25	35	40	

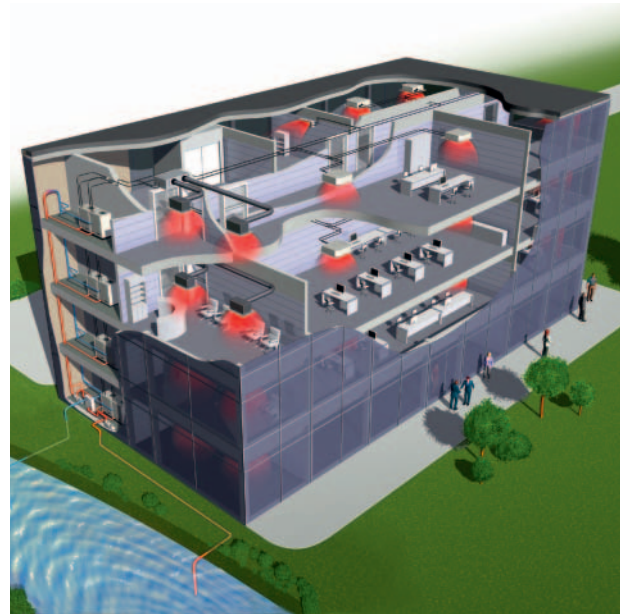




RWEYQ-PR

## VRV-III

- › Reduced CO<sub>2</sub> emissions thanks to the use of geothermal energy as a renewable energy source
- › No need for an external heating or cooling source
- › Extended operation range (inlet water temperature) down to -10°C in heating
- › High heating efficiency at low water entering temperatures (eg. 3.44 COP at -10°C entering water temperature for an 8HP unit)
- › Suitable for multi-storey and large buildings because of the hardly unlimited possibilities of water piping
- › Simultaneous cooling and heating operation from one system
- › 'High sensible mode': allows the VRV system to work with increased sensible capacity in cooling mode, resulting in higher efficiency and improved comfort
- › 2-stage heat recovery: first stage between indoor units, second stage between outdoor units thanks to the storage of energy in the water circuit
- › Heat recovery systems offer the highest comfort, including individual change-over of each BS box without disruption of other BS boxes
- › Wide range of indoor units: 15 different models in a total of 76 variations
- › Compact design (stacked configuration possible)
- › Connectable to current Daikin control systems: DS-net, Intelligent Touch Controller, Intelligent Manager, BACnet Gateway, DMS-iF



## Heat recovery Heating & Cooling

Outdoor unit				RWEYQ8PR	RWEYQ10PR	
Capacity range			HP	8	10	
Cooling capacity	Nom.		kW	22.4	26.1	
Heating capacity	Nom.		kW	25.0	31.5	
Power input - 50Hz	Cooling	Nom.	kW	4.58	6.30	
	Heating	Nom.	kW	4.30	6.20	
EER				4.89	4.14	
COP				5.81	5.08	
Maximum number of connectable indoor units				17	21	
Indoor index connection	Min.			100	125	
	Nom.			200	250	
	Max.			200	250	
Dimensions	Unit	HeightxWidthxDepth	mm	1,000x780x550		
Weight	Unit		kg	149	150	
Sound power level	Cooling	Nom.	dBA			
Sound pressure level	Cooling	Nom.	dBA	50	51	
Operation range	Inlet water temperature	Cooling	Min.-Max. °CDB	6~45		
		Heating	Min.-Max. °CWB	-10~45		
Refrigerant	Type			R-410A		
Piping connections	Liquid	OD	mm	9.52		
	Gas	OD	mm	19.1 (1)	22.2 (1)	
	Discharge gas	OD	mm	15.9 (2) / 19.1 (3)		
	Water	Inlet/Outlet		PT1 1/4B internal thread/PT1 1/4B internal thread		
	Piping length	OU - IU	Max.	m	120	
	Total piping length	System	Actual	m	300	
	Level difference	OU - IU		m	50 (outdoor unit in highest position) / 40 (indoor unit in highest position)	
Power supply	Phase/Frequency/Voltage		Hz/V	3~/50/380-415		
Current - 50Hz	Maximum fuse amps (MFA)		A	25		

(1) In case of heat pump system, gas pipe is not used (2) In case of heat recovery system (3) In case of heat pump system





With air conditioning, you treat the air in a room to obtain an ideal temperature, purity, ventilation and humidity. Air conditioning does much more than just cool the space you live and work in. Enjoy perfect Daikin comfort all year round.

## AIR CONDITIONING

---

<b>Residential applications - Split</b>	<b>73</b>
<b>Light commercial applications - Sky Air</b>	<b>99</b>
<b>Medium to large commercial applications - VRV</b>	<b>133</b>
<b>Ventilation &amp; Biddle Air Curtains</b>	<b>185</b>
<b>Marine types</b>	<b>197</b>



Top seasonal efficiency:

A+++

and much more new  
& improved features ...

Available 2nd half 2013

The **NEW**  
**Ururu**  
**Sarara**



SEASONAL EFFICIENCY  
Smart use of energy












# RESIDENTIAL APPLICATIONS - SPLIT

<b>Products overview</b>	<b>74</b>
<b>Benefits overview</b>	<b>76</b>
<b>PAIR APPLICATIONS</b>	
<b>Wall mounted units</b>	<b>78</b>
FTXR-E / RXR-E	79
FTXG-JW/A / RXG-K	81
NEW FTXS-K/G / RXS-K/F	82
FTX-JV/GV / RX-JV/GV	84
<b>Concealed ceiling units</b>	<b>85</b>
NEW FDXS-F / RXS-K/F	85
<b>Floor standing units</b>	<b>86</b>
FVXG-K / RXG-K	87
FVXS-F / RXS-K	88
<b>Flexi type unit</b>	<b>89</b>
FLXS-B / RXS-K	89
<b>Designed for the cold</b>	<b>90</b>
FTXG-JW/A / RXLG-K	90
FVXG-K / RXLG-K	91
FTXS-K/J / RXL-K/J	92
FVXS-F / RXL-K/J	93
<b>MULTI MODEL APPLICATIONS</b>	<b>95</b>
MXS-E/F/G/H/K	96
MXS-E/F/G/H/K combination tables	97
RXYSQ-P8V1	129

# Products overview - Split

## Indoor units






















Pair & multi application

Type	Model	Product name		
Wall mounted	Ururu Sarara	FTXR-E <sup>1</sup>		
	Daikin Emura	FTXG-JA/W		
	Wall mounted unit	CTXS-K <sup>2</sup>		
	Wall mounted unit	FTXS-K		
	Wall mounted unit	FTXS-J <sup>5</sup>		
	Wall mounted unit	FTXS-G		
	Wall mounted unit	FTX-JV/GV <sup>3</sup>		
Ceiling mounted cassette	Slim concealed ceiling unit	FDXS-F		
Floor standing	Nexura - floor standing unit with radiant heat panel	FVXG-K		
	Floor standing unit	FVXS-F		
Flexi type	Flexi type unit	FLXS-B <sup>4</sup>		



- 1) These indoor units can only be used in pair application
- 2) These indoor units can only be connected to multi outdoor units, pair application is not possible
- 3) 50,60,71 capacity classes cannot be connected to multi outdoor units
- 4) 60 capacity class is only connectable to multi outdoor units, pair application is not possible
- 5) These indoor units can only be connected to RXL-J series

## Outdoor units







































Pair & multi application

Type	Model	Product name		20	25	28	
Air cooled	Pair heat pump	RXR-E					
		RXG-K					
		RXS-K/F					
		RX-JV/GV					
		RXLG-K					
		RXL-K/J					
Air cooled	Multi heat pump	MXS-E (3/4/5 port)					
		MXS-H (2 port)					
		MXS-K (3 port)					
		MXS-G (3 port)					
		MXS-F (4 port)					
		RXYSQ-P8V1 VRVIII-S					





# Benefits overview - Split

		Wall mounted unit		
		FTXR-E	FTXG-J	FTXS-K / CTXS-K
We care icons	 Inverter technology	✓	✓	✓
	 Econo mode		✓	✓
	 2 area intelligent eye			✓ (1)
	 Movement sensor		✓	✓ (2)
	 Energy saving during operation standby		✓	✓
	 Home leave operation	✓		
	 Night set mode	✓	✓	✓
	 Fan only		✓	✓
Comfort	 Comfort mode	✓	✓	✓
	 Powerful mode	✓	✓	✓
	 Auto cooling-heating changeover	✓	✓	✓
	 Whisper quiet	✓	✓	✓
	 Radiant heat			
	 Indoor unit silent operation	✓	✓	✓
	 Comfortable sleeping mode	✓		
	 Outdoor unit silent operation		✓	✓
	 Night quiet mode (cooling only)		RXG-K	
Air flow	 3-D Air flow	✓		✓ (1)
	 Vertical auto swing	✓	✓	✓
	 Horizontal auto swing	✓		✓ (1)
	 Auto fan speed	✓	✓	✓
	 Fan speed steps	5	5	5
Humidity control	 Ururu - humidification	✓		
	 Sarara - dehumidification	✓		
	 Dry programme		✓	✓
Air treatment	 Flash streamer	✓		
	 Titanium photocatalytic air purification filter	✓	✓	✓
	 Photocatalytic deodorising filter			
	 Air filter			
Remote control & timer	 Online controller	✓	✓	✓ (1)
	 Weekly timer		✓	✓
	 24 Hour timer	✓	✓	✓
	 Infrared remote control	✓	✓	✓
	 Wired remote control		✓	✓
	 Centralised control	✓	✓	✓
Other functions	 Auto-restart	✓	✓	✓
	 Self-diagnosis	✓	✓	✓
	 Multi model application		✓	✓
	 VRV for residential application		✓	✓

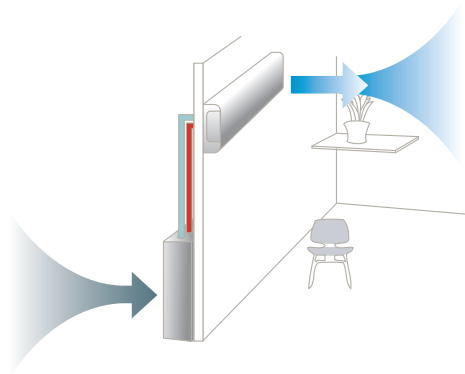
(1) FTXS35,42,50K only  
 (2) FTXS20,25K and CTXS15,35K only  
 (3) Depending on selected remote control



# Ururu Sarara

## A UNIQUE COMBINATION OF HUMIDIFICATION, DEHUMIDIFICATION, VENTILATION AND AIR PURIFICATION

Good temperature control is not all that is needed for a comfortable indoor climate. Precision control of humidity and ventilation of the room is essential. Thanks to the Ururu Sarara, you can humidify, dehumidify, ventilate and purify. The unit is fitted with filters that also filter dust, pollen and smoke. You can also adjust the air purification to meet your specific needs. Thanks to the ventilation system, contaminated indoor air in a space is replaced with fresh outdoor air.

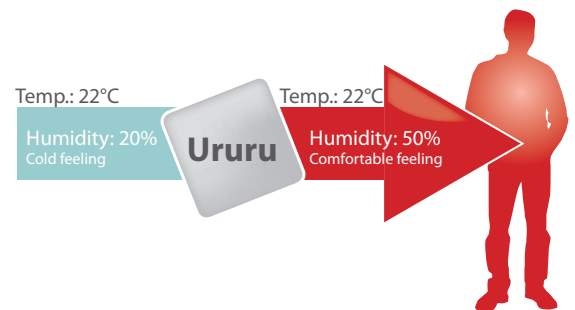


VENTILATION & HUMIDITY CONTROL - HEATING & COOLING



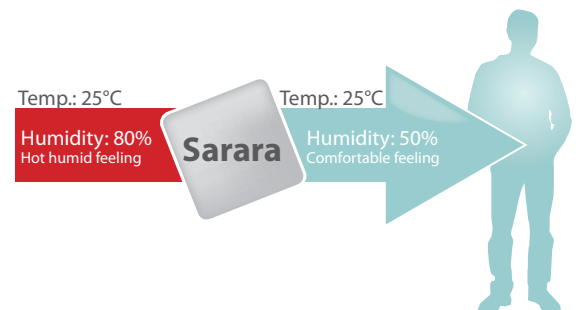
### URURU HUMIDIFICATION: PLEASANT, EVEN DURING HEATING

The Ururu humidification system absorbs moisture from the outdoor air and transports it to the indoor unit, quickly and efficiently humidifying the room. Thanks to the perfect combination of humidification and air conditioning, your room heats evenly.



### SARARA DEHUMIDIFICATION: FEEL THE DIFFERENCE!

When humidity is too high, the Sarara dehumidification system ensures that it is lowered without changing the room temperature. That is ideal for you, because lower humidity means you feel more comfortable.



- > The ideal humidity
- > Comfortable air flow
- > Powerful air purification
- > Stylish design (good design award)
- > Energy saving and high efficiency: one unit of energy is converted into more than five units of energy for cooling or heating



FTXR-E



RXR-E



ARC447A



- > URURU humidification: maintains a comfortable humidity level without any separate water supply
- > SARARA dehumidification: maintains a comfortable and fresh indoor environment by removing moisture from the air without lowering the temperature
- > Powerful ventilation refreshes the room within 2 hours
- > Powerful air purification increases indoor air quality with Daikin Flash Streamer technology
- > Good design award: unique evaluation criterion for industrial design in Japan
- > Online controller (optional): control your indoor unit from any location via smartphone, laptop, pc, tablet or touch screen



## Heating & Cooling

Indoor unit				FTXR28E	FTXR42E	FTXR50E
Cooling capacity	Min./Nom./Max.		kW	1.55/2.8/3.6	1.55/4.2/4.60	1.55/5.0/5.50
Heating capacity	Min./Nom./Max.		kW	1.30/3.6/5.00	1.30/5.1/5.6	1.30/6.0/6.20
Seasonal efficiency (according to EN14825)	Cooling	Energy label		B		
		Pdesign	kW	2.80	4.20	5.00
		SEER		4.91	5.46	5.22
		Annual energy consumption	kWh	200	269	335
	Heating (Average climate)	Energy label		A++		
		Pdesign	kW	4.00	4.90	5.60
SCOP			5.08	4.50	4.27	
	Annual energy consumption	kWh	1,101	1,523	1,834	
Nominal efficiency (cooling at 35°/27° nominal load, heating at 7°/20° nominal load)	EER		5.00	4.00	3.42	
	COP		5.14	4.32	3.97	
	Annual energy consumption		kWh	280	525	730
	Energy label	Cooling/Heating		A/A		
Casing	Colour		White			
Dimensions	Unit	HeightxWidthxDepth	mm	305x890x209		
Weight	Unit		kg	14		
Fan - Air flow rate	Cooling	High/Nom./Low/Silent operation	m <sup>3</sup> /min	11.1/8.8/6.5/5.7	12.4/9.6/6.8/6.0	13.3/10.3/7.3/6.5
	Heating	High/Nom./Low/Silent operation	m <sup>3</sup> /min	12.4/9.8/7.3/6.5	12.9/10.2/7.7/6.8	14.0/11.1/8.3/7.3
Sound power level	Cooling	Nom.	dBA	55	58	60
	Heating	Nom.	dBA	57	58	60
Sound pressure level	Cooling	High/Nom./Low/Silent operation	dBA	39/33/26/23	42/35/27/24	44/37/29/26
	Heating	High/Nom./Low/Silent operation	dBA	41/35/28/25	42/36/29/26	44/38/31/28
Piping connections	Liquid	OD	mm	6.35		
	Gas	OD	mm	9.52		
	Drain	OD	mm	18		
Power supply	Phase / Frequency / Voltage		Hz / V	1~ / 50 / 220-240		

Outdoor unit				RXR28E	RXR42E	RXR50E
Dimensions	Unit	HeightxWidthxDepth	mm	693x795x285	693x795x285	693x795x285
Weight	Unit		kg	48	48	48
Fan - Air flow rate	Cooling	Nom.	m <sup>3</sup> /min	33.8	36.2	36.2
	Heating	Nom.	m <sup>3</sup> /min	31.4	31.9	34.3
Sound power level	Cooling	Nom.	dBA	59	61	62
Sound pressure level	Cooling	Nom.	dBA	46	48	48
	Heating	Nom.	dBA	46	48	50
Operation range	Cooling	Ambient	Min.~Max. °CDB	-10~43	-10~43	-10~43
	Heating	Ambient	Min.~Max. °CWB	-20~18	-20~18	-20~18
Refrigerant	Type/GWP			R-410A/1,975	R-410A/1,975	R-410A/1,975
Piping connections	Piping length	OU - IU	Max. m	10	10	10
	Level difference	IU - OU	Max. m	8	8	8
Power supply	Phase / Frequency / Voltage		Hz / V	1~ / 50 / 220-240	1~ / 50 / 220-240	1~ / 50 / 220-240
Current - 50Hz	Maximum fuse amps (MFA)		A	16	16	16

(1) EER/COP according to Eurovent 2012



# Daikin Emura



FORM.  
FUNCTION.  
REDEFINED.

The Daikin Emura wall mounted air conditioning unit is a remarkable blend of iconic design and engineering excellence. Its ultra-thin profile and elegant finish in matt crystal white or brushed aluminium mean it will complement any interior. And those good looks certainly don't compromise its performance. Engineered in Europe for European climates, you can rely on the Daikin Emura to deliver pleasant temperatures, whatever the season.



It is designed to be mounted high on the wall, for optimum air distribution and whisper-quiet operation. And it is as easy to operate as it is to install and maintain. Just as importantly, its energy efficient rating will make it as attractive to the cost-conscious as the style-conscious. The Daikin Emura represents a perfect marriage of style and substance, of form and function, of intelligent heating and efficient cooling.





- › Daikin Emura's most obvious asset is its looks. The sober but stylish appearance adds an additional dimension to Daikin's well-known brand values of superior comfort and quality
- › Remarkable blend of iconic design and engineering excellence with an elegant finish in matt crystal white or brushed aluminium
- › Good design award: unique evaluation criterion for industrial design in Japan
- › Online controller (optional): control your indoor unit from any location via smartphone, laptop, pc, tablet or touch screen



## Heating & Cooling

Indoor unit			FTXG25JW	FTXG35JW	FTXG50JW	FTXG25JA	FTXG35JA	FTXG50JA	
Cooling capacity	Min./Nom./Max.	kW	1.3/2.5 /3.0	1.4/3.5 /3.8	1.7/5.0 /5.3	1.3/2.5 /3.0	1.4/3.5 /3.8	1.7/5.0 /5.3	
Heating capacity	Min./Nom./Max.	kW	1.3/3.4 /4.5	1.4/4.0 /5.0	1.7/5.8 /6.5	1.3/3.4 /4.5	1.4/4.0 /5.0	1.7/5.8 /6.5	
Seasonal efficiency (according to EN14825)	Cooling	Energy label	A++			A			
		Pdesign kW	2.50	3.50	5.00	2.50	3.50	5.00	
		SEER	6.53	6.51	5.45	6.53	6.51	5.45	
	Heating (Average climate)	Annual energy consumption kWh	134	188	321	134	188	321	
		Energy label	A+			A			
		Pdesign kW	2.80	3.30	4.60	2.80	3.30	4.60	
Nominal efficiency (cooling at 35°/27° nominal load, heating at 7°/20° nominal load)	SCOP	4.34	4.23	3.87	4.34	4.23	3.87		
	Annual energy consumption kWh	903	1,091	1,660	903	1,091	1,660		
	EER	4.46	3.93	3.21	4.46	3.93	3.21		
	COP	4.36	4.04	3.63	4.36	4.04	3.63		
Annual energy consumption kWh	Annual energy consumption	280	445	780	280	445	780		
	Energy label	Cooling/Heating		A/A					
Casing	Colour	Matt crystal white				Brushed aluminium			
Dimensions	Unit	HeightxWidthxDepth	295x915x155						
Weight	Unit	kg	11						
Fan - Air flow rate	Cooling	High/Nom./Low/Silent operation	m <sup>3</sup> /min	8.8/6.8/4.7/3.8	10.1/7.3/4.6/3.9	10.3/8.5/6.7/5.7	8.8/6.8/4.7/3.8	10.1/7.3/4.6/3.9	10.3/8.5/6.7/5.7
	Heating	High/Nom.	m <sup>3</sup> /min	9.6/7.9	10.8/8.6	11.4/9.8	9.6/7.9	10.8/8.6	11.4/9.8
Sound power level	Cooling	High	dBA	54	58	60	54	58	60
	Heating	High	dBA	55	58	60	55	58	60
Sound pressure level	Cooling	High/Nom./Low/Silent operation	dBA	38/32/25/22	42/34/26/23	44/40/35/32	38/32/25/22	42/34/26/23	44/40/35/32
	Heating	High/Nom./Low/Silent operation	dBA	39/34/28/25	42/36/29/26	44/40/35/32	39/34/28/25	42/36/29/26	44/40/35/32
Piping connections	Liquid	OD	mm	6.35					
	Gas	OD	mm	9.52		12.7	9.52		12.7
	Drain	OD	mm	16 or 18		18.0	16 or 18		18.0
Power supply	Phase / Frequency / Voltage	Hz / V	1~ / 50 / 220-240						

Outdoor unit			RXG25K	RXG35K	RXG50K	RXG25K	RXG35K	RXG50K	
Dimensions	Unit	HeightxWidthxDepth	mm	550x765x285	550x765x285	735x825x300	550x765x285	550x765x285	735x825x300
Weight	Unit	kg	34	34	48	34	34	48	
Fan - Air flow rate	Cooling	High/Super low	m <sup>3</sup> /min	33.5/30.1	36.0/30.1	50.9/48.9	33.5/30.1	36.0/30.1	50.9/48.9
	Heating	High/Super low	m <sup>3</sup> /min	30.2/25.6	30.2/25.6	45.0/43.1	30.2/25.6	30.2/25.6	45.0/43.1
Sound power level	Cooling	High	dBA	62	64	63	62	64	63
Sound pressure level	Cooling	High/Silent operation	dBA	46/43	48/44	48/44	46/43	48/44	48/44
	Heating	High/Silent operation	dBA	47/44	48/45	48/45	47/44	48/45	48/45
Operation range	Cooling	Ambient Min.~Max.	°CDB	-10~46	-10~46	-10~46	-10~46	-10~46	-10~46
	Heating	Ambient Min.~Max.	°CWB	-15~20	-15~20	-15~20	-15~20	-15~20	-15~20
Refrigerant	Type/GWP		R-410A/1,975	R-410A/1,975	R-410A/1,975	R-410A/1,975	R-410A/1,975	R-410A/1,975	
Piping connections	Piping length	OU - IU	Max.	m	20	20	20	20	30
	Level difference	IU - OU	Max.	m	15	15	15	15	20
Power supply	Phase / Frequency / Voltage	Hz / V	1~ / 50 / 220-240	1~ / 50 / 220-240	1~ / 50 / 220-240	1~ / 50 / 220-240	1~ / 50 / 220-240	1~ / 50 / 220-240	
Current - 50Hz	Maximum fuse amps (MFA)	A	16	16	20	16	16	20	

(1) EER/COP according to Eurovent 2012

## Optimal design and comfort for the whole home

### Integrated design

- › Discreet, modern design. Its smooth curve blends beautifully with the wall resulting in an unobtrusive presence that matches all interior décors.
- › High quality matt crystal white finish.
- › New remote controller design, in the same high quality matt white finish to create a perfect match with the indoor unit.



### Top performance

The FTXS-K series delivers top performance with seasonal energy efficiency ratings up to A++ and they are equipped with a weekly timer and intelligent eye to generate further energy savings. The weekly timer allows you to programme your unit so that it best suits your needs, whereas the intelligent eye detects the presence of people in the room and activates the economy mode when no one is there.



### The right indoor for the right room

We have a full range of wall units to provide optimal design and comfort in any room in your home.

Our small wall mounted units (CTXS15,35K and FTXS20,25K) are optimised for the modern bedroom.

- › Recognising the trend for less spacious bedrooms and better insulation, we extended our range with the 15 class to deliver exactly the right comfort in smaller rooms.
- › In general, silence is even more important in bedrooms than in living areas: our small wall mounted series go almost unnoticed with operating sound levels as low as 19dBA

Our larger wall mounted units (FTXS35, 42, 50K) deliver perfect comfort to your living area.

- › The new discharge air pattern - using the 'Coanda effect' - provides a greater airflow length ensuring perfect comfort in every corner of your living room.
- › The two-area intelligent eye detects where people are located in the room and can project the airflow away from the occupants to avoid direct draught.
- › To optimize your comfort even further the new wall mounted series are whisper quiet.





FTXS20-25K/CTXS15-35K



RXS20-42K



ARC466A1



- Discreet, modern design. Its smooth curve blends beautifully with the wall resulting in an unobtrusive presence that matches all interior décors.
- High quality matt crystal white finish
- Whisper quiet in operation: the operating of the unit can hardly be heard. The sound pressure level goes down to 19dB!
- Ideal for installation in bedrooms (20,25 class) and larger or irregular shaped living areas (35,42,50 class)
- 2 area intelligent eye: air flow is sent to a zone other than where the person is located at that moment. If no people are detected, the unit will automatically switch over to the energy-efficient setting. (FTXS35,42,50K)
- Online controller (optional): control your indoor unit from any location via smartphone, laptop, pc, tablet or touch screen (FTXS35,42,50,60,71)
- Improved air discharge pattern, using the Coanda effect



## Heating & Cooling

Indoor unit			CTXS15K	CTXS35K	FTXS20K	FTXS25K	FTXS35K	FTXS42K	FTXS50K	FTXS60G	FTXS71G	
Cooling capacity	Min./Nom./Max.	kW			1.3/2.0/2.8	1.3/2.5/3.2	1.4/3.5/4.0	1.7/4.2/5.0	1.7/5.0/5.3	1.7/6.0/6.7	2.3/7.1/8.5	
Heating capacity	Min./Nom./Max.	kW			1.3/2.5/4.3	1.3/2.8/4.7	1.4/4.0/5.2	1.7/5.4/6.0	1.7/5.8/6.5	1.7/7.0/8.0	2.3/8.2/10.2	
Seasonal efficiency (according to EN14825)	Cooling	Energy label	Only available in multi model application									
		Pdesign										kW
		SEER										
	Heating (Average climate)	Energy label										
		Pdesign										kW
		SCOP										
Nominal efficiency (cooling at 35°/27° nominal load, heating at 7°/20° nominal load)	EER											
	COP											
	Annual energy consumption	kWh										
Energy label	Cooling/Heating											
Casing	Colour	White	White	White	White	White	White	White	White	White	White	
Dimensions	Unit	HeightxWidthxDepth	mm	289x780x215	289x780x215	289x780x215	298x900x215	298x900x215	298x900x215	290x1,050x250	290x1,050x250	
Weight	Unit		kg	8	8	8	11	11	11	12	12	
Fan - Air flow rate	Cooling	High/Nom./Low/Silent operation	m <sup>3</sup> /min	7.9/6.3/4.7/3.9	9.2/7.2/5.2/3.9	8.8/6.7/4.7/3.9	9.1/7.0/5.0/3.9	11.2/8.5/5.8/4.1	11.2/9.1/7.0/4.1	11.9/9.6/7.4/4.5	16.0/13.5/11.3/10.1	17.2/14.5/11.5/10.5
	Heating	High/Nom.	m <sup>3</sup> /min	9.0/7.5/6.0/4.3	10.1/8.1/6.3/4.3	9.5/7.8	10.0/8.0	12.1/9.3/6.5/4.2	12.4/10.0/7.8/5.2	13.3/10.8/8.4/5.5	17.2/14.9	19.5/16.7
Sound power level	Cooling	High/Nom.	dB(A)	53	58	-/56	-/57	59/-	59/-	60/-	61/-	62/-
	Heating	High/Nom.	dB(A)	54	57	-/56	-/57	59/-	59/-	60/-	61/-	62/-
Sound pressure level	Cooling	High/Nom./Low/Silent operation	dB(A)	37/31/25/21	42/35/28/21	40/32/24/19	41/33/25/19	45/37/29/19	45/39/33/21	46/40/34/23	45/41/36/33	46/42/37/34
	Heating	High/Nom./Low/Silent operation	dB(A)	38/33/28/21	41/36/30/21	40/34/27/19	41/34/27/19	45/39/29/19	45/39/33/22	47/40/34/24	44/40/35/32	46/42/37/34
Piping connections	Liquid	OD	mm	6,35	6,35	6,35	6,35	6,35	6,35	6,35	6,35	
	Gas	OD	mm	9,52	9,5	9,5	9,5	9,5	12,7	12,7	15,9	
	Drain	OD	mm	18,0	18,0	18,0	18	18	18	18,0	18,0	
Power supply	Phase / Frequency / Voltage	Hz / V		1~ / 50 / 220-240	1~ / 50 / 220-240	1~ / 50 / 220-240	1~ / 50 / 220-240	1~ / 50 / 220-240	1~ / 50 / 220-240	1~ / 50 / 220-240	1~ / 50 / 220-240	

Outdoor unit				RXS20K	RXS25K	RXS35K	RXS42K	RXS50K	RXS60F	RXS71F
Dimensions	Unit	HeightxWidthxDepth	mm	550x765x285	550x765x285	550x765x285	550x765x285	735x825x300	735x825x300	770x900x320
Weight	Unit		kg	34	34	34	39	47	48	71
Fan - Air flow rate	Cooling	High/Low	m <sup>3</sup> /min	33.5/30.1	33.5/30.1	36/30	37.3/30.6	50.9/48.9	50.9/42.4	54.5/57.1
	Heating	High/Low	m <sup>3</sup> /min	28.3/25.6	28.3/25.6	28.3/25.6	31.3/27.2	45/43.1	46.3/42.4	52.5/46.0
Sound power level	Cooling	Nom./High	dB(A)	-/61	-/61	-/63	-/63	-/63	63/-	66/-
Sound pressure level	Cooling	High/Low/Silent operation	dB(A)	46/-/43	46/-/43	48/-/44	48/-/44	48/-/44	49/46/-	52/49/-
	Heating	High/Low/Silent operation	dB(A)	47/-/44	47/-/44	48/-/45	48/-/45	48/-/45	49/46/-	52/49/-
Operation range	Cooling	Ambient	Min.-Max. °CDB	-10~46	-10~46	-10~46	-10~46	-10~46	-10~46	-10~46
	Heating	Ambient	Min.-Max. °CWB	-15~18	-15~18	-15~18	-15~18	-15~18	-15~20	-15~20
Refrigerant	Type/GWP			R-410A/1,975	R-410A/1,975	R-410A/1,975	R-410A/1,975	R-410A/1,975	R-410A/1,975	R-410A/1,975
Piping connections	Piping length	OU - IU	Max.	20	20	20	20	30	30	30
	Level difference	IU - OU	Max.	15	15	15	15	20	20	20
Power supply	Phase / Frequency / Voltage	Hz / V		1~ / 50 / 220-240	1~ / 50 / 220-240	1~ / 50 / 220-240	1~ / 50 / 220-240	1~ / 50 / 220-240	1~ / 50 / 220-240	1~ / 50 / 220-240
Current - 50Hz	Maximum fuse amps (MFA)	A		10	10	10	20	20	20	20

(1) EER/COP according to Eurovent 2012



FTX-JV



RX-JV



ARC433A8



- › Energy saving during standby mode: reduces current consumption by about 80% when operating in standby. (JV range only)
- › Comfort mode guarantees draught free operation by preventing that warm or cold air is directly blown on to the body (JV range only)
- › Whisper quiet operation: down to 22dBA sound pressure level
- › Titanium apatite photocatalytic air purification filter removes airborne microscopic particles, powerfully decomposes odours and helps to prevent the propagation of bacteria, viruses, microbes to ensure a steady supply of clean air
- › Online controller (optional): control your indoor unit from any location via smartphone, laptop, pc, tablet or touch screen (50 till 71 class only)



## Heating & Cooling

Indoor unit				FTX20JV	FTX25JV	FTX35JV	FTX50GV	FTX60GV	FTX71GV
Cooling capacity	Min./Nom./Max.		kW	1.3/2.0 /2.6	1.3/2.5 /3.0	1.3/3.3 /3.8	1.7/5.0 /6.0	1.7/6.0 /6.7	2.3/7.1 /8.5
Heating capacity	Min./Nom./Max.		kW	1.3/2.5 /3.5	1.3/2.8 /4.0	1.3/3.5 /4.8	1.7/5.8 /7.7	1.7/7.0 /8.0	2.3/8.2 /10.2
Seasonal efficiency (according to EN14825)	Cooling	Energy label		A+					
		Pdesign	kW	2.00	2.50	3.30	5.00	6.00	7.10
		SEER		5.63					
	Annual energy consumption		kWh	124	155	204	311	412	504
	Heating (Average climate)	Energy label		A+					
		Pdesign	kW	2.20	2.40	2.80	4.60	4.80	6.50
SCOP			4.67	4.50	4.14	4.08	3.74	3.45	
Annual energy consumption		kWh	659	746	945	1,577	1,795	2,634	
Nominal efficiency (cooling at 35°/27° nominal load, heating at 7°/20° nominal load)	EER			3.64	3.42	3.37	3.23	3.02	
	COP			4.24	4.06	3.76	3.63	3.43	3.22
	Annual energy consumption		kWh	275	365	490	775	995	1,175
Energy label		Cooling/Heating		A/A				B/B	B/C
Casing	Colour		White						
Dimensions	Unit	HeightxWidthxDepth		283x770x198				290x1,050x238	
Weight	Unit			7				12	
Fan - Air flow rate	Cooling	High/Nom./Low/Silent operation	m <sup>3</sup> /min	9.1/7.4/5.9/4.7	9.2/7.6/6.0/4.8	9.3/7.7/6.1/4.9	14.7/12.4/10.3/9.5	16.2/13.6/11.4/10.2	17.4/14.6/11.6/10.6
	Heating	High/Nom./Low/Silent operation	m <sup>3</sup> /min	9.4/7.8/6.3/5.5	9.7/8.0/6.3/5.5	10.1/8.4/6.7/5.7	16.1/13.9/11.5/10.2	17.4/15.1/12.7/11.4	19.7/16.9/14.3/12.7
Sound power level	Cooling	High	dBA	55	56	57	59	61	62
	Heating	High	dBA	55	56	57	58	60	62
Sound pressure level	Cooling	High/Nom./Low/Silent operation	dBA	39/33/25/22	40/33/26/22	41/34/27/23	43/39/34/31	45/41/36/33	46/42/37/34
	Heating	High/Nom./Low/Silent operation	dBA	39/34/28/25	40/34/28/25	41/35/29/26	42/38/33/30	44/40/35/32	46/42/37/34
Piping connections	Liquid	OD	mm	6.35					
	Gas	OD	mm	9.52			12.7		15.9
	Drain	OD	mm	18					
Power supply	Phase / Frequency / Voltage		Hz / V	1~ / 50 / 220-240					

Outdoor unit				RX20JV	RX25JV	RX35JV	RX50GV	RX60GV	RX71GV	
Dimensions	Unit	HeightxWidthxDepth		mm	550x658x275	550x658x275	550x658x275	735x825x300	735x825x300	770x900x320
Weight	Unit			kg	28	28	30	48	48	71
Fan - Air flow rate	Cooling	High/Low		m <sup>3</sup> /min	29.2/-	29.2/-	27.60/-	48.9/41.7	50.9/42.4	54.5/46.0
	Heating	High/Low		m <sup>3</sup> /min	26.2/-	26.2/-	24.5/-	45.0/41.7	46.3/42.4	46.0/46.0
Sound power level	Cooling	Nom.		dBA	60	60	62	63	63	65
Sound pressure level	Cooling	High/Low		dBA	46/-	46/-	48/-	47/44	49/46	52/49
	Heating	High/Low		dBA	47/-	47/-	48/-	48/45	49/46	52/49
Operation range	Cooling	Ambient	Min.-Max.	°CDB	10~46	10~46	10~46	-10~46	-10~46	-10~46
	Heating	Ambient	Min.-Max.	°CWB	-15~20	-15~20	-15~20	-15~18	-15~18	-15~18
Refrigerant	Type/GWP			R-410A/1,975	R-410A/1,975	R-410A/1,975	R-410A/1,975	R-410A/1,975	R-410A/1,975	
Piping connections	Piping length	OU - IU	Max.	m	15	15	15	30	30	30
	Level difference	IU - OU	Max.	m	12	12	12	20	20	20
Power supply	Phase / Frequency / Voltage		Hz / V	1~ / 50 / 220-240	1~ / 50 / 220-240	1~ / 50 / 220-240	1~ / 50 / 220-240	1~ / 50 / 220-240	1~ / 50 / 220-240	
Current - 50Hz	Maximum fuse amps (MFA)		A	16	16	16	20	20	20	

(1) EER/COP according to Eurovent 2012





FDXS-F



RXS25-35K



BRC1E52A

- > Compact dimensions, can easily be mounted in a ceiling void of only 240mm
- > Blends unobtrusively with any interior décor: only the suction and discharge grilles are visible
- > Reduced fan motor consumption thanks to the DC fan motor.
- > 3 fan speeds can be freely selected



## Heating & Cooling

Indoor unit			FDXS25F	FDXS35F	FDXS50F	FDXS60F	
Cooling capacity	Min./Nom./Max.	kW	1.3/2.4/3.0	1.4/3.4/3.8	1.7/5.0/5.3	1.7/6.0/6.5	
Heating capacity	Min./Nom./Max.	kW	1.3/3.2/4.5	1.4/4.0/5.0	1.7/5.8/6.0	1.7/7.0/8.0	
Seasonal efficiency (according to EN14825)	Cooling	Energy label	B	B	A	A	
		Pdesign	kW	2.4	3.4	5.0	6.0
		SEER		5.08	4.82	5.12	5.50
	Heating (Average climate)	Annual energy consumption	kWh	165	247	342	382
		Energy label		A+	A	A	A
		Pdesign	kW	2.6	2.9	3.5	4.0
Nominal efficiency (cooling at 35°/27° nominal load, heating at 7°/20° nominal load)	SCOP		4.19	3.81	3.41	3.51	
	Annual energy consumption	kWh	869	1,066	1,438	1,596	
	EER		3.72	3.21	3.03	2.91	
	COP		3.90	3.39	3.10	3.21	
Energy label	Cooling/Heating		A/A	A/A	A/A	A/A	
	Annual energy consumption	kWh	322.5	530	825	1,030	
Casing	Colour		Unpainted	Unpainted	Unpainted	Unpainted	
Dimensions	Unit	HeightxWidthxDepth	mm	200x750x620	200x950x620	200x1,150x620	
Weight	Unit		kg	21	27	30	
Sound power level	Cooling	High	dBA	53	53	55	
	Heating	High	dBA	53	53	55	
Sound pressure level	Cooling	High/Medium/Low	dBA	35/33/27	35/33/27	37/35/29	
	Heating	High/Medium/Low	dBA	35/33/27	35/33/27	37/35/29	
Piping connections	Liquid	OD	mm	6.35	6.35	6.35	
	Gas	OD	mm	9.5	9.5	12.7	
Power supply	Phase / Frequency / Voltage	Hz / V		1~ / 50 / 230	1~ / 50 / 230	1~ / 50 / 220-240	

Outdoor unit			RXS25K	RXS35K	RXS50K	RXS60F
Dimensions	Unit	HeightxWidthxDepth	mm	550x765x285	550x765x285	735x825x300
Weight	Unit		kg	34	34	47
Fan - Air flow rate	Cooling	High/Low	m³/min	33.5/30.1	36/30	50.9/48.9
	Heating	High/Low	m³/min	28.3/25.6	28.3/25.6	45/43.1
Sound power level	Cooling	Nom./High	dBA	-/61	-/63	-/63
Sound pressure level	Cooling	High/Low/Silent operation	dBA	46/-/43	48/-/44	48/-/44
	Heating	High/Low/Silent operation	dBA	47/-/44	48/-/45	48/-/45
Operation range	Cooling	Ambient	Min.~Max. °CDB	-10~46	-10~46	-10~46
	Heating	Ambient	Min.~Max. °CWB	-15~18	-15~18	-15~18
Refrigerant	Type/GWP			R-410A/1,975	R-410A/1,975	R-410A/1,975
Piping connections	Piping length	OU - IU	Max.	m	20	30
	Level difference	IU - OU	Max.	m	15	20
Power supply	Phase / Frequency / Voltage	Hz / V		1~ / 50 / 220-240	1~ / 50 / 220-240	1~ / 50 / 220-240
Current - 50Hz	Maximum fuse amps (MFA)	A		10	10	20

(1) EER/COP according to Eurovent 2012

The best of two worlds united

Pure comfort and design



## COMFORT IS KEY



Nexura makes your world a comfortable one. The coolness of a summer breeze or the cosiness of an extra heat source brings a feeling of well-being to your living space all year round. Its unobtrusive yet stylish design with a front panel that radiates additional heat, its low noise level and reduced air flow turn your room into a haven.



FVXG-K



RXG25-35K



ARC466A2



- > The aluminium part of the front panel of the Nexura indoor unit has the capability of warming up, just like a traditional radiator, to add even more comfort on cold days
- > Quiet and discrete, Nexura offers you the best in heating and cooling, in comfort and design
- > The indoor unit distributes air at the sound of a whisper. The noise produced amounts to barely 22dB(A) in cooling and 19dB(A) in radiant heat mode. In comparison, the ambient sound in a quiet room amounts to 40dB(A) on average.
- > Comfortable vertical auto swing ensures draughtfree operation and prevents ceiling soiling
- > Online controller (optional): control your indoor unit from any location via smartphone, laptop, pc, tablet or touch screen
- > Can be installed against a wall or recessed



**UNIQUE TECHNOLOGY**

## Heating & Cooling

Indoor unit				FVXG25K	FVXG35K	FVXG50K
Cooling capacity	Min./Nom./Max.		kW	1.3/2.5 /3.0	1.4/3.5 /3.8	1.7/5.0 /5.6
Heating capacity	Min./Nom./Max.		kW	1.3/3.4 /4.5	1.4/4.5 /5.0	1.7/5.8 /8.1
Seasonal efficiency (according to EN14825)	Cooling	Energy label		A++		
		Pdesign	kW	2.50	3.50	5.00
		SEER		6.46	6.33	5.31
		Annual energy consumption	kWh	135	194	330
	Heating (Average climate)	Energy label		A+		
		Pdesign	kW	2.80	3.10	4.60
SCOP			4.56	3.93	4.13	
	Annual energy consumption	kWh	858	1,103	1,558	
Nominal efficiency (cooling at 35°/27° nominal load, heating at 7°/20° nominal load)	EER			4.55	3.68	3.29
	COP			4.36	3.72	3.67
	Annual energy consumption		kWh	275	475	760
	Energy label	Cooling/Heating		A/A		
Casing	Colour		Fresh white(6.5Y 9.5/0.5)			
Dimensions	Unit	HeightxWidthxDepth	mm	600x950x215		
Weight	Unit		kg	22		
Fan - Air flow rate	Cooling	High/Nom./Low/Silent operation	m <sup>3</sup> /min	8.9/7.0/5.3/4.5	9.1/7.2/5.3/4.5	10.6/8.9/7.3/6.0
	Heating	High/Nom.	m <sup>3</sup> /min	9.9/7.8	10.2/8.0	12.2/10.0
Sound power level	Cooling	Nom.	dB(A)	54	55	56
	Heating	Nom.	dB(A)	55	56	58
Sound pressure level	Cooling	High/Nom./Low/Silent operation	dB(A)	38/32/26/23	39/33/27/24	44/40/36/32
	Heating	H/N/L/Silent operation/Radiant heat	dB(A)	39/32/26/22/19	40/33/27/23/19	46/40/34/30/26
Piping connections	Liquid	OD	mm	6.35		
	Gas	OD	mm	9.5		
	Drain	OD	mm	18		
Power supply	Phase / Frequency / Voltage		Hz / V	1~ / 50 / 220-240		

Outdoor unit				RXG25K	RXG35K	RXG50K
Dimensions	Unit	HeightxWidthxDepth	mm	550x765x285	550x765x285	735x825x300
Weight	Unit		kg	34	34	48
Fan - Air flow rate	Cooling	High/Super low	m <sup>3</sup> /min	33.5/30.1	36.0/30.1	50.9/48.9
	Heating	High/Super low	m <sup>3</sup> /min	30.2/25.6	30.2/25.6	45.0/43.1
Sound power level	Cooling	High	dB(A)	62	64	63
Sound pressure level	Cooling	High/Silent operation	dB(A)	46/43	48/44	48/44
	Heating	High/Silent operation	dB(A)	47/44	48/45	48/45
Operation range	Cooling	Ambient	Min.-Max. °CDB	10~46	10~46	10~46
	Heating	Ambient	Min.-Max. °CWB	-15~20	-15~20	-15~20
Refrigerant	Type/GWP			R-410A/1,975	R-410A/1,975	R-410A/1,975
Piping connections	Piping length	OU - IU	Max. m	20	20	30
	Level difference	IU - OU	Max. m	15	15	20
Power supply	Phase / Frequency / Voltage		Hz / V	1~ / 50 / 220-240	1~ / 50 / 220-240	1~ / 50 / 220-240
Current - 50Hz	Maximum fuse amps (MFA)		A	16	16	20

(1) EER/COP according to Eurovent 2012



FVXS-F



RXS-K



ARC452A1



- › Its low height enables the unit to fit perfectly beneath a window
- › Can be installed against a wall or recessed
- › Whisper quiet operation: down to 23dBA sound pressure level
- › Vertical auto swing moves the discharge flaps up and down for efficient air and temperature distribution throughout the room
- › Online controller (optional): control your indoor unit from any location via smartphone, laptop, pc, tablet or touch screen



## Heating & Cooling

Indoor unit				FVXS25F	FVXS35F	FVXS50F
Cooling capacity	Min./Nom./Max.		kW	1.3/2.5/3.0	1.4/3.50/3.8	1.4/5.0/5.6
Heating capacity	Min./Nom./Max.		kW	1.3/3.4/4.5	1.4/4.50/5.0	1.4/5.8/8.1
Seasonal efficiency (according to EN14825)	Cooling	Energy label		B		
		Pdesign	kW	2.50	3.50	5.00
		SEER		4.71	4.93	5.53
	Annual energy consumption		kWh	186	248	317
	Heating (Average climate)	Energy label		A		
		Pdesign	kW	2.60	2.90	4.80
SCOP			4.38	3.83	3.62	
Annual energy consumption		kWh	830	1,060	1,853	
Nominal efficiency (cooling at 35°/27° nominal load, heating at 7°/20° nominal load)	EER			4.39	3.43	3.23
	COP			4.30	3.69	3.63
	Annual energy consumption		kWh	285	510	775
Energy label		Cooling/Heating		A/A		
Casing	Colour		White			
Dimensions	Unit	HeightxWidthxDepth	mm	600x700x210		
Weight	Unit		kg	14		
Fan - Air flow rate	Cooling	High/Nom./Low/Silent operation	m <sup>3</sup> /min	8.2/6.5/4.8/4.1	8.5/6.7/4.9/4.5	10.7/9.2/7.8/6.6
	Heating	High/Nom./Low/Silent operation	m <sup>3</sup> /min	8.8/6.9/5.0/4.4	9.4/7.3/5.2/4.7	11.8/10.1/8.5/7.1
Sound power level	Cooling	High/Nom.	dBA	-/54	55/-	56/-
	Heating	High/Nom.	dBA	-/54	55/-	57/-
Sound pressure level	Cooling	High/Nom./Low/Silent operation	dBA	38/32/26/23	39/33/27/24	44/40/36/32
	Heating	High/Nom./Low/Silent operation	dBA	38/32/26/23	39/33/27/24	45/40/36/32
Piping connections	Liquid	OD	mm	6.35		
	Gas	OD	mm	9.5		
	Drain	OD	mm	12.7		
Power supply	Phase / Frequency / Voltage		Hz / V	1~ / 50 / 220-240		

Outdoor unit				RXS25K	RXS35K	RXS50K
Dimensions	Unit	HeightxWidthxDepth	mm	550x765x285	550x765x285	735x825x300
Weight	Unit		kg	34	34	47
Fan - Air flow rate	Cooling	High/Low	m <sup>3</sup> /min	33.5/30.1	36/30	50.9/48.9
	Heating	High/Low	m <sup>3</sup> /min	28.3/25.6	28.3/25.6	45/43.1
Sound power level	Cooling	High	dBA	61	-/63	-/63
Sound pressure level	Cooling	High/Low/Silent operation	dBA	46/-/43	48/-/44	48/-/44
	Heating	High/Low/Silent operation	dBA	47/-/44	48/-/45	48/-/45
Operation range	Cooling	Ambient	Min.-Max. °CDB	-10~46	-10~46	-10~46
	Heating	Ambient	Min.-Max. °CWB	-15~18	-15~18	-15~18
Refrigerant	Type/GWP			R-410A/1,975	R-410A/1,975	R-410A/1,975
Piping connections	Piping length	OU - IU	Max. m	20	20	30
	Level difference	IU - OU	Max. m	15	15	20
Power supply	Phase / Frequency / Voltage		Hz / V	1~ / 50 / 220-240	1~ / 50 / 220-240	1~ / 50 / 220-240
Current - 50Hz	Maximum fuse amps (MFA)		A	10	10	20

(1) EER/COP according to Eurovent 2012





FLXS-B



RXS25-35K



ARC433A6



- › Can fit on either ceiling or lower wall; its low height enables the unit to fit beneath a window
- › Vertical auto swing moves the discharge flaps up and down for efficient air and temperature distribution throughout the room
- › Whisper quiet operation: down to 28dBA sound pressure level
- › Online controller (optional): control your indoor unit from any location via smartphone, laptop, pc, tablet or touch screen



## Heating & Cooling

Indoor unit				FLXS25B	FLXS35B	FLXS50B	FLXS60B
Cooling capacity	Min./Nom./Max.		kW	1.2/2.5 /3.0	1.2/3.5 /3.8	0.9/4.9 /5.3	Only available in multi model application
Heating capacity	Min./Nom./Max.		kW	1.2/3.4 /4.5	1.4/4.0 /5.0	0.9/6.1 /7.5	
Seasonal efficiency (according to EN14825)	Cooling	Energy label		C			
		Pdesign	kW	2.50	3.50	4.90	
		SEER		4.46	4.49	5.09	
		Annual energy consumption	kWh	196	273	337	
Heating (Average climate)	Heating	Energy label		A			
		Pdesign	kW	2.80	2.90	4.50	
		SCOP		3.63	3.42	3.68	
		Annual energy consumption	kWh	1,079	1,185	1,708	
Nominal efficiency (cooling at 35°/27° nominal load, heating at 7°/20° nominal load)	EER			3.85	3.10	2.85	
	COP			3.47	3.25	3.35	
	Annual energy consumption		kWh	325	565	860	
	Energy label	Cooling/Heating		A/B	B/C	C/C	
Casing	Colour		Almond white				
Dimensions	Unit	HeightxWidthxDepth	mm	490x1,050x200			
Weight	Unit		kg	16		17	
Fan - Air flow rate	Cooling	High/Nom./Low/Silent operation	m <sup>3</sup> /min	7.6/6.8/6.0/5.2	8.6/7.6/6.6/5.6	11.4/10.0/8.5/7.5	12.0/10.7/9.3/8.3
	Heating	High/Nom./Low/Silent operation	m <sup>3</sup> /min	9.2/8.3/7.4/6.6	9.8/8.9/8.0/7.2	12.1/9.8/7.5/6.8	12.8/10.6/8.4/7.5
Sound power level	Cooling	High	dBA	53	54	63	64
	Heating	High	dBA	53	55	62	63
Sound pressure level	Cooling	High/Nom./Low/Silent operation	dBA	37/34/31/28	38/35/32/29	47/43/39/36	48/45/41/39
	Heating	High/Nom./Low/Silent operation	dBA	37/34/31/29	39/36/33/30	46/41/35/33	47/42/37/34
Piping connections	Liquid	OD	mm	6.35			
	Gas	OD	mm	9.5		12.7	
	Drain	OD	mm	18			
Power supply	Phase / Frequency / Voltage		Hz / V	1~ / 50/60 / 220-240/220-230			

Outdoor unit				RXS25K	RXS35K	RXS50K	
Dimensions	Unit	HeightxWidthxDepth	mm	550x765x285	550x765x285	735x825x300	Only available in multi model application
Weight	Unit		kg	34	34	47	
Fan - Air flow rate	Cooling	High/Low	m <sup>3</sup> /min	33.5/30.1	36/30	50.9/48.9	
	Heating	High/Low	m <sup>3</sup> /min	28.3/25.6	28.3/25.6	45/43.1	
Sound power level	Cooling	High	dBA	61	-/63	-/63	
Sound pressure level	Cooling	High/Low/Silent operation	dBA	46/-/43	48/-/44	48/-/44	
	Heating	High/Low/Silent operation	dBA	47/-/44	48/-/45	48/-/45	
Operation range	Cooling	Ambient	Min.-Max. °CDB	-10~46	-10~46	-10~46	
	Heating	Ambient	Min.-Max. °CWB	-15~18	-15~18	-15~18	
Refrigerant	Type/GWP			R-410A/1,975	R-410A/1,975	R-410A/1,975	
Piping connections	Piping length	OU - IU	Max. m	20	20	30	
	Level difference	IU - OU	Max. m	15	15	20	
Power supply	Phase / Frequency / Voltage		Hz / V	1~ / 50 / 220-240	1~ / 50 / 220-240	1~ / 50 / 220-240	
Current - 50Hz	Maximum fuse amps (MFA)		A	10	10	20	

(1) EER/COP according to Eurovent 2012



# FTXG-JW/A / RXLG-K

Wall mounted unit  
Designed for colder climates



FTXG-JW  
FTXG-JA



RXLG25-35K



ARC466A1



- › Daikin Emura's most obvious asset is its looks. The sober but stylish appearance adds an additional dimension to Daikin's well-known brand values of superior comfort and quality
- › Remarkable blend of iconic design and engineering excellence with an elegant finish in matt crystal white or brushed aluminium
- › Good design award: unique evaluation criterion for industrial design in Japan
- › Online controller (optional): control your indoor unit from any location via smartphone, laptop, pc, tablet or touch screen
- › Extended operation range down to -25°C in heating



down to  
-25°C



reddot design award  
honourable mention 2010



## Heating & Cooling

INDOOR UNIT			FTXG25JW	FTXG35JW	FTXG50JW	FTXG25JA	FTXG35JA	FTXG50JA	
Cooling capacity	Min./Nom./Max.	kW	1.3/2.5 /3.0	1.4/3.5 /3.8	1.7/5.0/5.3	1.3/2.5 /3.0	1.4/3.5 /3.8	1.7/5.0/5.3	
Heating capacity	Min./Nom./Max.	kW	1.3/3.4 /4.5	1.4/4.0 /5.0	1.7/5.8/6.5	1.3/3.4 /4.5	1.4/4.0 /5.0	1.7/5.8/6.5	
Seasonal efficiency (according to EN14825)	Cooling	Energy label	A++			A			
		Pdesign	2.50	3.50	5.00	2.50	3.50	5.00	
		SEER	6.53	6.51	5.45	6.53	6.51	5.45	
		Annual energy consumption	134	188	321	134	188	321	
	Heating (Average climate)	Energy label	A+			A+			
		Pdesign	2.80	3.30	4.60	2.80	3.30	4.60	
		SCOP	4.25	4.16	3.83	4.25	4.16	3.83	
		Annual energy consumption	923	1,112	1,682	923	1,112	1,682	
Nominal efficiency (cooling at 35°/27° nominal load, heating at 7°/20° nominal load)	EER		4.46	3.93	3.21	4.46	3.93	3.21	
	COP		4.36	4.04	3.6	4.36	4.04	3.63	
	Annual energy consumption	kWh	280	445	780	280	445	780	
	Energy label	Cooling/Heating	A/A						
Casing	Colour		Matt crystal white			Brushed aluminium			
Dimensions	Unit	HeightxWidthxDepth	295x915x155						
Weight	Unit		11						
Fan - Air flow rate	Cooling	High/Nom./Low/Silent operation	m <sup>3</sup> /min	8.8/6.8/4.7/3.8	10.1/7.3/4.6/3.9	10.3/8.5/6.7/5.7	8.8/6.8/4.7/3.8	10.1/7.3/4.6/3.9	10.3/8.5/6.7/5.7
	Heating	High/Nom.	m <sup>3</sup> /min	9.6/7.9	10.8/8.6	11.4/9.8	9.6/7.9	10.8/8.6	11.4/9.8
Sound power level	Cooling	High/Nom.	dBA	54/56	58/60	60/60	54/56	58/60	60/60
	Heating	High	dBA	55	58	60	55	58	60
Sound pressure level	Cooling	High/Nom./Low/Silent operation	dBA	38/32/25/22	42/34/26/23	44/40/35/32	38/32/25/22	42/34/26/23	44/40/35/32
	Heating	High/Nom./Low/Silent operation	dBA	39/34/28/25	42/36/29/26	44/40/35/32	39/34/28/25	42/36/29/26	44/40/35/32
Piping connections	Liquid	OD	mm	6.35					
	Gas	OD	mm	9.5		12.7		9.5	
	Drain	OD	mm	16 or 18		18		16 or 18	
Power supply	Phase / Frequency / Voltage	Hz / V	1~ / 50 / 220-240						

OUTDOOR UNIT			RXLG25K	RXLG35K	RXLG50K	RXLG25K	RXLG35K	RXLG50K	
Dimensions	Unit	HeightxWidthxDepth	550x765x285		735x825x300		550x765x285		
Weight	Unit		34		48		34		
Fan - Air flow rate	Cooling	High/Super low	m <sup>3</sup> /min	33.5/30.1	36.0/30.1	50.9/48.9	33.5/30.1	36.0/30.1	
	Heating	High/Super low	m <sup>3</sup> /min	28.3/25.6	30.2/25.6	45/43.1	28.3/25.6	30.2/25.6	
Sound power level	Cooling	High	dBA	61	63	63	61	63	
Sound pressure level	Cooling	High/Silent operation	dBA	46/43	48/44	48/44	46/43	48/44	
	Heating	High/Silent operation	dBA	47/44	48/45	48/45	47/44	48/45	
Operation range	Cooling	Ambient	Min.-Max.	-10~-46					
	Heating	Ambient	Min.-Max.	-25~-18					
Refrigerant	Type/GWP		R-410A/1,975						
Piping connections	Piping length	OU - IU	Max.	20		30		20	
	Level difference	IU - OU	Max.	15		20		15	
Power supply	Phase / Frequency / Voltage	Hz / V	1~ / 50 / 220-240						
Current - 50Hz	Maximum fuse amps (MFA)	A	16		20		16		

(1) EER/COP according to Eurovent 2012

# FVXG-K/RXLG-K

Floor standing unit with radiant heat panel  
Designed for colder climates



FVXG-K



RXLG-K



ARC466A2



- > The aluminium part of the front panel of the Nexura indoor unit has the capability of warming up, just like a traditional radiator, to add even more comfort on cold days
- > Quiet and discrete, Nexura offers you the best in heating and cooling, in comfort and design
- > The indoor unit distributes air at the sound of a whisper. The noise produced amounts to barely 22dB(A) in cooling and 19dB(A) in radiant heat mode. In comparison, the ambient sound in a quiet room amounts to 40dB(A) on average.
- > Comfortable vertical auto swing ensures draughtfree operation and prevents ceiling soiling
- > Online controller (optional): control your indoor unit from any location via smartphone, laptop, pc, tablet or touch screen
- > Extended operation range down to -25°C in heating
- > Can be installed against a wall or recessed



down to  
-25°C

## Heating & Cooling

INDOOR UNIT			FVXG25K	FVXG35K	FVXG50K	
Cooling capacity	Min./Nom./Max.	kW	1.3/2.5 /3.0	1.4/3.5/3.8	1.7/5.0/5.6	
Heating capacity	Min./Nom./Max.	kW	1.3/3.4 /4.5	1.4/4.5 /5.0	1.7/5.8/8.1	
Seasonal efficiency (according to EN14825)	Cooling	Energy label	A++			
		Pdesign	kW	2.50	3.50	5.00
		SEER		6.46	6.33	5.31
		Annual energy consumption	kWh	135	194	330
	Heating (Average climate)	Energy label	A+			
		Pdesign	kW	2.80	3.10	4.60
		SCOP		4.47	3.87	4.08
		Annual energy consumption	kWh	877	1,122	1,577
Nominal efficiency (cooling at 35°/27° nominal load, heating at 7°/20° nominal load)	EER		4.55	3.68	3.29 (1)	
	COP		4.36	3.72	3.67 (1)	
Annual energy consumption	kWh		275	475	760	
	Energy label	Cooling/Heating	A/A			
Casing	Colour	Fresh white (6.5Y 9.5/0.5)				
Dimensions	Unit	HeightxWidthxDepth	mm			
Weight	Unit	kg				
Fan - Air flow rate	Cooling	High/Nom./Low/Silent operation	m³/min	8.9/7.0/5.3/4.5	9.1/7.2/5.3/4.5	10.6/8.9/7.3/6.0
	Heating	High/Nom.	m³/min	9.9/7.8	10.2/8.0	12.2/10.0
Sound power level	Cooling	Nom.	dB(A)	52	58	
	Heating	Nom.	dB(A)	52	58	
Sound pressure level	Cooling	High/Nom./Low/Silent operation	dB(A)	38/32/26/23	39/33/27/24	44/40/36/32
	Heating	High/Nom./Low/Silent operation/Radiant heat	dB(A)	39/32/26/22/19	40/33/27/23/19	46/40/34/30/26
Piping connections	Liquid	OD	mm			
	Gas	OD	mm			
	Drain	OD	mm			
Power supply	Phase / Frequency / Voltage	Hz / V	1~ / 50 / 220-240			

OUTDOOR UNIT			RXLG25K	RXLG35K	RXLG50K	
Dimensions	Unit	HeightxWidthxDepth	mm		735x825x300	
Weight	Unit	kg				
Fan - Air flow rate	Cooling	High/Super low	m³/min	33.5/30.1	36.0/30.1	50.9/48.9
	Heating	High/Super low	m³/min	28.3/25.6	30.2/25.6	45/43.1
Sound power level	Cooling	High	dB(A)	61	63	
Sound pressure level	Cooling	High/Silent operation	dB(A)	46/43	48/44	
	Heating	High/Silent operation	dB(A)	47/44	48/45	
Operation range	Cooling	Ambient	Min.~Max. °CDB	-10~46		
	Heating	Ambient	Min.~Max. °CWB	-25~18		
Refrigerant	Type/GWP	R-410A/1,975				
Piping connections	Piping length	OU - IU	Max.	m		
	Level difference	IU - OU	Max.	m		
Power supply	Phase / Frequency / Voltage	Hz / V	1~ / 50 / 220-240			
Current - 50Hz	Maximum fuse amps (MFA)	A	16			

(1) EER/COP according to Eurovent 2012



FTXS20-25K



RXL20-25K



ARC452A3



- › Discreet, modern design. Its smooth curve blends beautifully with the wall resulting in an unobtrusive presence that matches all interior décors.
- › High quality matt crystal white finish
- › Whisper quiet in operation: the operating of the unit can hardly be heard. The sound pressure level goes down to 19dBA!
- › Ideal for installation in bedrooms (20,25 class) and larger or irregular shaped living areas (35,42,50 class)
- › 2 area intelligent eye: air flow is sent to a zone other than where the person is located at that moment. If no people are detected, the unit will automatically switch over to the energy-efficient setting.
- › Online controller (optional): control your indoor unit from any location via smartphone, laptop, pc, tablet or touch screen (35,42,50 class)
- › Extended operation range down to -25°C in heating



**down to  
-25°C**

## Heating & Cooling

INDOOR UNIT			FTXS20K	FTXS25K	FTXS35J	FTXS42J	FTXS50J	
Cooling capacity	Min./Nom./Max.	kW	1.3/2.0/2.8	1.3/2.5/3.2	1.4/3.5/4.0	1.7/4.2/5.0	1.7/5.0/5.3	
Heating capacity	Min./Nom./Max.	kW	1.3/2.5/4.3	1.3/2.8/4.7	1.4/4.0/5.2	1.7/5.4/6.0	1.7/5.8/6.5	
Seasonal efficiency (according to EN14825)	Cooling	Energy label	A+		A++		A	
		Pdesign	2.00	2.50	3.50	4.20	5.00	
		SEER	5.71	6.37	6.43	5.47	5.30	
	Heating (Average climate)	Annual energy consumption	kWh	123	137	190	269	330
		Energy label	A++		A+		A	
		Pdesign	2.30	2.50	3.60	3.90	4.60	
Nominal efficiency (cooling at 35°/27° nominal load, heating at 7°/20° nominal load)	SCOP	4.62	4.51	4.24	3.75	3.94		
	Annual energy consumption	kWh	698	775	1,188	1,453	1,634	
	EER	4.65	4.39	4.07	3.47	3.42		
Casing	COP	4.55	4.52	4.21	3.72	3.79		
	Annual energy consumption	kWh	215	285	430	605	730	
Dimensions	Unit	HeightxWidthxDepth	289x780x215			295x800x215		
Weight	Unit	kg	8			10		
Fan - Air flow rate	Cooling	High/Nom./Low/Silent operation	m³/min	8.8/6.7/4.7/3.9	9.1/7.0/5.0/3.9	11.4/8.7/5.8/4.4	11.3/9.0/6.8/5.9	11.6/9.2/7.0/6.0
	Heating	High/Nom.	m³/min	9.5/7.8	10.0/8.0	12.4/9.5	12.2/9.7	12.1/9.8
Sound power level	Cooling	Nom.	dBA	58		59		60
	Heating	Nom.	dBA	58		59		60
Sound pressure level	Cooling	High/Nom./Low/Silent operation	dBA	40/32/24/19	41/33/25/19	45/37/29/23	45/39/33/30	46/40/34/31
	Heating	High/Nom./Low/Silent operation	dBA	40/34/27/19	41/34/27/19	45/39/29/26	45/39/33/30	47/41/34/31
Piping connections	Liquid	OD	mm	6.35				
	Gas	OD	mm	9.5				
	Drain	OD	mm	18				
Power supply	Phase / Frequency / Voltage	Hz / V	1~ / 50 / 220-240					

OUTDOOR UNIT			RXL20K	RXL25K	RXL35J	RXL42J	RXL50J	
Dimensions	Unit	HeightxWidthxDepth	550x765x285			550x765x285		735x825x300
Weight	Unit	kg	34			39		48
Sound power level	Cooling	High	dBA	62		63		
	Heating	High	dBA	62		63		
Sound pressure level	Cooling	High/Silent operation	dBA	46/43		48/44		
	Heating	High/Silent operation	dBA	47/44		48/45		
Operation range	Cooling	Ambient	Min.~Max.	-10~-46				
	Heating	Ambient	Min.~Max.	-25~-18				
Refrigerant	Type/GWP		R-410A/1,975					
Piping connections	Piping length	OU - IU	Max.	20				
	Level difference	IU - OU	Max.	15				
Power supply	Phase / Frequency / Voltage	Hz / V	1~ / 50 / 220-240					
Current - 50Hz	Maximum fuse amps (MFA)	A	10			20		

(1) EER/COP according to Eurovent 2012



FVXS-F



RXL25K



ARC452A1



- > Its low height enables the unit to fit perfectly beneath a window
- > Can be installed against a wall or recessed
- > Whisper quiet operation: down to 23dBA sound pressure level
- > Vertical auto swing moves the discharge flaps up and down for efficient air and temperature distribution throughout the room
- > Online controller (optional): control your indoor unit from any location via smartphone, laptop, pc, tablet or touch screen
- > Extended operation range down to -25°C in heating



down to  
-25°C

## Heating & Cooling

INDOOR UNIT			FVXS25F	FVXS35F	FVXS50F	
Cooling capacity	Min./Nom./Max.	kW	1.3/2.5 /3.0	1.4/3.50 /3.8	1.4/5.0 /5.6	
Heating capacity	Min./Nom./Max.	kW	1.3/3.4 /4.5	1.4/4.50 /5.0	1.4/5.8 /8.1	
Seasonal efficiency (according to EN14825)	Cooling	Energy label	B			
		Pdesign	2.5	3.50	5.00	
		SEER	4.71	4.93	5.53	
	Heating (Average climate)	Annual energy consumption	kWh	186	248	317
		Energy label	A+			
		Pdesign	2.60	2.90	4.80	
Nominal efficiency (cooling at 35°/27° nominal load, heating at 7°/20° nominal load)	Annual energy consumption	SCOP	4.28	3.83	3.59	
		Annual energy consumption	kWh	850	1,059	1,874
		EER	4.39	3.43	3.23	
COP	Annual energy consumption	kWh	4.30	3.69	3.63	
			Energy label	285	510	775
Casing	Colour	White				
Dimensions	Unit	HeightxWidthxDepth	mm			
Weight	Unit	kg				
Fan - Air flow rate	Cooling	High/Nom./Low/Silent operation	m³/min		8.2/6.5/4.8/4.1	
	Heating	High/Nom./Low/Silent operation	m³/min		8.8/6.9/5.0/4.4	
Sound power level	Cooling	High/Nom.	dBA		-52	
	Heating	High/Nom.	dBA		55/52	
Sound pressure level	Cooling	High/Nom./Low/Silent operation	dBA		38/32/26/23	
	Heating	High/Nom./Low/Silent operation	dBA		38/32/26/23	
Piping connections	Liquid	OD	mm		6.35	
	Gas	OD	mm		9.5	
	Drain	OD	mm		20	
Power supply	Phase / Frequency / Voltage	Hz / V				
			1~ / 50 / 220-240			

OUTDOOR UNIT			RXL25K	RXL35J	RXL50J
Dimensions	Unit	HeightxWidthxDepth	mm		550x765x285
Weight	Unit	kg			
Sound power level	Cooling	High	dBA		62
	Heating	High	dBA		63
Sound pressure level	Cooling	High/Silent operation	dBA		46/43
	Heating	High/Silent operation	dBA		47/44
Operation range	Cooling	Ambient	Min.~Max.	°CDB	
	Heating	Ambient	Min.~Max.	°CWB	
Refrigerant	Type/GWP	R-410A/1,975			
Piping connections	Piping length	OU - IU	Max.		m
	Level difference	IU - OU	Max.		m
Power supply	Phase / Frequency / Voltage	Hz / V			
Current - 50Hz	Maximum fuse amps (MFA)	A			
			10		
			1~ / 50 / 220-240		
			20		
			20		

(1) EER/COP according to Eurovent 2012







# Multi model applications

## MXS


### INSTALLATION FLEXIBILITY

A very wide range is available, from 2-port to 5-port units, making all applications possible. Up to 5 indoor units can be connected to 1 multi outdoor unit. All indoor units can be individually controlled with remote control and do not need to be installed in the same room or even at the same time. The outdoor units are neat and sturdy and can be mounted easily on a roof or terrace or simply placed against an outside wall;

### WIDE CHOICE

It is possible to combine different types of indoor units: wall mounted, floor standing, round flow cassette, ceiling suspended, flexi type, concealed ceiling, 4-way blow cassette

Outdoor multi split units are fitted with the Daikin swing compressor, renowned for its low noise and high energy efficiency.




## RXYSQ

### INSTALLATION FLEXIBILITY

Up to 9 indoor units can be connected to 1 multi outdoor unit. All indoor units can be individually controlled with remote control and do not need to be installed in the same room or even at the same time. Narrow refrigerant piping makes handling and connecting easier, resulting in significantly reduced installation time. The REFNET joint reduces the amount of work involved in installation and increases the reliability of the system. A maximum total piping length of 145m offers much more flexibility in the choice of installation position for the indoor units and greatly simplifies system planning. The Branch Provider (BP) unit varies the refrigerant volume to meet the cooling or heating requirements of a room.

### WIDE CHOICE

It is possible to combine different types of indoor units: wall mounted, floor standing, round flow cassette, ceiling suspended, flexi type, concealed ceiling.






- > Wide range from 2 to 5 port units
- > Possibility to connect up to 5 indoor units
- > 3-port 40 multi outdoor unit gives an answer to lower capacity requirements of better insulated houses. The 15-class wall mounted allows efficient distribution of the lower capacity of the multi outdoor unit.
- > All indoor units can be individually controlled and do not need to be installed in the same room or even at the same time
- > Outdoor units are fitted with a Daikin swing compressor renowned for its low noise and high energy efficiency
- > Possibility to combine different types of indoor units: wall mounted, floor standing, concealed ceiling, ceiling suspended units, round flow or 4-way blow cassettes



## Heating & Cooling

CONNECTABLE INDOOR UNITS	Wall mounted											Floor standing					Flexi type			Round flow cassette			Fully flat cassette				Concealed ceiling				Ceiling suspended											
	FTXG-J			CTXS-K			FTXS-K			FTXS-G			FTX-JV			FVXG-K			FVXS-F			FLXS-B			FCQG-F			FFQ-C				FDXS-F				FDBQ-B/FBQ-C8				FHQ-C		
	25	35	50	15	35	20	25	35	42	50	60	71	20	25	35	25	35	50	25	35	50	25	35	50	60	35	50	60	25	35	50	60	25	35	50	60	25	35	50	60		
2MXS40H	●	●		●	●	●	●	●				●	●	●	●	●	●	●	●	●	●	●	●							●	●											
2MXS50H	●	●	●	●	●	●	●	●	●			●	●	●	●	●	●	●	●	●	●	●	●				●	●	●	●	●	●										
3MXS40K	●	●		●	●	●	●	●							●	●	●	●	●	●	●	●	●	●			●	●	●	●	●	●						●				
3MXS52E	●	●	●	●	●	●	●	●							●	●	●	●	●	●	●	●	●	●			●	●	●	●	●	●						●	●	●	●	
3MXS68G	●	●	●	●	●	●	●	●	●			●	●	●	●	●	●	●	●	●	●	●	●	●			●	●	●	●	●	●						●	●	●	●	
4MXS68F	●	●	●	●	●	●	●	●	●			●	●	●	●	●	●	●	●	●	●	●	●	●			●	●	●	●	●	●						●	●	●	●	
4MXS80E	●	●	●	●	●	●	●	●	●			●	●	●	●	●	●	●	●	●	●	●	●	●			●	●	●	●	●	●						●	●	●	●	
5MXS90E	●	●	●	●	●	●	●	●	●			●	●	●	●	●	●	●	●	●	●	●	●	●			●	●	●	●	●	●						●	●	●	●	

**INVERTER**



CONNECTABLE OUTDOOR UNITS				2MXS40H	2MXS50H	3MXS40K	3MXS52E	3MXS68G	4MXS68F	4MXS80E	5MXS90E	
Outdoor unit	Unit	HeightxWidthxDepth	mm	550x765x285		735x826x300		735x826x300		770x900x320		
Dimensions	Unit	HeightxWidthxDepth	mm	550x765x285		735x826x300		735x826x300		770x900x320		
Weight	Unit		kg	38	42	49	49	58	72	73		
	Fan - Air flow rate	Cooling	High/Nom./Low	m <sup>3</sup> /min	36/33/30	37/34/34	45/-/41	45/-/45	52.7/49.4/43.5	54.5/-/46.0	57.1/54.5/46.0	
Sound power level	Heating	High/Nom./Low	m <sup>3</sup> /min	32/32/32	34/34/34	45/-/41	45/-/41	46.4/44.5/16.3	46.0/-/14.7	52.5/-/14.7		
	Cooling	High/Nom.	dB(A)	-/62	-/63	59/-	-/59	-/61	-/62	-/66		
Sound pressure level	Cooling	Nom.	dB(A)	47	48	46	46	48	48	52		
	Heating	Nom.	dB(A)	48	50	47	47	49	49	52		
Operation range	Cooling	Ambient	Min.~Max. °CDB	10~46		-10~46		-10~46		-10~46		
	Heating	Ambient	Min.~Max. °CWB	-15~15.5		-15~15.5		-15~15.5		-15~15.5		
Refrigerant	Type/GWP			R-410A/1,975		R-410A/1,975		R-410A/1,975				
Piping connections	Liquid	OD	mm	6.35x2		6.35x3		6.35x3		6.35x4		
	Gas	OD	mm	9.52x1	12.7x1	9.52x3	9.52x2, 12.7x1	9.52x1, 12.7x2	9.52x2, 12.7x2	9.52x1, 12.7x1, 15.9x2	9.52x2, 12.7x1, 15.9x2	
	Drain	OD	mm	18		18		18		25		
	Level difference	IU - OU	Max.	15		15		15		15		
		IU - IU	Max.	7.5		7.5		7.5		7.5		
	Heat insulation			Both liquid and gas pipes								
Power supply	Total piping length	System	Actual	30		30		50		60		
	Phase / Frequency / Voltage		Hz / V	1~ / 50 / 230		1~ / 50 / 230		1~ / 50 / 230		1~ / 50 / 230		

## COOLING

OUTDOOR UNIT	INDOOR UNIT	COOLING CAPACITY (kW)		TOTAL CAPACITY (kW)			POWER INPUT COOLING (kW)			TOTAL CURRENT (A)			POWER FACTOR (%)	EER	ENERGY LABEL	AEC (kWh)	Seasonal data			
		A ROOM	B ROOM	Min.	Nom.	Max.	Min.	Nom.	Max.	Min.	Nom.	Max.					label	SEER	Pdesign	AEC
2MXS40H3V1B	1.5+1.5	1.5	1.5	1.75	3.0	3.57	0.35	0.66	0.83	1.60	3.1	3.80	94	4.55	A	330	A++	6.13	3.00	172
	1.5+2.0	1.5	2.0	1.75	3.5	3.96	0.35	0.81	0.99	1.60	3.7	4.60	94	4.32	A	405	A++	6.33	3.50	194
	1.5+2.5	1.5	2.5	1.75	4.0	4.22	0.35	1.02	1.12	1.60	4.7	5.20	94	3.92	A	510	A++	6.47	4.00	217
	1.5+3.5	1.2	2.8	1.75	4.0	4.34	0.35	0.99	1.14	1.60	4.6	5.30	94	4.04	A	495	A++	6.42	4.00	218
	2.0+2.0	2.0	2.0	1.75	4.0	4.20	0.31	1.04	1.12	1.40	4.8	5.20	94	3.85	A	520	A++	6.61	4.00	212
	2.0+2.5	1.9	2.2	1.75	4.0	4.30	0.31	1.03	1.17	1.40	4.8	5.40	94	3.88	A	515	A++	6.63	4.00	212
	2.0+3.5	1.8	2.3	1.75	4.0	4.50	0.31	1.00	1.23	1.40	4.6	5.70	94	4.00	A	500	A++	6.52	4.00	215
	2.5+2.5	2.0	2.0	1.75	4.0	4.40	0.31	1.02	1.23	1.40	4.7	5.70	94	3.92	A	510	A++	6.64	4.00	211
	2.5+3.5	1.8	2.2	1.75	4.0	4.60	0.31	0.99	1.31	1.40	4.6	6.10	94	4.04	A	495	A++	6.53	4.00	215

## HEATING

OUTDOOR UNIT	INDOOR UNIT	HEATING CAPACITY (kW)		TOTAL CAPACITY (kW)			POWER INPUT COOLING (kW)			TOTAL CURRENT (A)			POWER FACTOR (%)	COP	ENERGY LABEL	Seasonal data				
		A ROOM	B ROOM	Min.	Nom.	Max.	Min.	Nom.	Max.	Min.	Nom.	Max.				label	SCOP	Pdesign	AEC	Back-up heater capacity at -10°C
2MXS40H3V1B	1.5+1.5	1.9	1.9	1.30	3.8	4.26	0.30	0.90	1.11	1.40	4.1	5.10	95	4.22	A	A+	4.06	3.01	1038	0.57
	1.5+2.0	1.7	2.3	1.30	4.0	4.44	0.30	0.95	1.15	1.40	4.3	5.30	95	4.21	A	A+	4.10	3.03	1035	0.59
	1.5+2.5	1.6	2.6	1.30	4.2	4.58	0.30	1.02	1.22	1.40	4.7	5.60	95	4.12	A	A+	4.11	3.03	1032	0.58
	1.5+3.5	1.3	3.1	1.30	4.4	4.70	0.29	1.09	1.20	1.30	5.0	5.50	95	4.04	A	A+	4.16	3.00	1011	0.59
	2.0+2.0	2.1	2.1	1.40	4.2	4.60	0.27	1.01	1.17	1.20	4.6	5.40	95	4.16	A	A+	4.12	3.03	1029	0.58
	2.0+2.5	2.1	2.3	1.40	4.4	4.70	0.27	1.08	1.21	1.20	4.9	5.50	96	4.07	A	A+	4.13	3.03	1028	0.58
	2.0+3.5	2.0	2.4	1.40	4.4	4.70	0.26	1.06	1.19	1.20	4.8	5.40	96	4.15	A	A+	4.14	2.97	1004	0.56
	2.5+2.5	2.2	2.2	1.40	4.4	4.70	0.27	1.07	1.20	1.20	4.8	5.40	96	4.11	A	A+	4.18	3.03	1016	0.58
	2.5+3.5	2.1	2.4	1.40	4.4	4.70	0.26	1.05	1.18	1.20	4.8	5.30	96	4.19	A	A+	4.13	2.96	1003	0.56

- Notes: 1. Cooling capacity is based on 27°CDB/19°CWB (Indoor temperature), 35°CDB(Outdoor temperature).  
 Heating capacity is based on 20°CDB (Indoor temperature), 7°CDB/6°CWB(Outdoor temperature).  
 2. The total ability of connected a indoor unit is up to 6.0kW.  
 3. It is impossible to connect the indoor unit for one room only.  
 4. The above is the value for connecting with the following indoor units.  
 1.5, 2.0, 2.5, 3.5 kW Class; wall mounted K series

## COOLING

OUTDOOR UNIT	INDOOR UNIT	COOLING CAPACITY (kW)		TOTAL CAPACITY (kW)			POWER INPUT COOLING (kW)			TOTAL CURRENT (A)			POWER FACTOR (%)	EER	ENERGY LABEL	AEC (kWh)	Seasonal data			
		A ROOM	B ROOM	Min.	Nom.	Max.	Min.	Nom.	Max.	Min.	Nom.	Max.					label	SEER	Pdesign	AEC
2MXS50H3V1B	1.5+1.5	1.50	1.50	1.88	3.00	3.15	0.33	0.55	0.58	1.60	2.60	2.80	91	5.45	A	275	A++	6.42	3.00	164
	1.5+2.0	1.50	2.00	1.88	3.50	3.73	0.32	0.67	0.75	1.50	3.20	3.60	91	5.22	A	335	A++	6.74	3.50	182
	1.5+2.5	1.50	2.50	1.88	4.00	4.23	0.32	0.87	0.97	1.50	4.20	4.60	91	4.60	A	435	A++	6.68	4.00	210
	1.5+3.5	1.50	3.50	1.88	5.00	5.00	0.32	1.35	1.35	1.50	6.50	6.50	91	3.70	A	675	A++	6.43	5.00	273
	1.5+4.2	1.32	3.68	1.95	5.00	5.37	0.34	1.35	1.67	1.60	6.50	8.00	91	3.70	A	675	A++	6.46	5.00	271
	1.5+5.0	1.15	3.85	1.95	5.00	5.50	0.34	1.35	1.81	1.60	6.50	8.60	91	3.70	A	675	A++	6.45	5.00	272
	2.0+2.0	2.00	2.00	1.95	4.00	5.00	0.34	0.87	1.36	1.60	4.20	6.50	91	4.60	A	435	A++	6.73	4.00	208
	2.0+2.5	2.00	2.50	1.95	4.50	5.10	0.34	1.07	1.45	1.60	5.10	6.90	91	4.21	A	535	A++	6.70	4.50	235
	2.0+3.5	1.82	3.18	1.95	5.00	5.40	0.34	1.35	1.62	1.60	6.50	7.70	91	3.70	A	675	A++	6.50	5.00	270
	2.0+4.2	1.61	3.39	1.95	5.00	5.50	0.34	1.34	1.73	1.60	6.40	8.30	91	3.73	A	670	A++	6.53	5.00	269
	2.0+5.0	1.43	3.57	1.95	5.00	5.50	0.34	1.31	1.71	1.60	6.30	8.20	91	3.82	A	655	A++	6.51	5.00	269
	2.5+2.5	2.50	2.50	1.95	5.00	5.30	0.34	1.38	1.61	1.60	6.60	7.70	91	3.62	A	690	A++	6.61	5.00	265
	2.5+3.5	2.08	2.92	1.95	5.00	5.40	0.34	1.34	1.61	1.60	6.40	7.70	91	3.73	A	670	A++	6.52	5.00	269
	2.5+4.2	1.87	3.13	1.95	5.00	5.50	0.34	1.33	1.72	1.60	6.40	8.20	91	3.76	A	665	A++	6.53	5.00	268
	2.5+5.0	1.67	3.33	1.95	5.00	5.50	0.34	1.30	1.70	1.60	6.20	8.10	91	3.85	A	650	A++	6.53	5.00	269
	3.5+3.5	2.50	2.50	1.98	5.00	5.40	0.34	1.29	1.55	1.60	6.20	7.40	91	3.88	A	645	A++	6.44	5.00	272
	3.5+4.2	2.27	2.73	1.98	5.00	5.50	0.34	1.28	1.65	1.60	6.10	7.90	91	3.91	A	640	A++	6.45	5.00	272
	3.5+5.0	2.06	2.94	1.98	5.00	5.50	0.34	1.27	1.62	1.60	6.10	7.70	91	3.94	A	635	A++	6.44	5.00	272
4.2+4.2	2.50	2.50	1.98	5.00	5.50	0.34	1.27	1.62	1.60	6.10	7.70	91	3.94	A	635	A++	6.47	5.00	271	

## HEATING

OUTDOOR UNIT	INDOOR UNIT	HEATING CAPACITY (kW)		TOTAL CAPACITY (kW)			POWER INPUT COOLING (kW)			TOTAL CURRENT (A)			POWER FACTOR (%)	COP	ENERGY LABEL	Seasonal data				
		A ROOM	B ROOM	Min.	Nom.	Max.	Min.	Nom.	Max.	Min.	Nom.	Max.				label	SCOP	Pdesign	AEC	Back-up heater capacity at -10°C
2MXS50H3V1B	1.5+1.5	1.99	1.99	1.17	3.97	4.54	0.22	0.95	1.20	1.1	4.5	5.7	91	4.18	A	A	3.95	3.3	1169	0.64
	1.5+2.0	1.9	2.53	1.17	4.43	4.89	0.22	1.08	1.29	1.1	5.2	6.2	91	4.10	A	A	3.97	3.32	1172	0.64
	1.5+2.5	1.81	3.02	1.17	4.83	5.19	0.23	1.16	1.39	1.1	5.5	6.6	91	4.16	A	A	3.98	3.88	1364	0.75
	1.5+3.5	1.64	3.82	1.17	5.46	5.7	0.23	1.39	1.60	1.1	6.6	7.6	91	3.93	A	A+	4.09	4.25	1454	0.81
	1.5+4.2	1.5	4.2	1.17	5.7	5.96	0.24	1.41	1.53	1.1	6.7	7.3	91	4.04	A	A+	4.06	4.39	1515	0.84
	1.5+5.0	1.32	4.38	1.17	5.7	6.16	0.24	1.44	1.62	1.1	6.9	7.7	91	3.96	A	A+	4.04	4.37	1514	0.83
	2.0+2.0	2.65	2.65	1.18	5.3	5.7	0.23	1.34	1.51	1.1	6.4	7.2	91	3.96	A	A	3.99	3.89	1367	0.75
	2.0+2.5	2.44	3.06	1.18	5.5	5.8	0.23	1.37	1.52	1.1	6.5	7.3	91	4.01	A	A+	4	3.9	1365	0.75
	2.0+3.5	2.04	3.56	1.24	5.6	5.9	0.24	1.39	1.55	1.1	6.6	7.4	91	4.03	A	A+	4.12	4.27	1453	0.81
	2.0+4.2	1.84	3.86	1.25	5.7	6	0.25	1.35	1.50	1.2	6.5	7.2	91	4.22	A	A+	4.09	4.41	1509	0.86
	2.0+5.0	1.63	4.07	1.29	5.7	6.2	0.25	1.38	1.55	1.2	6.6	7.4	91	4.13	A	A+	4.07	4.39	1510	0.86
	2.5+2.5	2.8	2.8	1.18	5.6	5.8	0.23	1.42	1.52	1.1	6.8	7.3	91	3.94	A	A+	4	4.19	1466	0.8
	2.5+3.5	2.38	3.32	1.24	5.7	6	0.25	1.41	1.58	1.2	6.7	7.5	91	4.04	A	A+	4.1	4.41	1507	0.86
	2.5+4.2	2.13	3.57	1.25	5.7	6.1	0.25	1.36	1.51	1.2	6.5	7.2	91	4.19	A	A+	4.11	4.42	1506	0.86
	2.5+5.0	1.9	3.8	1.35	5.7	6.3	0.26	1.35	1.56	1.2	6.5	7.5	91	4.22	A	A+	4.09	4.4	1508	0.86
	3.5+3.5	2.85	2.85	1.3	5.7	6.1	0.25	1.46	1.63	1.2	7	7.8	91	3.90	A	A+	4.3	4.5	1467	0.87
	3.5+4.2	2.59	3.11	1.31	5.7	6.2	0.26	1.38	1.51	1.2	6.6	7.2	91	4.13	A	A+	4.28	4.51	1476	0.87
	3.5+5.0	2.35	3.35	1.35	5.7	6.4	0.27	1.38	1.56	1.3	6.6	7.5	91	4.13	A	A+	4.21	4.49	1493	0.87
4.2+4.2	2.85	2.85	1.32	5.7	6.3	0.23	1.31	1.50	1.1	6.3	7.2	91	4.35	A	A+	4.29	4.52	1475	0.88	

- Notes: 1. Cooling capacity is based on 27°CDB/19°CWB (Indoor temperature). 35°CDB (Outdoor temperature).  
 Heating capacity is based on 20°CDB (Indoor temperature). 7°CDB/6°CWB (Outdoor temperature).  
 2. The total ability of connected a indoor unit is up to 8.5kW.  
 3. It is impossible to connect the indoor unit for one room only.  
 4. The above is the value for connecting with the following indoor units.  
 1.5, 2.0, 2.5, 3.5, 4.2, 5.0 kW class; wall mounted K series



## COOLING

OUTDOOR UNIT	INDOOR UNIT	COOLING CAPACITY (kW)				TOTAL CAPACITY (kW)			POWER INPUT COOLING (kW)			TOTAL CURRENT (A)			POWER FACTOR (%)	EER	ENERGY LABEL	AEC (kWh)	Seasonal data			
		A ROOM	B ROOM	C ROOM	D ROOM	Min.	Nom.	Max.	Min.	Nom.	Max.	Min.	Nom.	Max.					label	SEER	Pdesign	AEC
3MXS40K3V1B	1.5+1.5	1.50	1.50	---	---	1.78	3.00	4.20	0.35	0.63	1.12	1.60	2.80	5.00	98.00	4.76	A	315	A++	6.55	3.00	161
	1.5+2.0	1.50	2.00	---	---	1.78	3.50	4.20	0.35	0.80	1.12	1.50	3.50	4.90	99.00	4.38	A	400	A++	6.77	3.50	182
	1.5+2.5	1.50	2.50	---	---	1.78	4.00	4.20	0.35	0.98	1.12	1.50	4.30	4.90	99.00	4.08	A	490	A++	6.86	4.00	205
	1.5+3.5	1.20	2.80	---	---	1.78	4.00	4.21	0.35	0.98	1.12	1.50	4.30	4.90	99.00	4.08	A	490	A++	6.69	4.00	210
	2.0+2.0	2.00	2.00	---	---	1.88	4.00	4.54	0.35	0.95	1.12	1.50	4.20	4.90	99.00	4.21	A	475	A++	6.90	4.00	203
	2.0+2.5	1.78	2.22	---	---	1.88	4.00	4.54	0.35	0.95	1.12	1.50	4.20	4.90	99.00	4.21	A	475	A++	6.90	4.00	203
	2.0+3.5	1.45	2.55	---	---	1.88	4.00	4.55	0.35	0.95	1.09	1.50	4.20	4.80	99.00	4.21	A	475	A++	6.73	4.00	209
	2.5+2.5	2.00	2.00	---	---	1.88	4.00	4.54	0.35	0.95	1.12	1.50	4.20	4.90	99.00	4.21	A	475	A++	6.90	4.00	203
	2.5+3.5	1.67	2.33	---	---	1.88	4.00	4.54	0.35	0.95	1.12	1.50	4.20	4.90	99.00	4.21	A	475	A++	6.73	4.00	209
	3.5+3.5	2.00	2.00	---	---	1.88	4.00	4.58	0.35	0.95	1.12	1.50	4.20	4.90	99.00	4.21	A	475	A++	6.56	4.00	214
	1.5+1.5+1.5	1.33	1.33	1.33	---	1.80	4.00	4.60	0.35	0.83	0.98	1.50	3.60	4.30	99.00	4.82	A	415	A++	6.97	4.00	201
	1.5+1.5+2.0	1.20	1.20	1.60	---	1.80	4.00	4.60	0.35	0.84	0.98	1.50	3.70	4.30	99.00	4.76	A	420	A++	6.97	4.00	201
	1.5+1.5+2.5	1.09	1.09	1.82	---	1.80	4.00	4.60	0.35	0.84	0.98	1.50	3.70	4.30	99.00	4.76	A	420	A++	6.97	4.00	201
	1.5+1.5+3.5	0.92	0.92	2.15	---	1.80	4.00	4.60	0.37	0.84	0.98	1.60	3.70	4.30	99.00	4.76	A	420	A++	6.80	4.00	206
	1.5+2.0+2.0	1.09	1.45	1.45	---	1.80	4.00	4.60	0.35	0.84	0.98	1.50	3.70	4.30	99.00	4.76	A	420	A++	6.98	4.00	201
	1.5+2.0+2.5	1.00	1.33	1.67	---	1.80	4.00	4.60	0.35	0.84	0.98	1.50	3.70	4.30	99.00	4.76	A	420	A++	6.98	4.00	201
	1.5+2.0+3.5	0.86	1.14	2.00	---	1.80	4.00	4.60	0.37	0.84	0.98	1.60	3.70	4.30	99.00	4.76	A	420	A++	6.81	4.00	206
	1.5+2.5+2.5	0.92	1.54	1.54	---	1.80	4.00	4.60	0.37	0.84	0.98	1.60	3.70	4.30	99.00	4.76	A	420	A++	6.98	4.00	201
	2.0+2.0+2.0	1.33	1.33	1.33	---	1.86	4.00	4.60	0.35	0.81	0.98	1.50	3.60	4.30	99.00	4.94	A	405	A++	7.02	4.00	200
	2.0+2.0+2.5	1.23	1.23	1.54	---	1.86	4.00	4.60	0.35	0.81	0.98	1.50	3.60	4.30	99.00	4.94	A	405	A++	7.02	4.00	200
2.0+2.5+2.5	1.14	1.43	1.43	---	1.95	4.00	4.60	0.37	0.81	0.98	1.60	3.60	4.30	99.00	4.94	A	405	A++	7.02	4.00	200	

## HEATING

OUTDOOR UNIT	INDOOR UNIT	HEATING CAPACITY (kW)				TOTAL CAPACITY (kW)			POWER INPUT COOLING (kW)			TOTAL CURRENT (A)			POWER FACTOR (%)	COP	ENERGY LABEL	Seasonal data				
		A ROOM	B ROOM	C ROOM	D ROOM	Min.	Nom.	Max.	Min.	Nom.	Max.	Min.	Nom.	Max.				label	SCOP	Pdesign	AEC	Back-up heater capacity at -10°C
3MXS40K3V1B	1.5+1.5	2.30	2.30	---	---	1.22	4.60	5.00	0.31	1.11	1.29	1.4	4.9	5.7	99	4.14	A	A+	4.09	3.59	1229	0.68
	1.5+2.0	1.97	2.63	---	---	1.22	4.60	5.00	0.31	1.11	1.29	1.4	4.9	5.7	99	4.14	A	A+	4.12	3.61	1227	0.68
	1.5+2.5	1.73	2.88	---	---	1.22	4.60	5.00	0.31	1.10	1.29	1.4	4.8	5.7	99	4.18	A	A+	4.04	4.73	1640	0.91
	1.5+3.5	1.38	3.22	---	---	1.25	4.60	5.02	0.31	1.10	1.29	1.4	4.8	5.7	99	4.18	A	A+	4.17	4.84	1624	0.93
	2.0+2.0	2.30	2.30	---	---	1.28	4.60	5.00	0.31	1.11	1.29	1.4	4.9	5.7	99	4.14	A	A+	4.05	4.75	1641	0.92
	2.0+2.5	2.04	2.56	---	---	1.28	4.60	5.00	0.31	1.10	1.29	1.4	4.8	5.7	99	4.18	A	A+	4.07	4.76	1636	0.92
	2.0+3.5	1.67	2.93	---	---	1.34	4.60	5.02	0.31	1.10	1.29	1.4	4.8	5.7	99	4.18	A	A+	4.23	4.86	1609	0.93
	2.5+2.5	2.30	2.30	---	---	1.28	4.60	5.00	0.31	1.10	1.29	1.4	4.8	5.7	99	4.18	A	A+	4.08	4.77	1636	0.92
	2.5+3.5	1.92	2.68	---	---	1.34	4.60	5.02	0.31	1.10	1.29	1.4	4.8	5.7	99	4.18	A	A+	4.24	4.87	1610	0.93
	3.5+3.5	2.30	2.30	---	---	1.40	4.60	5.04	0.31	1.10	1.28	1.4	4.8	5.6	99	4.18	A	A+	4.37	4.93	1580	0.94
	1.5+1.5+1.5	1.53	1.53	1.53	---	1.32	4.60	5.00	0.32	0.91	1.02	1.4	4.0	4.5	99	5.05	A	A+	4.29	4.93	1609	0.94
	1.5+1.5+2.0	1.38	1.38	1.84	---	1.32	4.60	5.07	0.32	0.91	1.02	1.4	4.0	4.5	99	5.05	A	A+	4.31	4.94	1605	0.95
	1.5+1.5+2.5	1.25	1.25	2.09	---	1.32	4.60	5.07	0.32	0.91	1.02	1.4	4.0	4.5	99	5.05	A	A+	4.31	4.94	1603	0.94
	1.5+1.5+3.5	1.06	1.06	2.48	---	1.32	4.60	5.09	0.32	0.91	1.01	1.4	4.0	4.4	99	5.05	A	A+	4.39	4.95	1578	0.94
	1.5+2.0+2.0	1.25	1.67	1.67	---	1.32	4.60	5.07	0.32	0.91	1.02	1.4	4.0	4.5	99	5.05	A	A+	4.32	4.94	1602	0.94
	1.5+2.0+2.5	1.15	1.53	1.92	---	1.33	4.60	5.07	0.32	0.91	1.02	1.4	4.0	4.5	99	5.05	A	A+	4.36	4.94	1588	0.94
	1.5+2.0+3.5	0.99	1.31	2.30	---	1.33	4.60	5.09	0.32	0.91	1.01	1.4	4.0	4.4	99	5.05	A	A+	4.40	4.95	1575	0.95
	1.5+2.5+2.5	1.06	1.77	1.77	---	1.33	4.60	5.07	0.32	0.91	1.02	1.4	4.0	4.5	99	5.05	A	A+	4.34	4.95	1596	0.95
	2.0+2.0+2.0	1.53	1.53	1.53	---	1.34	4.60	5.07	0.32	0.91	1.02	1.4	4.0	4.5	99	5.05	A	A+	4.34	4.95	1596	0.95
	2.0+2.0+2.5	1.42	1.42	1.77	---	1.34	4.60	5.07	0.32	0.91	1.02	1.4	4.0	4.5	99	5.05	A	A+	4.35	4.95	1594	0.95
2.0+2.5+2.5	1.31	1.64	1.64	---	1.45	4.60	5.07	0.32	0.91	1.02	1.4	4.0	4.5	99	5.05	A	A+	4.36	4.95	1590	0.94	

- Notes: 1. Cooling capacity is based on 27°CDB/19°CWB (Indoor temperature), 35°CDB (Outdoor temperature).  
 Heating capacity is based on 20°CDB (Indoor temperature), 7°CDB/6°CWB (Outdoor temperature).  
 2. The total ability of connected a indoor unit is up to 7.0kW.  
 3. It is impossible to connect the indoor unit for one room only.  
 4. The above is the value for connecting with the following indoor units.  
 1.5, 2.0, 2.5, 3.5 kW class; wall mounted K series

## COOLING

OUTDOOR UNIT	INDOOR UNIT	COOLING CAPACITY (kW)				TOTAL CAPACITY (kW)			POWER INPUT COOLING (kW)			TOTAL CURRENT (A)			POWER FACTOR (%)	EER	ENERGY LABEL	AEC (kWh)	Seasonal data			
		A ROOM	B ROOM	C ROOM	D ROOM	Min.	Nom.	Max.	Min.	Nom.	Max.	Min.	Nom.	Max.					label	SEER	Pdesign	AEC
3MXS52E4V1B	1.5+1.5	1.50	1.50	---	---	1.88	3.00	4.72	0.35	0.61	1.30	1.5	2.7	5.7	99	4.92	A	305	A++	6.55	3.00	161
	1.5+2.0	1.50	2.00	---	---	1.88	3.50	4.72	0.35	0.77	1.30	1.5	3.4	5.7	99	4.55	A	385	A++	6.77	3.50	182
	1.5+2.5	1.50	2.50	---	---	1.88	4.00	5.68	0.35	0.95	1.91	1.5	4.2	8.4	99	4.21	A	475	A++	6.86	4.00	205
	1.5+3.5	1.50	3.50	---	---	1.88	5.00	5.99	0.35	1.45	2.17	1.5	6.4	9.5	99	3.45	A	725	A++	6.76	5.00	259
	1.5+4.2	1.37	3.83	---	---	1.88	5.20	6.08	0.35	1.55	2.25	1.5	6.8	9.9	99	3.35	A	775	A++	6.81	5.20	268
	1.5+5.0	1.20	---	4.00	---	1.88	5.20	6.29	0.35	1.46	2.27	1.5	6.4	10.0	99	3.56	A	730	A++	6.79	5.20	269
	2.0+2.0	2.00	2.00	---	---	1.88	4.00	5.96	0.35	0.95	1.91	1.5	4.2	8.4	99	4.21	A	475	A++	6.90	4.00	203
	2.0+2.5	2.00	2.50	---	---	1.88	4.50	6.23	0.35	1.18	2.14	1.5	5.2	9.4	99	3.81	A	590	A++	6.90	4.50	229
	2.0+3.5	1.89	3.31	---	---	1.88	5.20	6.24	0.35	1.55	2.07	1.5	6.8	9.1	99	3.35	A	775	A++	6.83	5.20	267
	2.0+4.2	1.68	3.52	---	---	1.88	5.20	6.25	0.35	1.55	2.07	1.5	6.8	9.1	99	3.35	A	775	A++	6.85	5.20	266
	2.0+5.0	1.49	---	3.71	---	1.88	5.20	6.47	0.35	1.42	2.15	1.5	6.2	9.4	99	3.66	A	710	A++	6.83	5.20	267
	2.5+2.5	2.50	2.50	---	---	1.88	5.00	6.23	0.35	1.45	2.14	1.5	6.4	9.4	99	3.45	A	725	A++	6.93	5.00	253
	2.5+3.5	2.17	3.03	---	---	1.88	5.20	6.35	0.35	1.55	2.25	1.5	6.8	9.9	99	3.35	A	775	A++	6.83	5.20	267
	2.5+4.2	1.94	3.26	---	---	1.88	5.20	6.36	0.35	1.55	2.25	1.5	6.8	9.9	99	3.35	A	775	A++	6.85	5.20	266
	2.5+5.0	1.73	---	3.47	---	1.88	5.20	6.47	0.35	1.42	2.07	1.5	6.2	9.1	99	3.66	A	710	A++	6.85	5.20	266
	3.5+3.5	2.60	2.60	---	---	1.88	5.20	6.40	0.35	1.55	2.25	1.5	6.8	9.9	99	3.35	A	775	A++	6.72	5.20	271
	3.5+4.2	2.36	2.84	---	---	1.88	5.20	6.41	0.35	1.55	2.25	1.5	6.8	9.9	99	3.35	A	775	A++	6.72	5.20	271
	3.5+5.0	2.14	---	3.06	---	1.88	5.21	6.49	0.35	1.42	2.09	1.5	6.2	9.2	99	3.67	A	710	A++	6.72	5.20	271
	4.2+4.2	2.60	2.60	---	---	1.88	5.20	6.42	0.35	1.55	2.25	1.5	6.8	9.9	99	3.35	A	775	A++	6.72	5.20	271
	1.5+1.5+1.5	1.50	1.50	1.50	---	1.86	4.50	6.71	0.35	0.97	2.16	1.5	4.3	9.5	99	4.64	A	485	A++	7.06	4.50	223
	1.5+1.5+2.0	1.50	1.50	2.00	---	1.86	5.00	6.71	0.35	1.18	2.16	1.5	5.2	9.5	99	4.24	A	590	A++	7.15	5.00	245
	1.5+1.5+2.5	1.42	1.42	2.36	---	1.86	5.20	6.71	0.35	1.24	2.16	1.5	5.4	9.5	99	4.19	A	620	A++	7.17	5.20	254
	1.5+1.5+3.5	1.20	1.20	2.80	---	1.95	5.20	6.72	0.35	1.24	2.16	1.5	5.4	9.5	99	4.19	A	620	A++	7.05	5.20	259
	1.5+1.5+4.2	1.08	1.08	3.03	---	1.95	5.20	6.73	0.35	1.24	2.16	1.5	5.4	9.5	99	4.19	A	620	A++	7.05	5.20	259
	1.5+1.5+5.0	0.98	0.98	3.25	---	2.11	5.20	6.90	0.35	1.21	2.17	1.5	5.3	9.5	99	4.30	A	605	A++	7.05	5.20	259
	1.5+2.0+2.0	1.42	1.89	1.89	---	1.86	5.20	6.71	0.35	1.24	2.16	1.5	5.4	9.5	99	4.19	A	620	A++	7.20	5.20	253
	1.5+2.0+2.5	1.30	1.73	2.17	---	1.86	5.20	6.71	0.35	1.24	2.16	1.5	5.4	9.5	99	4.19	A	620	A++	7.20	5.20	253
	1.5+2.0+3.5	1.11	1.49	2.60	---	1.95	5.20	6.72	0.35	1.24	2.16	1.5	5.4	9.5	99	4.19	A	620	A++	7.07	5.20	258
	1.5+2.0+4.2	1.01	1.35	2.84	---	1.95	5.20	6.73	0.35	1.24	2.16	1.5	5.4	9.5	99	4.19	A	620	A++	7.06	5.20	258
	1.5+2.0+5.0	0.92	1.22	3.06	---	2.11	5.20	6.90	0.35	1.21	2.17	1.5	5.3	9.5	99	4.30	A	605	A++	7.07	5.20	258
	1.5+2.5+2.5	1.20	2.00	2.00	---	1.86	5.20	6.71	0.35	1.24	2.16	1.5	5.4	9.5	99	4.19	A	620	A++	7.20	5.20	253
	1.5+2.5+3.5	1.04	1.73	2.43	---	1.95	5.20	6.72	0.35	1.24	2.16	1.5	5.4	9.5	99	4.19	A	620	A++	7.06	5.20	258
	1.5+2.5+4.2	0.95	1.59	2.66	---	1.95	5.20	6.73	0.35	1.24	2.16	1.5	5.4	9.5	99	4.19	A	620	A++	7.06	5.20	258
	1.5+2.5+5.0	0.87	1.44	2.89	---	2.11	5.20	6.90	0.35	1.21	2.17	1.5	5.3	9.5	99	4.30	A	605	A++	7.06	5.20	258
	1.5+3.5+3.5	0.92	2.14	2.14	---	1.86	5.20	6.73	0.35	1.24	2.16	1.5	5.4	9.5	99	4.19	A	620	A++	6.93	5.20	263
	2.0+2.0+2.0	1.73	1.73	1.73	---	1.86	5.19	7.04	0.35	1.24	2.16	1.5	5.4	9.5	99	4.19	A	620	A++	7.22	5.19	252
	2.0+2.0+2.5	1.60	1.60	1.99	---	1.86	5.19	7.04	0.35	1.24	2.16	1.5	5.4	9.5	99	4.19	A	620	A++	7.23	5.19	252
	2.0+2.0+3.5	1.38	1.38	2.43	---	1.95	5.19	7.06	0.37	1.24	2.16	1.6	5.4	9.5	99	4.19	A	620	A++	7.08	5.19	257
	2.0+2.0+4.2	1.27	1.27	2.66	---	1.95	5.20	7.07	0.37	1.24	2.16	1.6	5.4	9.5	99	4.19	A	620	A++	7.09	5.20	257
	2.0+2.0+5.0	1.16	1.16	2.88	---	2.11	5.20	7.30	0.38	1.22	2.26	1.7	5.4	9.9	99	4.26	A	610	A++	7.08	5.20	258
	2.0+2.5+2.5	1.49	1.85	1.85	---	1.86	5.19	7.04	0.35	1.24	2.16	1.5	5.4	9.5	99	4.19	A	620	A++	7.23	5.19	252
	2.0+2.5+3.5	1.30	1.63	2.27	---	1.95	5.20	7.06	0.37	1.24	2.16	1.6	5.4	9.5	99	4.19	A	620	A++	7.08	5.20	258
	2.0+2.5+4.2	1.20	1.49	2.51	---	1.95	5.20	7.07	0.37	1.24	2.16	1.6	5.4	9.5	99	4.19	A	620	A++	7.09	5.20	257
	2.0+3.5+3.5	1.16	2.02	2.02	---	1.95	5.20	7.07	0.37	1.24	2.16	1.6	5.4	9.5	99	4.19	A	620	A++	6.94	5.20	263
	2.5+2.5+2.5	1.73	1.73	1.73	---	1.95	5.19	7.04	0.37	1.24	2.16	1.6	5.4	9.5	99	4.19	A	620	A++	7.23	5.19	252
	2.5+2.5+3.5	1.53	1.53	2.14	---	1.95	5.20	7.06	0.37	1.23	2.16	1.6	5.4	9.5	99	4.23	A	615	A++	7.09	5.20	257

- Notes: 1. Cooling capacity is based on 27°CDB/19°CWB (Indoor temperature), 35°CDB (Outdoor Temperature).  
 Heating capacity is based on 20°CDB (Indoor temperature), 7°DB/6°CWB (Outdoor temperature).  
 2. The total ability of connected a indoor unit is up to 9.0kW.  
 3. It is impossible to connect the indoor unit for one room only.  
 4. The above is the value for connecting with the following indoor units.  
 1.5, 2.0, 2.5, 3.5, 4.2, 5.0 kW class; wall mounted K series

## HEATING

OUTDOOR UNIT	INDOOR UNIT	HEATING CAPACITY (kW)				TOTAL CAPACITY (kW)			POWER INPUT COOLING (kW)			TOTAL CURRENT (A)			POWER FACTOR (%)	COP	ENERGY LABEL	Seasonal data				
		A ROOM	B ROOM	C ROOM	D ROOM	Min.	Nom.	Max.	Min.	Nom.	Max.	Min.	Nom.	Max.				label	SCOP	Pdesign	AEC	Back-up heater capacity at -10°C
3MXS52E4V1B	1.5+1.5	1.81	1.81	---	---	1.28	3.62	5.81	0.31	0.81	1.64	1.4	3.6	7.2	99	4.47	A	A+	4.09	3.59	1229	0.68
	1.5+2.0	1.74	2.33	---	---	1.28	4.07	5.81	0.31	0.94	1.64	1.4	4.1	7.2	99	4.33	A	A+	4.12	3.61	1227	0.68
	1.5+2.5	1.70	2.83	---	---	1.28	4.53	6.93	0.31	1.07	2.28	1.4	4.7	10.0	99	4.23	A	A+	4.04	4.73	1640	0.91
	1.5+3.5	1.63	3.79	---	---	1.28	5.42	6.96	0.31	1.37	2.28	1.4	6.0	10.0	99	3.96	A	A+	4.17	4.84	1624	0.93
	1.5+4.2	1.59	4.46	---	---	1.28	6.05	6.98	0.31	1.64	2.27	1.4	7.2	10.0	99	3.69	A	A+	4.18	4.85	1625	0.93
	1.5+5.0	1.56	---	5.21	---	1.27	6.77	7.20	0.31	1.83	2.32	1.4	8.0	10.2	99	3.70	A	A+	4.16	4.83	1626	0.93
	2.0+2.0	3.05	3.05	---	---	1.28	6.10	7.00	0.31	1.70	2.28	1.4	7.5	10.0	99	3.59	B	A+	4.05	4.75	1641	0.92
	2.0+2.5	2.78	3.47	---	---	1.28	6.25	7.00	0.31	1.75	2.28	1.4	7.7	10.0	99	3.57	B	A+	4.07	4.76	1636	0.92
	2.0+3.5	2.38	4.17	---	---	1.34	6.55	7.04	0.31	1.86	2.28	1.4	8.2	10.0	99	3.52	B	A+	4.23	4.86	1609	0.93
	2.0+4.2	2.16	4.54	---	---	1.34	6.70	7.05	0.31	1.93	2.27	1.4	8.5	10.0	99	3.47	B	A+	4.24	4.87	1610	0.94
	2.0+5.0	1.94	---	4.86	---	1.39	6.80	7.20	0.31	1.87	2.32	1.4	8.2	10.2	99	3.64	A	A+	4.18	4.85	1625	0.93
	2.5+2.5	3.25	3.25	---	---	1.28	6.50	7.00	0.31	1.86	2.31	1.4	8.2	10.1	99	3.49	B	A+	4.08	4.77	1636	0.92
	2.5+3.5	2.79	3.91	---	---	1.34	6.70	7.19	0.31	1.93	2.36	1.4	8.5	10.4	99	3.47	B	A+	4.24	4.87	1610	0.93
	2.5+4.2	2.54	4.26	---	---	1.34	6.80	7.21	0.31	1.93	2.35	1.4	8.5	10.3	99	3.52	B	A+	4.25	4.88	1608	0.94
	2.5+5.0	2.27	---	4.53	---	1.45	6.80	7.35	0.31	1.87	2.32	1.4	8.2	10.2	99	3.64	A	A+	4.23	4.86	1609	0.93
	3.5+3.5	3.40	3.40	---	---	1.40	6.80	7.22	0.31	1.97	2.35	1.4	8.7	10.3	99	3.45	B	A+	4.37	4.93	1580	0.94
	3.5+4.2	3.09	3.71	---	---	1.40	6.80	7.24	0.31	1.97	2.35	1.4	8.7	10.3	99	3.45	B	A+	4.37	4.93	1579	0.94
	3.5+5.0	2.80	---	4.00	---	1.45	6.80	7.50	0.31	1.83	2.31	1.4	8.0	10.1	99	3.72	A	A+	4.36	4.92	1581	0.94
	4.2+4.2	3.40	3.40	---	---	1.40	6.80	7.26	0.31	1.96	2.34	1.4	8.6	10.3	99	3.47	B	A+	4.42	4.94	1566	0.95
	1.5+1.5+1.5	1.66	1.66	1.66	---	1.34	4.97	8.02	0.32	1.02	2.14	1.4	4.5	9.4	99	4.87	A	A+	4.29	4.93	1609	0.94
	1.5+1.5+2.0	1.63	1.63	2.17	---	1.34	5.42	8.02	0.32	1.12	2.14	1.4	4.9	9.4	99	4.84	A	A+	4.31	4.94	1605	0.95
	1.5+1.5+2.5	1.60	1.60	2.67	---	1.34	5.87	8.02	0.32	1.26	2.14	1.4	5.5	9.4	99	4.66	A	A+	4.31	4.94	1603	0.94
	1.5+1.5+3.5	1.56	1.56	3.65	---	1.45	6.77	8.05	0.32	1.56	2.14	1.4	6.9	9.4	99	4.34	A	A+	4.39	4.95	1578	0.94
	1.5+1.5+4.2	1.42	1.42	3.97	---	1.45	6.80	8.06	0.32	1.56	2.14	1.4	6.9	9.4	99	4.36	A	A+	4.40	4.95	1576	0.95
	1.5+1.5+5.0	1.28	1.28	4.25	---	1.67	6.80	8.27	0.32	1.64	2.11	1.4	7.2	9.3	99	4.15	A	A+	4.39	4.95	1580	0.94
	1.5+2.0+2.0	1.60	2.13	2.13	---	1.34	5.87	8.02	0.32	1.26	2.14	1.4	5.5	9.4	99	4.66	A	A+	4.32	4.94	1602	0.94
	1.5+2.0+2.5	1.58	2.11	2.63	---	1.34	6.32	8.02	0.32	1.41	2.14	1.4	6.2	9.4	99	4.48	A	A+	4.36	4.94	1588	0.94
	1.5+2.0+3.5	1.46	1.94	3.40	---	1.45	6.80	8.05	0.32	1.56	2.14	1.4	6.9	9.4	99	4.36	A	A+	4.40	4.95	1575	0.95
	1.5+2.0+4.2	1.32	1.77	3.71	---	1.45	6.80	8.06	0.32	1.56	2.14	1.4	6.9	9.4	99	4.36	A	A+	4.43	4.94	1563	0.94
	1.5+2.0+5.0	1.20	1.60	4.00	---	1.67	6.80	8.27	0.32	1.64	2.11	1.4	7.2	9.3	99	4.15	A	A+	4.40	4.95	1576	0.95
	1.5+2.5+2.5	1.56	2.60	2.60	---	1.34	6.77	8.02	0.32	1.57	2.14	1.4	6.9	9.4	99	4.31	A	A+	4.34	4.95	1596	0.95
	1.5+2.5+3.5	1.36	2.27	3.17	---	1.45	6.80	8.05	0.32	1.56	2.14	1.4	6.9	9.4	99	4.36	A	A+	4.43	4.94	1563	0.94
	1.5+2.5+4.2	1.24	2.07	3.48	---	1.45	6.80	8.06	0.32	1.56	2.14	1.4	6.9	9.4	99	4.36	A	A+	4.42	4.94	1564	0.94
	1.5+2.5+5.0	1.13	1.89	3.78	---	1.67	6.80	8.27	0.32	1.64	2.11	1.4	7.2	9.3	99	4.15	A	A+	4.40	4.95	1575	0.95
	1.5+3.5+3.5	1.20	2.80	2.80	---	1.34	6.80	8.08	0.32	1.56	2.14	1.4	6.9	9.4	99	4.36	A	A+	4.47	4.90	1537	0.93
	2.0+2.0+2.0	2.26	2.26	2.26	---	1.34	6.78	8.02	0.32	1.57	2.14	1.4	6.9	9.4	99	4.32	A	A+	4.34	4.95	1596	0.95
	2.0+2.0+2.5	2.09	2.09	2.60	---	1.34	6.78	8.02	0.32	1.57	2.14	1.4	6.9	9.4	99	4.32	A	A+	4.35	4.95	1594	0.95
	2.0+2.0+3.5	1.80	1.80	3.18	---	1.45	6.78	8.05	0.32	1.56	2.14	1.4	6.9	9.4	99	4.35	A	A+	4.43	4.94	1562	0.94
	2.0+2.0+4.2	1.66	1.66	3.48	---	1.45	6.80	8.06	0.32	1.56	2.14	1.4	6.9	9.4	99	4.36	A	A+	4.44	4.94	1558	0.94
	2.0+2.0+5.0	1.51	1.51	3.78	---	1.67	6.80	8.27	0.32	1.64	2.11	1.4	7.2	9.3	99	4.15	A	A+	4.43	4.94	1563	0.94
	2.0+2.5+2.5	1.94	2.42	2.42	---	1.34	6.78	8.02	0.32	1.57	2.14	1.4	6.9	9.4	99	4.32	A	A+	4.36	4.95	1590	0.94
	2.0+2.5+3.5	1.70	2.13	2.98	---	1.57	6.80	8.05	0.32	1.56	2.14	1.4	6.9	9.4	99	4.36	A	A+	4.44	4.94	1557	0.94
	2.0+2.5+4.2	1.56	1.95	3.28	---	1.56	6.80	8.06	0.32	1.56	2.14	1.4	6.9	9.4	99	4.36	A	A+	4.44	4.94	1559	0.95
	2.0+3.5+3.5	1.52	2.64	2.64	---	1.56	6.80	8.08	0.32	1.56	2.14	1.4	6.9	9.4	99	4.36	A	A+	4.49	4.89	1525	0.94
	2.5+2.5+2.5	2.26	2.26	2.26	---	1.45	6.78	8.02	0.32	1.57	2.14	1.4	6.9	9.4	99	4.32	A	A+	4.40	4.95	1574	0.94
	2.5+2.5+3.5	2.00	2.00	2.80	---	1.57	6.80	8.05	0.32	1.56	2.14	1.4	6.9	9.4	99	4.36	A	A+	4.46	4.93	1549	0.94

- Notes: 1. Cooling capacity is based on 27°CDB/19°CWB (Indoor temperature), 35°CDB (Outdoor Temperature).  
 Heating capacity is based on 20°CDB (Indoor temperature), 7°DB/6°CWB (Outdoor temperature).  
 2. The total ability of connected a indoor unit is up to 9.0kW.  
 3. It is impossible to connect the indoor unit for one room only.  
 4. The above is the value for connecting with the following indoor units.  
 1.5, 2.0, 2.5, 3.5, 4.2, 5.0 kW class; wall mounted K series

COOLING

OUTDOOR UNIT	INDOOR UNIT	COOLING CAPACITY (kW)				TOTAL CAPACITY (kW)			POWER INPUT COOLING (kW)			TOTAL CURRENT (A)			POWER FACTOR (%)	EER	ENERGY LABEL	AEC (kWh)	Seasonal data			
		A ROOM	B ROOM	C ROOM	D ROOM	Min.	Nom.	Max.	Min.	Nom.	Max.	Min.	Nom.	Max.					label	SEER	Pdesign	AEC
3MXS68G3V1B	1.5+1.5	1.50	1.50	---	---	1.97	3.00	4.70	0.43	0.65	1.29	1.9	2.9	5.7	99	4.62	A	325	B	4.98	3.00	211
	1.5+2.0	1.50	2.00	---	---	1.97	3.50	4.86	0.43	0.80	1.37	1.9	3.5	6.0	99	4.38	A	400	B	5.09	3.50	241
	1.5+2.5	1.50	2.50	---	---	1.97	4.00	6.04	0.43	0.99	2.04	1.9	4.3	9.0	99	4.04	A	495	A	5.16	4.00	272
	1.5+3.5	1.50	3.50	---	---	1.97	5.00	6.25	0.42	1.39	2.20	1.8	6.1	9.7	99	3.60	A	695	A	5.14	5.00	341
	1.5+4.2	1.50	4.20	---	---	1.97	5.70	6.26	0.42	1.79	2.20	1.8	7.9	9.7	99	3.18	B	895	A	5.16	5.70	387
	1.5+5.0	1.50	5.00	---	---	1.97	6.50	7.06	0.41	2.22	2.60	1.8	9.7	11.4	99	2.93	C	1110	B	4.94	6.50	461
	1.5+6.0	1.36	5.44	---	---	1.98	6.80	7.38	0.40	2.26	2.60	1.8	9.9	11.4	99	3.01	B	1130	A	5.43	6.80	439
	2.0+2.0	2.00	2.00	---	---	1.97	4.00	5.02	0.43	1.00	1.45	1.9	4.4	6.4	99	4.00	A	500	A	5.18	4.00	271
	2.0+2.5	2.00	2.50	---	---	1.97	4.50	5.33	0.43	1.20	1.61	1.9	5.3	7.1	99	3.75	A	600	A	5.22	4.50	302
	2.0+3.5	2.00	3.50	---	---	1.97	5.50	6.18	0.42	1.66	2.15	1.8	7.3	9.4	99	3.31	A	830	A	5.23	5.50	368
	2.0+4.2	2.00	4.20	---	---	1.97	6.20	6.38	0.42	2.09	2.30	1.8	9.2	10.1	99	2.97	C	1045	B	5.08	6.20	428
	2.0+5.0	1.94	4.86	---	---	1.97	6.80	7.12	0.41	2.41	2.65	1.8	10.6	11.6	99	2.82	C	1205	B	4.93	6.80	483
	2.0+6.0	1.70	5.10	---	---	1.98	6.80	7.56	0.40	2.21	2.75	1.8	9.7	12.1	99	3.08	B	1105	A	5.49	6.80	434
	2.5+2.5	2.50	2.50	---	---	1.97	5.00	5.98	0.45	1.46	2.00	2.0	6.4	8.8	99	3.42	A	730	A	5.26	5.00	333
	2.5+3.5	2.50	3.50	---	---	1.97	6.00	6.44	0.43	2.06	2.37	1.9	9.0	10.4	99	2.91	C	1030	A	5.12	6.00	411
	2.5+4.2	2.50	4.20	---	---	1.97	6.70	6.81	0.43	2.54	2.67	1.9	11.2	11.7	99	2.64	D	1270	B	4.96	6.70	473
	2.5+5.0	2.27	4.53	---	---	1.97	6.80	7.23	0.40	2.41	2.75	1.8	10.6	12.1	99	2.82	C	1205	B	4.93	6.80	483
	2.5+6.0	2.00	4.80	---	---	1.98	6.80	7.56	0.38	2.21	2.75	1.7	9.7	12.1	99	3.08	B	1105	A	5.49	6.80	434
	3.5+3.5	3.40	3.40	---	---	1.97	6.80	6.99	0.41	2.51	2.66	1.8	11.0	11.7	99	2.71	D	1255	B	4.91	6.80	485
	3.5+4.2	3.09	3.71	---	---	1.97	6.80	7.10	0.41	2.51	2.76	1.8	11.0	12.1	99	2.71	D	1255	B	4.95	6.80	481
	3.5+5.0	2.80	4.00	---	---	1.97	6.80	7.61	0.38	2.41	3.12	1.7	10.6	13.7	99	2.82	C	1205	B	4.91	6.80	485
	3.5+6.0	2.51	4.29	---	---	2.28	6.80	7.91	0.43	2.21	3.06	1.9	9.7	13.4	99	3.08	B	1105	A	5.45	6.80	437
	4.2+4.2	3.40	3.40	---	---	1.97	6.80	7.00	0.41	2.51	2.66	1.8	11.0	11.7	99	2.71	D	1255	B	4.96	6.80	480
	4.2+5.0	3.10	3.70	---	---	1.97	6.80	7.62	0.38	2.41	3.12	1.7	10.6	13.7	99	2.82	C	1205	B	4.96	6.80	481
	4.2+6.0	2.80	4.00	---	---	2.28	6.80	7.92	0.43	2.21	3.06	1.9	9.7	13.4	99	3.08	B	1105	A	5.46	6.80	436
	5.0+5.0	3.40	3.40	---	---	2.36	6.80	8.06	0.47	2.31	3.35	2.1	10.1	14.7	99	2.94	C	1155	B	4.92	6.80	485
	5.0+6.0	3.09	3.71	---	---	2.49	6.80	8.28	0.48	2.12	3.28	2.1	9.3	14.4	99	3.21	A	1060	A	5.45	6.80	437
	1.5+1.5+1.5	1.50	1.50	1.50	---	1.98	4.50	6.11	0.42	1.03	1.68	1.8	4.5	7.4	99	4.37	A	515	A	5.27	4.50	300
	1.5+1.5+2.0	1.50	1.50	2.00	---	1.98	5.00	6.19	0.42	1.21	1.72	1.8	5.3	7.6	99	4.13	A	605	A	5.37	5.00	327
	1.5+1.5+2.5	1.50	1.50	2.50	---	1.98	5.50	6.74	0.42	1.44	2.03	1.8	6.3	8.9	99	3.82	A	720	A	5.42	5.50	355
	1.5+1.5+3.5	1.50	1.50	3.50	---	1.98	6.50	7.11	0.41	1.94	2.26	1.8	8.5	9.9	99	3.35	A	970	A	5.33	6.50	427
	1.5+1.5+4.2	1.42	1.42	3.97	---	1.98	6.80	7.32	0.41	2.12	2.40	1.8	9.3	10.5	99	3.21	A	1060	A	5.31	6.80	449
	1.5+1.5+5.0	1.28	1.28	4.25	---	1.98	6.80	7.72	0.39	2.02	2.59	1.7	8.9	11.4	99	3.37	A	1010	A	5.30	6.80	450
	1.5+1.5+6.0	1.13	1.13	4.53	---	2.33	6.80	8.04	0.44	1.88	2.59	1.9	8.3	11.4	99	3.62	A	940	A+	5.75	6.80	415
	1.5+2.0+2.0	1.50	2.00	2.00	---	1.98	5.50	6.35	0.42	1.44	1.81	1.8	6.3	7.9	99	3.82	A	720	A	5.46	5.50	353
	1.5+2.0+2.5	1.50	2.00	2.50	---	1.98	6.00	6.74	0.42	1.68	2.03	1.8	7.4	8.9	99	3.57	A	840	A	5.51	6.00	382
	1.5+2.0+3.5	1.46	1.94	3.40	---	1.98	6.80	7.11	0.41	2.12	2.26	1.8	9.3	9.9	99	3.21	A	1060	A	5.34	6.80	446
	1.5+2.0+4.2	1.32	1.77	3.71	---	1.98	6.80	7.32	0.41	2.12	2.40	1.8	9.3	10.5	99	3.21	A	1060	A	5.38	6.80	443
	1.5+2.0+5.0	1.20	1.60	4.00	---	1.98	6.80	7.72	0.39	2.02	2.59	1.7	8.9	11.4	99	3.37	A	1010	A	5.35	6.80	446
	1.5+2.0+6.0	1.07	1.43	4.29	---	2.33	6.80	8.04	0.44	1.88	2.59	1.9	8.3	11.4	99	3.62	A	940	A+	5.81	6.80	410
	1.5+2.5+2.5	1.50	2.50	2.50	---	1.98	6.50	6.96	0.41	1.94	2.16	1.8	8.5	9.5	99	3.35	A	970	A	5.45	6.50	418
	1.5+2.5+3.5	1.36	2.27	3.17	---	1.98	6.80	7.45	0.39	2.12	2.50	1.7	9.3	11.0	99	3.21	A	1060	A	5.38	6.80	443
	1.5+2.5+4.2	1.24	2.07	3.48	---	1.98	6.80	7.66	0.39	2.12	2.64	1.7	9.3	11.6	99	3.21	A	1060	A	5.38	6.80	443
	1.5+2.5+5.0	1.13	1.89	3.78	---	1.98	6.80	7.79	0.39	2.02	2.64	1.7	8.9	11.6	99	3.37	A	1010	A	5.38	6.80	443
	1.5+2.5+6.0	1.02	1.70	4.08	---	2.33	6.80	8.25	0.45	1.88	2.74	2.0	8.3	12.0	99	3.62	A	940	A+	5.81	6.80	410
	1.5+3.5+3.5	1.20	2.80	2.80	---	1.98	6.80	7.46	0.40	2.12	2.50	1.8	9.3	11.0	99	3.21	A	1060	A	5.32	6.80	448
	1.5+3.5+4.2	1.11	2.59	3.10	---	1.98	6.80	7.67	0.40	2.12	2.64	1.8	9.3	11.6	99	3.21	A	1060	A	5.33	6.80	447
	1.5+3.5+5.0	1.02	2.38	3.40	---	2.30	6.80	8.29	0.44	2.02	3.06	1.9	8.9	13.4	99	3.37	A	1010	A	5.33	6.80	447
	1.5+3.5+6.0	0.93	2.16	3.71	---	2.33	6.80	9.04	0.45	1.88	3.44	2.0	8.3	15.1	99	3.62	A	940	A+	5.75	6.80	414
	1.5+4.2+4.2	1.03	2.88	2.88	---	1.98	6.80	8.10	0.40	2.12	3.01	1.8	9.3	13.2	99	3.21	A	1060	A	5.35	6.80	446
	1.5+4.2+5.0	0.95	2.67	3.18	---	2.30	6.80	8.68	0.44	2.02	3.45	1.9	8.9	15.2	99	3.37	A	1010	A	5.33	6.80	447
	2.0+2.0+2.0	2.00	2.00	2.00	---	1.98	6.00	6.51	0.42	1.64	1.89	1.8	7.2	8.3	99	3.66	A	820	A	5.53	6.00	380
	2.0+2.0+2.5	2.00	2.00	2.50	---	1.98	6.50	6.89	0.42	1.89	2.12	1.8	8.3	9.3	99	3.44	A	945	A	5.49	6.50	415
	2.0+2.0+3.5	1.81	1.81	3.18	---	1.98	6.80	7.25	0.41	2.07	2.35	1.8	9.1	10.3	99	3.29	A	1035	A	5.41	6.80	440
	2.0+2.0+4.2	1.66	1.66	3.48	---	1.98	6.80	7.46	0.41	2.07	2.50	1.8	9.1	11.0	99	3.29	A	1035	A	5.42	6.80	440
	2.0+2.0+5.0	1.51	1.51	3.78	---	1.98	6.80	7.85	0.39	2.02	2.69	1.7	8.9	11.8	99	3.37	A	1010	A	5.41	6.80	440
	2.0+2.0+6.0	1.36	1.36	4.08	---	2.33	6.80	8.11	0.44	1.83	2.64	1.9	8.0	11.6	99	3.72	A	915	A+	5.86	6.80	406
	2.0+2.5+2.5	1.94	2.43	2.43	---	1.98	6.80	7.10	0.41	2.07	2.26	1.8	9.1	9.9	99	3.29	A	1035	A	5.46	6.80	437
	2.0+2.5+3.5	1.70	2.13	2.97	---	1.98	6.80	7.59	0.39	2.07	2.59	1.7	9.1	11.4	99	3.29	A	1035	A	5.42	6.80	440
	2.0+2.5+4.2	1.56	1.95	3.29	---	1.98	6.80	7.78	0.39	2.07	2.75	1.7	9.1	12.1	99	3.29	A	1035	A	5.42	6.80	439
2.0+2.5+5.0	1.43	1.79	3.58	---	1.98	6.80	7.92	0.39	2.02	2.74	1.7	8.9	12.0	99	3.37	A	1010	A	5.42	6.80	440	
2.0+2.5+6.0	1.30	1.62	3.88	---	2.33	6.80	8.38	0.45	1.83	2.84	2.0	8.0	12.5	99	3.72	A	915	A+	5.87	6.80	406	
2.0+3.5+3.5	1.52	2.64	2.64	---	1.98	6.80	7.91	0.40	2.07	2.85	1.8	9.1	12.5	99	3.29	A	1035	A	5.36	6.80	444	
2.0+3.																						



# HEATING

OUTDOOR UNIT	INDOOR UNIT	HEATING CAPACITY (kW)				TOTAL CAPACITY (kW)			POWER INPUT COOLING (kW)			TOTAL CURRENT (A)			POWER FACTOR (%)	COP	ENERGY LABEL	Seasonal data				
		A ROOM	B ROOM	C ROOM	D ROOM	Min.	Nom.	Max.	Min.	Nom.	Max.	Min.	Nom.	Max.				label	SCOP	Pdesign	AEC	Back-up heater capacity at -10°C
3MXS68G3V1B	1.5+1.5	2.90	2.90	---	---	1.62	5.80	7.10	0.38	1.57	1.99	1.7	6.9	8.7	99	3.69	A	A	3.83	3.67	1340	0.70
	1.5+2.0	2.64	3.51	---	---	1.62	6.15	7.10	0.38	1.72	1.99	1.7	7.6	8.7	99	3.58	B	A	3.82	3.77	1381	0.69
	1.5+2.5	2.44	4.06	---	---	1.62	6.50	7.64	0.38	1.89	2.24	1.7	8.3	9.8	99	3.44	B	A	3.83	3.82	1397	0.73
	1.5+3.5	2.16	5.04	---	---	1.76	7.20	8.17	0.39	2.25	2.55	1.7	9.9	11.2	99	3.20	D	A	3.85	4.24	1542	0.80
	1.5+4.2	2.02	5.67	---	---	1.76	7.69	8.51	0.39	2.51	2.79	1.7	11.0	12.3	99	3.06	D	A	3.82	4.28	1567	0.83
	1.5+5.0	1.90	6.35	---	---	2.14	8.25	9.98	0.48	2.63	3.16	2.1	11.6	13.9	99	3.14	D	A	3.85	4.20	1526	0.81
	1.5+6.0	1.72	6.88	---	---	2.41	8.60	10.17	0.51	2.51	2.90	2.2	11.0	12.7	99	3.43	B	A	3.89	4.68	1684	0.88
	2.0+2.0	3.25	3.25	---	---	1.62	6.50	7.64	0.38	1.87	2.25	1.7	8.2	9.9	99	3.48	B	A	3.83	3.88	1420	0.74
	2.0+2.5	3.04	3.81	---	---	1.62	6.85	7.81	0.38	2.05	2.33	1.7	9.0	10.2	99	3.34	C	A	3.83	3.93	1439	0.73
	2.0+3.5	2.71	4.74	---	---	1.76	7.45	8.34	0.39	2.34	2.64	1.7	10.3	11.6	99	3.18	D	A	3.83	4.34	1589	0.83
	2.0+4.2	2.58	5.42	---	---	1.76	8.00	8.68	0.39	2.64	2.89	1.7	11.6	12.7	99	3.03	D	A	3.82	4.38	1607	0.82
	2.0+5.0	2.46	6.14	---	---	2.14	8.60	10.15	0.48	2.80	3.26	2.1	12.3	14.3	99	3.07	D	A	3.83	4.30	1572	0.85
	2.0+6.0	2.15	6.45	---	---	2.41	8.60	10.34	0.51	2.43	2.98	2.2	10.7	13.1	99	3.54	B	A	3.91	4.77	1708	0.91
	2.5+2.5	3.60	3.60	---	---	1.62	7.20	8.16	0.38	2.24	2.56	1.7	9.8	11.2	99	3.21	C	A	3.84	3.98	1452	0.77
	2.5+3.5	3.29	4.61	---	---	1.85	7.90	8.68	0.40	2.58	2.89	1.8	11.3	12.7	99	3.06	D	A	3.82	4.39	1610	0.83
	2.5+4.2	3.10	5.20	---	---	1.85	8.30	8.93	0.40	2.80	3.07	1.8	12.3	13.5	99	2.96	D	A	3.85	4.42	1606	0.85
	2.5+5.0	2.87	5.73	---	---	2.23	8.60	10.27	0.49	2.80	3.36	2.2	12.3	14.8	99	3.07	D	A	3.83	4.34	1589	0.83
	2.5+6.0	2.53	6.07	---	---	2.50	8.60	10.46	0.53	2.43	3.01	2.3	10.7	13.2	99	3.54	B	A	3.90	4.81	1725	0.89
	3.5+3.5	4.30	4.30	---	---	2.13	8.60	9.02	0.45	2.93	3.11	2.0	12.9	13.7	99	2.94	D	A	3.90	4.77	1712	0.91
	3.5+4.2	3.91	4.69	---	---	2.13	8.60	9.11	0.45	2.92	3.16	2.0	12.8	13.9	99	2.95	D	A	3.91	4.80	1721	0.93
	3.5+5.0	3.54	5.06	---	---	2.51	8.60	10.48	0.54	2.79	3.40	2.4	12.3	14.9	99	3.08	D	A	3.90	4.73	1697	0.92
	3.5+6.0	3.17	5.43	---	---	2.69	8.60	10.59	0.55	2.42	3.00	2.4	10.6	13.2	99	3.55	B	A	3.99	5.17	1813	1.01
	4.2+4.2	4.30	4.30	---	---	2.13	8.60	9.19	0.45	2.92	3.20	2.0	12.8	14.1	99	2.95	D	A	3.90	4.84	1736	0.92
	4.2+5.0	3.93	4.67	---	---	2.51	8.60	10.49	0.54	2.79	3.47	2.4	12.3	15.2	99	3.08	D	A	3.90	4.76	1709	0.90
	4.2+6.0	3.54	5.06	---	---	2.69	8.60	10.60	0.54	2.42	3.03	2.4	10.6	13.3	99	3.55	B	A+	4.01	5.20	1814	1.00
	5.0+5.0	4.30	4.30	---	---	2.88	8.60	10.67	0.63	2.70	3.38	2.8	11.9	14.8	99	3.19	D	A	3.88	4.69	1692	0.89
	5.0+6.0	3.91	4.69	---	---	3.08	8.60	10.66	0.64	2.39	2.96	2.8	10.5	13.0	99	3.60	B	A	3.99	5.13	1800	0.98
	1.5+1.5+1.5	2.28	2.28	2.28	---	1.97	6.83	9.37	0.44	1.63	2.38	1.9	7.2	10.5	99	4.19	A	A	3.86	4.75	1725	0.89
	1.5+1.5+2.0	2.15	2.15	2.87	---	1.97	7.18	9.37	0.44	1.77	2.38	1.9	7.8	10.5	99	4.06	A	A	3.89	4.84	1742	0.92
	1.5+1.5+2.5	2.06	2.06	3.43	---	2.06	7.54	9.96	0.45	1.89	2.65	2.0	8.3	11.6	99	3.99	A	A	3.90	4.88	1751	0.95
	1.5+1.5+3.5	1.90	1.90	4.44	---	2.26	8.25	10.05	0.47	2.23	2.80	2.1	9.8	12.3	99	3.70	A	A	3.96	5.23	1849	0.98
	1.5+1.5+4.2	1.79	1.79	5.02	---	2.26	8.60	10.06	0.47	2.38	2.79	2.1	10.5	12.3	99	3.61	A	A	3.98	5.26	1851	1.00
	1.5+1.5+5.0	1.61	1.61	5.38	---	2.66	8.60	10.23	0.58	2.38	2.87	2.5	10.5	12.6	99	3.61	A	A	3.96	5.19	1834	0.99
	1.5+1.5+6.0	1.43	1.43	5.73	---	2.87	8.60	10.44	0.58	2.16	2.63	2.5	9.5	11.6	99	3.98	A	A+	4.09	5.59	1913	1.08
	1.5+2.0+2.0	2.06	2.74	2.74	---	1.97	7.54	10.04	0.44	1.91	2.70	1.9	8.4	11.9	99	3.95	A	A	3.90	4.93	1771	0.95
	1.5+2.0+2.5	1.97	2.63	3.29	---	2.06	7.89	10.04	0.45	2.03	2.69	2.0	8.9	11.8	99	3.89	A	A	3.93	4.97	1772	0.94
	1.5+2.0+3.5	1.84	2.46	4.30	---	2.26	8.60	10.05	0.47	2.38	2.80	2.1	10.5	12.3	99	3.61	A	A+	4.00	5.31	1868	1.00
	1.5+2.0+4.2	1.68	2.23	4.69	---	2.26	8.60	10.06	0.47	2.38	2.79	2.1	10.5	12.3	99	3.61	A	A	3.98	5.34	1877	1.03
	1.5+2.0+5.0	1.52	2.02	5.06	---	2.66	8.60	10.46	0.58	2.38	2.87	2.5	10.5	12.6	99	3.61	A	A	3.99	5.27	1850	1.01
	1.5+2.0+6.0	1.36	1.81	5.43	---	2.87	8.60	10.55	0.58	2.16	2.63	2.5	9.5	11.6	99	3.98	A	A+	4.10	5.66	1934	1.10
	1.5+2.5+2.5	1.90	3.17	3.17	---	2.16	8.25	10.15	0.48	2.21	2.69	2.1	9.7	11.8	99	3.73	A	A	3.94	5.01	1780	0.97
	1.5+2.5+3.5	1.72	2.87	4.01	---	2.35	8.60	10.17	0.50	2.38	2.79	2.2	10.5	12.3	99	3.61	A	A	3.99	5.35	1880	1.04
	1.5+2.5+4.2	1.57	2.62	4.40	---	2.36	8.60	10.17	0.50	2.38	2.79	2.2	10.5	12.3	99	3.61	A	A+	4.02	5.38	1876	1.02
	1.5+2.5+5.0	1.43	2.39	4.78	---	2.75	8.60	10.58	0.60	2.38	2.87	2.6	10.5	12.6	99	3.61	A	A	3.98	5.31	1868	1.00
	1.5+2.5+6.0	1.29	2.15	5.16	---	2.96	8.60	10.44	0.61	2.16	2.62	2.7	9.5	11.5	99	3.98	A	A+	4.10	5.69	1945	1.08
	1.5+3.5+3.5	1.52	3.54	3.54	---	2.64	8.60	10.18	0.58	2.38	2.79	2.5	10.5	12.3	99	3.61	A	A+	4.09	5.66	1937	1.10
	1.5+3.5+4.2	1.40	3.27	3.93	---	2.64	8.60	10.18	0.58	2.37	2.78	2.5	10.4	12.2	99	3.63	A	A+	4.08	5.69	1951	1.09
	1.5+3.5+5.0	1.29	3.01	4.30	---	2.94	8.60	10.59	0.66	2.37	2.86	2.9	10.4	12.6	99	3.63	A	A+	4.09	5.62	1926	1.06
1.5+3.5+6.0	1.17	2.74	4.69	---	2.97	8.60	10.46	0.61	2.15	2.62	2.7	9.4	11.5	99	4.00	A	A+	4.17	5.82	1954	1.11	
1.5+4.2+4.2	1.30	3.65	3.65	---	2.64	8.60	10.19	0.58	2.37	2.78	2.5	10.4	12.2	99	3.63	A	A+	4.10	5.71	1952	1.10	
1.5+4.2+5.0	1.21	3.38	4.02	---	2.85	8.60	10.48	0.63	2.37	2.86	2.8	10.4	12.6	99	3.63	A	A+	4.09	5.65	1935	1.09	
2.0+2.0+2.0	2.63	2.63	2.63	---	1.97	7.89	10.04	0.44	2.05	2.70	1.9	9.0	11.9	99	3.85	A	A	3.94	5.01	1780	0.97	
2.0+2.0+2.5	2.54	2.54	3.17	---	2.06	8.25	10.12	0.45	2.18	2.74	2.0	9.6	12.0	99	3.78	A	A	3.94	5.05	1794	0.96	
2.0+2.0+3.5	2.29	2.29	4.02	---	2.26	8.60	10.22	0.47	2.34	2.88	2.1	10.3	12.6	99	3.68	A	A+	4.02	5.39	1879	1.03	
2.0+2.0+4.2	2.10	2.10	4.40	---	2.26	8.60	10.22	0.47	2.34	2.88	2.1	10.3	12.6	99	3.68	A	A+	4.02	5.42	1888	1.05	
2.0+2.0+5.0	1.91	1.91	4.78	---	2.66	8.60	10.40	0.58	2.34	2.96	2.5	10.3	13.0	99	3.68	A	A	3.99	5.35	1880	1.04	
2.0+2.0+6.0	1.72	1.72	5.16	---	2.87	8.60	10.53	0.58	2.12	2.67	2.5	9.3	11.7	99	4.06	A	A+	4.09	5.73	1960	1.08	
2.0+2.5+2.5	2.46	3.07	3.07	---	2.16	8.60	10.13	0.46	2.35	2.84	2.0	10.3	12.5	99	3.66	A	A	3.94	5.09	1807	0.99	
2.0+2.5+3.5	2.15	2.69	3.76	---	2.35	8.60	10.22	0.49	2.34	2.88	2.2	10.3	12.6	99	3.68	A	A+	4.02	5.42	1888	1.05	
2.0+2.5+4.2	1.98	2.47	4.15	---	2.36	8.60	10.23	0.49	2.34	2.87	2.2	10.3	12.6	99	3.68	A	A+	4.02	5.45	1899	1.04	
2.0+2.5+5.0	1.81	2.26	4.53	---	2.75	8.60	10.63	0.60	2.32	2.99	2.6	10.2	13.1	99	3.71	A	A+	4.02	5.39	1879	1.03	
2.0+2.5+6.0	1.64	2.05	4.91	---	2.96	8.60	10.64	0.60	2.10	2.64	2.6	9.2	11.6	99	4.10	A	A+	4.13	5.76	1952	1.11	
2.0+3.5+3.5	1.92																					

## COOLING

OUTDOOR UNIT	INDOOR UNIT	COOLING CAPACITY (kW)				TOTAL CAPACITY (kW)			POWER INPUT COOLING (kW)			TOTAL CURRENT (A)			POWER FACTOR (%)	EER	ENERGY LABEL	AEC (kWh)	Seasonal data			
		A ROOM	B ROOM	C ROOM	D ROOM	Min.	Nom.	Max.	Min.	Nom.	Max.	Min.	Nom.	Max.					label	SEER	Pdesign	AEC
4MXS68F3V1B	1.5+1.5	1.50	1.50	---	---	1.97	3.00	4.70	0.43	0.65	1.29	1.9	2.9	5.7	99	4.62	A	325	B	4.98	3.00	211
	1.5+2.0	1.50	2.00	---	---	1.97	3.50	4.86	0.43	0.80	1.37	1.9	3.5	6.0	99	4.38	A	400	B	5.09	3.50	241
	1.5+2.5	1.50	2.50	---	---	1.97	4.00	5.18	0.43	0.99	1.53	1.9	4.3	6.7	99	4.04	A	495	A	5.16	4.00	272
	1.5+3.5	1.50	3.50	---	---	1.97	5.00	6.05	0.42	1.39	2.06	1.8	6.1	9.0	99	3.60	A	695	A	5.14	5.00	341
	1.5+4.2	1.50	4.20	---	---	1.97	5.70	6.26	0.42	1.79	2.20	1.8	7.9	9.7	99	3.18	B	895	A	5.16	5.70	387
	1.5+5.0	1.50	5.00	---	---	1.97	6.50	6.94	0.41	2.22	2.51	1.8	9.7	11.0	99	2.93	C	1110	B	4.94	6.50	461
	1.5+6.0	1.36	5.44	---	---	1.98	6.80	7.44	0.40	2.26	2.65	1.8	9.9	11.6	99	3.01	B	1130	A	5.43	6.80	439
	2.0+2.0	2.00	2.00	---	---	1.97	4.00	5.02	0.43	1.00	1.45	1.9	4.4	6.4	99	4.00	A	500	A	5.18	4.00	271
	2.0+2.5	2.00	2.50	---	---	1.97	4.50	5.33	0.43	1.20	1.61	1.9	5.3	7.1	99	3.75	A	600	A	5.22	4.50	302
	2.0+3.5	2.00	3.50	---	---	1.97	5.50	6.18	0.42	1.66	2.15	1.8	7.3	9.4	99	3.31	A	830	A	5.23	5.50	368
	2.0+4.2	2.00	4.20	---	---	1.97	6.20	6.38	0.42	2.09	2.30	1.8	9.2	10.1	99	2.97	C	1045	B	5.08	6.20	428
	2.0+5.0	1.94	4.86	---	---	1.97	6.80	7.12	0.41	2.41	2.65	1.8	10.6	11.6	99	2.82	C	1205	B	4.93	6.80	483
	2.0+6.0	1.70	5.10	---	---	1.98	6.80	7.56	0.40	2.21	2.75	1.8	9.7	12.1	99	3.08	B	1105	A	5.49	6.80	434
	2.5+2.5	2.50	2.50	---	---	1.97	5.00	5.98	0.45	1.46	2.00	2.0	6.4	8.8	99	3.42	A	730	A	5.26	5.00	333
	2.5+3.5	2.50	3.50	---	---	1.97	6.00	6.44	0.43	2.06	2.37	1.9	9.0	10.4	99	2.91	C	1030	A	5.12	6.00	411
	2.5+4.2	2.50	4.20	---	---	1.97	6.70	6.81	0.43	2.54	2.67	1.9	11.2	11.7	99	2.64	D	1270	B	4.96	6.70	473
	2.5+5.0	2.27	4.53	---	---	1.97	6.80	7.23	0.40	2.41	2.75	1.8	10.6	12.1	99	2.82	C	1205	B	4.93	6.80	483
	2.5+6.0	2.00	4.80	---	---	1.98	6.80	7.56	0.38	2.21	2.75	1.7	9.7	12.1	99	3.08	B	1105	A	5.49	6.80	434
	3.5+3.5	3.40	3.40	---	---	1.97	6.80	6.99	0.41	2.51	2.66	1.8	11.0	11.7	99	2.71	D	1255	B	4.91	6.80	485
	3.5+4.2	3.09	3.71	---	---	1.97	6.80	7.10	0.41	2.51	2.76	1.8	11.0	12.1	99	2.71	D	1255	B	4.95	6.80	481
	3.5+5.0	2.80	4.00	---	---	1.97	6.80	7.61	0.38	2.41	3.12	1.7	10.6	13.7	99	2.82	C	1205	B	4.91	6.80	485
	3.5+6.0	2.51	4.29	---	---	2.28	6.80	7.91	0.43	2.21	3.06	1.9	9.7	13.4	99	3.08	B	1105	A	5.45	6.80	437
	4.2+4.2	3.40	3.40	---	---	1.97	6.80	7.00	0.41	2.51	2.66	1.8	11.0	11.7	99	2.71	D	1255	B	4.96	6.80	480
	4.2+5.0	3.10	3.70	---	---	1.97	6.80	7.62	0.38	2.41	3.12	1.7	10.6	13.7	99	2.82	C	1205	B	4.96	6.80	481
	4.2+6.0	2.80	4.00	---	---	2.28	6.80	7.92	0.43	2.21	3.06	1.9	9.7	13.4	99	3.08	B	1105	A	5.46	6.80	436
	5.0+5.0	3.40	3.40	---	---	2.36	6.80	8.06	0.47	2.31	3.35	2.1	10.1	14.7	99	2.94	C	1155	B	4.92	6.80	485
	5.0+6.0	3.09	3.71	---	---	2.49	6.80	8.28	0.48	2.12	3.28	2.1	9.3	14.4	99	3.21	A	1060	A	5.45	6.80	437
	1.5+1.5+1.5	1.50	1.50	1.50	---	1.98	4.50	6.27	0.42	1.03	1.76	1.8	4.5	7.7	99	4.37	A	515	A	5.27	4.50	300
	1.5+1.5+2.0	1.50	1.50	2.00	---	1.98	5.00	6.43	0.42	1.21	1.85	1.8	5.3	8.1	99	4.13	A	605	A	5.37	5.00	327
	1.5+1.5+2.5	1.50	1.50	2.50	---	1.98	5.50	6.59	0.42	1.44	1.94	1.8	6.3	8.5	99	3.82	A	720	A	5.42	5.50	355
	1.5+1.5+3.5	1.50	1.50	3.50	---	1.98	6.50	6.97	0.41	1.94	2.16	1.8	8.5	9.5	99	3.35	A	970	A	5.33	6.50	427
	1.5+1.5+4.2	1.42	1.42	3.97	---	1.98	6.80	7.19	0.41	2.12	2.30	1.8	9.3	10.1	99	3.21	A	1060	A	5.31	6.80	449
	1.5+1.5+5.0	1.28	1.28	4.25	---	1.98	6.80	7.59	0.39	2.02	2.49	1.7	8.9	10.9	99	3.37	A	1010	A	5.30	6.80	450
	1.5+1.5+6.0	1.13	1.13	4.53	---	2.33	6.80	7.83	0.44	1.88	2.44	1.9	8.3	10.7	99	3.62	A	940	A+	5.75	6.80	415
	1.5+2.0+2.0	1.50	2.00	2.00	---	1.98	5.50	6.35	0.42	1.44	1.81	1.8	6.3	7.9	99	3.82	A	720	A	5.46	5.50	353
	1.5+2.0+2.5	1.50	2.00	2.50	---	1.98	6.00	6.74	0.42	1.68	2.03	1.8	7.4	8.9	99	3.57	A	840	A	5.51	6.00	382
	1.5+2.0+3.5	1.46	1.94	3.40	---	1.98	6.80	7.11	0.41	2.12	2.26	1.8	9.3	9.9	99	3.21	A	1060	A	5.34	6.80	446
	1.5+2.0+4.2	1.32	1.77	3.71	---	1.98	6.80	7.32	0.41	2.12	2.40	1.8	9.3	10.5	99	3.21	A	1060	A	5.38	6.80	443
	1.5+2.0+5.0	1.20	1.60	4.00	---	1.98	6.80	7.72	0.39	2.02	2.59	1.7	8.9	11.4	99	3.37	A	1010	A	5.35	6.80	446
	1.5+2.0+6.0	1.07	1.43	4.29	---	2.33	6.80	7.97	0.44	1.88	2.54	1.9	8.3	11.2	99	3.62	A	940	A+	5.81	6.80	410
	1.5+2.5+2.5	1.50	2.50	2.50	---	1.98	6.50	6.96	0.41	1.94	2.16	1.8	8.5	9.5	99	3.35	A	970	A	5.45	6.50	418
	1.5+2.5+3.5	1.36	2.27	3.17	---	1.98	6.80	7.45	0.39	2.12	2.50	1.7	9.3	11.0	99	3.21	A	1060	A	5.38	6.80	443
	1.5+2.5+4.2	1.24	2.07	3.48	---	1.98	6.80	7.66	0.39	2.12	2.64	1.7	9.3	11.6	99	3.21	A	1060	A	5.38	6.80	443
	1.5+2.5+5.0	1.13	1.89	3.78	---	1.98	6.80	7.79	0.39	2.02	2.64	1.7	8.9	11.6	99	3.37	A	1010	A	5.38	6.80	443
	1.5+2.5+6.0	1.02	1.70	4.08	---	2.33	6.80	8.25	0.45	1.88	2.74	2.0	8.3	12.0	99	3.62	A	940	A+	5.81	6.80	410
	1.5+3.5+3.5	1.20	2.80	2.80	---	1.98	6.80	7.78	0.40	2.12	2.75	1.8	9.3	12.1	99	3.21	A	1060	A	5.32	6.80	448
	1.5+3.5+4.2	1.11	2.59	3.10	---	1.98	6.80	7.97	0.40	2.12	2.90	1.8	9.3	12.7	99	3.21	A	1060	A	5.33	6.80	447
	1.5+3.5+5.0	1.02	2.38	3.40	---	1.98	6.80	8.29	0.36	2.02	3.06	1.6	8.9	13.4	99	3.37	A	1010	A	5.33	6.80	447
	1.5+3.5+6.0	0.93	2.16	3.71	---	2.33	6.80	8.39	0.45	1.88	2.84	2.0	8.3	12.5	99	3.62	A	940	A+	5.75	6.80	414
	1.5+4.2+4.2	1.03	2.88	2.88	---	1.98	6.80	8.10	0.40	2.12	3.01	1.8	9.3	13.2	99	3.21	A	1060	A	5.35	6.80	446
	1.5+4.2+5.0	0.95	2.67	3.18	---	1.98	6.80	8.36	0.36	2.02	3.11	1.6	8.9	13.7	99	3.37	A	1010	A	5.33	6.80	447
	2.0+2.0+2.0	2.00	2.00	2.00	---	1.98	6.00	6.51	0.42	1.64	1.89	1.8	7.2	8.3	99	3.66	A	820	A	5.53	6.00	380
	2.0+2.0+2.5	2.00	2.00	2.50	---	1.98	6.50	6.89	0.42	1.89	2.12	1.8	8.3	9.3	99	3.44	A	945	A	5.49	6.50	415
	2.0+2.0+3.5	1.81	1.81	3.18	---	1.98	6.80	7.25	0.41	2.07	2.35	1.8	9.1	10.3	99	3.29	A	1035	A	5.41	6.80	440
	2.0+2.0+4.2	1.66	1.66	3.48	---	1.98	6.80	7.46	0.41	2.07	2.50	1.8	9.1	11.0	99	3.29	A	1035	A	5.42	6.80	440
	2.0+2.0+5.0	1.51	1.51	3.78	---	1.98	6.80	7.85	0.39	2.02	2.69	1.7	8.9	11.8	99	3.37	A	1010	A	5.41	6.80	440
	2.0+2.0+6.0	1.36	1.36	4.08	---	2.33	6.80	8.11	0.44	1.83	2.64	1.9	8.0	11.6	99	3.72	A	915	A+	5.86	6.80	406
	2.0+2.5+2.5	1.94	2.43	2.43	---	1.98	6.80	7.10	0.41	2.07	2.26	1.8	9.1	9.9	99	3.29	A	1035	A	5.46	6.80	437
	2.0+2.5+3.5	1.70	2.13	2.97	---	1.98	6.80	7.59	0.39	2.07	2.59	1.7	9.1	11.4	99	3.29	A	1035	A	5.42	6.80	440
	2.0+2.5+4.2	1.56	1.95	3.29	---	1.98	6.80	7.78	0.39	2.07	2.75	1.7	9.1	12.1	99	3.29	A	1035	A	5.42	6.80	439
	2.0+2.5+5.0	1.43	1.79	3.58	---	1.98	6.80	7.92	0.39	2.02	2.74	1.7	8.9	12.0	99	3.37	A	1010	A	5.42	6.80	440
	2.0+2.5+6.0	1.30	1.62	3.88	---	2.33	6.80	8.38	0.45	1.83	2.84	2.0	8.0	12.5	99	3.72	A	915	A+	5.87	6.80	406
	2.0+3.5+3.5	1.52	2.64	2.64	---	1.98	6.80	7.91	0.40	2.07	2.85	1.8	9.1	12.5	99	3.29	A	1035	A	5.36	6.80	444

## COOLING

OUTDOOR UNIT	INDOOR UNIT	COOLING CAPACITY (kW)				TOTAL CAPACITY (kW)			POWER INPUT COOLING (kW)			TOTAL CURRENT (A)			POWER FACTOR (%)	EER	ENERGY LABEL	AEC (kWh)	Seasonal data			
		A ROOM	B ROOM	C ROOM	D ROOM	Min.	Nom.	Max.	Min.	Nom.	Max.	Min.	Nom.	Max.					label	SEER	Pdesign	AEC
4MXS68F3V1B	1.5+1.5+2.0+2.0	1.46	1.46	1.94	1.94	6.80	1.99	7.30	0.41	1.75	2.00	1.8	7.7	8.8	99	3.89	A	875	A+	5.68	6.80	420
	1.5+1.5+2.0+2.5	1.36	1.36	1.81	2.27	6.80	1.99	7.47	0.39	1.73	2.10	1.7	7.6	9.2	99	3.93	A	865	A+	5.69	6.80	419
	1.5+1.5+2.0+3.5	1.20	1.20	1.60	2.80	6.80	1.99	7.87	0.40	1.71	2.33	1.8	7.5	10.2	99	3.98	A	855	A+	5.62	6.80	424
	1.5+1.5+2.0+4.2	1.11	1.11	1.48	3.10	6.80	1.99	8.03	0.40	1.71	2.43	1.8	7.5	10.7	99	3.98	A	855	A+	5.63	6.80	423
	1.5+1.5+2.0+5.0	1.02	1.02	1.36	3.40	6.80	2.47	8.46	0.46	1.71	2.71	2.0	7.5	11.9	99	3.98	A	855	A+	5.62	6.80	424
	1.5+1.5+2.0+6.0	0.93	0.93	1.24	3.71	6.80	2.50	8.39	0.43	1.57	2.45	1.9	6.9	10.8	99	4.33	A	785	A+	6.02	6.80	396
	1.5+1.5+2.5+2.5	1.28	1.28	2.13	2.13	6.80	1.99	7.55	0.39	1.73	2.14	1.7	7.6	9.4	99	3.93	A	865	A+	5.69	6.80	419
	1.5+1.5+2.5+3.5	1.13	1.13	1.89	2.64	6.80	2.34	7.95	0.50	1.71	2.38	2.2	7.5	10.5	99	3.98	A	855	A+	5.63	6.80	423
	1.5+1.5+2.5+4.2	1.05	1.05	1.75	2.94	6.80	2.34	8.11	0.50	1.71	2.48	2.2	7.5	10.9	99	3.98	A	855	A+	5.63	6.80	423
	1.5+1.5+2.5+5.0	0.97	0.97	1.62	3.24	6.80	2.47	8.53	0.46	1.71	2.76	2.0	7.5	12.1	99	3.98	A	855	A+	5.63	6.80	423
	1.5+1.5+3.5+3.5	1.02	1.02	2.38	2.38	6.80	2.34	8.40	0.50	1.71	2.68	2.2	7.5	11.8	99	3.98	A	855	A	5.58	6.80	427
	1.5+1.5+3.5+4.2	0.95	0.95	2.22	2.67	6.80	2.46	8.48	0.54	1.71	2.74	2.4	7.5	12.0	99	3.98	A	855	A	5.59	6.80	427
	1.5+2.0+2.0+2.0	1.36	1.81	1.81	1.81	6.80	1.99	7.46	0.41	1.75	2.10	1.8	7.7	9.2	99	3.89	A	875	A+	5.72	6.80	417
	1.5+2.0+2.0+2.5	1.28	1.70	1.70	2.13	6.80	1.99	7.63	0.39	1.73	2.19	1.7	7.6	9.6	99	3.93	A	865	A+	5.73	6.80	416
	1.5+2.0+2.0+3.5	1.13	1.51	1.51	2.64	6.80	2.34	8.02	0.50	1.71	2.43	2.2	7.5	10.7	99	3.98	A	855	A+	5.66	6.80	421
	1.5+2.0+2.0+4.2	1.05	1.40	1.40	2.94	6.80	2.34	8.18	0.50	1.71	2.53	2.2	7.5	11.1	99	3.98	A	855	A+	5.67	6.80	420
	1.5+2.0+2.0+5.0	0.97	1.30	1.30	3.24	6.80	2.47	8.60	0.46	1.71	2.82	2.0	7.5	12.4	99	3.98	A	855	A+	5.66	6.80	421
	1.5+2.0+2.5+2.5	1.20	1.60	2.00	2.00	6.80	1.99	7.71	0.39	1.73	2.24	1.7	7.6	9.8	99	3.93	A	865	A+	5.73	6.80	416
	1.5+2.0+2.5+3.5	1.07	1.43	1.79	2.51	6.80	2.34	8.10	0.50	1.71	2.48	2.2	7.5	10.9	99	3.98	A	855	A+	5.67	6.80	420
	1.5+2.0+2.5+4.2	1.00	1.33	1.67	2.80	6.80	2.34	8.26	0.50	1.71	2.58	2.2	7.5	11.3	99	3.98	A	855	A+	5.67	6.80	420
	1.5+2.0+2.5+5.0	0.93	1.24	1.55	3.09	6.80	2.47	8.68	0.46	1.71	2.87	2.0	7.5	12.6	99	3.98	A	855	A+	5.67	6.80	420
	1.5+2.0+3.5+3.5	0.97	1.30	2.27	2.27	6.80	2.00	8.47	0.40	1.71	2.74	1.8	7.5	12.0	99	3.98	A	855	A+	5.60	6.80	425
	1.5+2.5+2.5+2.5	1.13	1.89	1.89	1.89	6.80	1.99	8.02	0.36	1.71	2.43	1.6	7.5	10.7	99	3.98	A	855	A+	5.73	6.80	416
	1.5+2.5+2.5+3.5	1.02	1.70	1.70	2.38	6.80	2.34	8.32	0.43	1.70	2.63	1.9	7.5	11.6	99	4.00	A	850	A+	5.67	6.80	420
	1.5+2.5+2.5+4.2	0.95	1.59	1.59	2.67	6.80	2.34	8.33	0.45	1.73	2.63	2.0	7.6	11.6	99	3.93	A	865	A+	5.67	6.80	420
	1.5+2.5+3.5+3.5	0.93	1.55	2.16	2.16	6.80	2.34	8.54	0.43	1.70	2.79	1.9	7.5	12.3	99	4.00	A	850	A+	5.62	6.80	424
	2.0+2.0+2.0+2.0	1.70	1.70	1.70	1.70	6.80	1.99	7.63	0.41	1.75	2.19	1.8	7.7	9.6	99	3.89	A	875	A+	5.75	6.80	415
	2.0+2.0+2.0+2.5	1.60	1.60	1.60	2.00	6.80	1.99	7.79	0.39	1.73	2.29	1.7	7.6	10.1	99	3.93	A	865	A+	5.75	6.80	414
	2.0+2.0+2.0+3.5	1.43	1.43	1.43	2.51	6.80	1.99	8.17	0.40	1.71	2.53	1.8	7.5	11.1	99	3.98	A	855	A+	5.70	6.80	418
	2.0+2.0+2.0+4.2	1.33	1.33	1.33	2.81	6.80	1.99	8.32	0.40	1.71	2.63	1.8	7.5	11.6	99	3.98	A	855	A+	5.73	6.80	416
	2.0+2.0+2.0+5.0	1.24	1.24	1.24	3.08	6.80	2.47	8.74	0.46	1.67	2.93	2.0	7.3	12.9	99	4.07	A	835	A+	5.70	6.80	418
	2.0+2.0+2.5+2.5	1.51	1.51	1.89	1.89	6.80	1.99	7.94	0.40	1.75	2.38	1.8	7.7	10.5	99	3.89	A	875	A+	5.77	6.80	413
	2.0+2.0+2.5+3.5	1.36	1.36	1.70	2.38	6.80	2.34	8.32	0.45	1.73	2.63	2.0	7.6	11.6	99	3.93	A	865	A+	5.71	6.80	418
	2.0+2.0+2.5+4.2	1.27	1.27	1.59	2.67	6.80	2.34	8.47	0.45	1.73	2.74	2.0	7.6	12.0	99	3.93	A	865	A+	5.73	6.80	416
	2.0+2.0+3.5+3.5	1.24	1.24	2.16	2.16	6.80	2.46	8.61	0.45	1.71	2.84	2.0	7.5	12.5	99	3.98	A	855	A+	5.66	6.80	421
	2.0+2.5+2.5+2.5	1.43	1.79	1.79	1.79	6.80	1.99	8.17	0.40	1.75	2.53	1.8	7.7	11.1	99	3.89	A	875	A+	5.77	6.80	413
	2.0+2.5+2.5+3.5	1.30	1.62	1.62	2.26	6.80	2.34	8.46	0.45	1.73	2.74	2.0	7.6	12.0	99	3.93	A	865	A+	5.73	6.80	416
	2.5+2.5+2.5+2.5	1.70	1.70	1.70	1.70	6.80	2.34	8.39	0.46	1.71	2.68	2.0	7.5	11.8	99	3.98	A	855	A+	5.77	6.80	413
	2.5+2.5+2.5+3.5	1.55	1.55	1.55	2.15	6.80	2.46	8.73	0.46	1.70	2.95	2.0	7.5	13.0	99	4.00	A	850	A+	5.73	6.80	416

- Notes: 1. Cooling capacity is based on 27°CDB/19°CWB (Indoor temperature), 35°CDB (Outdoor temperature). Heating capacity is based on 20°CDB (Indoor temperature), 7°CDB/6°CWB (Outdoor temperature).  
 2. The total ability of connected indoor unit is up to 11.0kW.  
 3. It is impossible to connect the indoor unit for one room only.  
 4. The above is the value for connecting with the following indoor units.  
 1.5, 2.0, 2.5, 3.5, 4.2, 5.0 kW class; wall mounted K series  
 6.0 kW class; wall mounted G series

HEATING

OUTDOOR UNIT	INDOOR UNIT	HEATING CAPACITY (kW)				TOTAL CAPACITY (kW)			POWER INPUT COOLING (kW)			TOTAL CURRENT (A)			POWER FACTOR (%)	COP	ENERGY LABEL	Seasonal data				
		A ROOM	B ROOM	C ROOM	D ROOM	Min.	Nom.	Max.	Min.	Nom.	Max.	Min.	Nom.	Max.				label	SCOP	Pdesign	AEC	Back-up heater capacity at -10°C
4MXS68F3V1B	1.5+1.5	2.62	2.62	---	---	1.62	5.24	7.10	0.38	1.32	1.99	1.7	5.8	8.7	99	3.97	A	A	3.83	3.67	1340	0.70
	1.5+2.0	2.43	3.23	---	---	1.62	5.66	7.46	0.38	1.50	2.16	1.7	6.6	9.5	99	3.77	A	A	3.82	3.77	1381	0.69
	1.5+2.5	2.28	3.80	---	---	1.62	6.08	7.64	0.38	1.70	2.24	1.7	7.5	9.8	99	3.58	B	A	3.83	3.82	1397	0.73
	1.5+3.5	2.08	4.84	---	---	1.76	6.92	8.17	0.39	2.09	2.55	1.7	9.2	11.2	99	3.31	C	A	3.85	4.24	1542	0.80
	1.5+4.2	1.98	5.53	---	---	1.76	7.51	8.51	0.39	2.38	2.79	1.7	10.5	12.3	99	3.16	D	A	3.82	4.28	1567	0.83
	1.5+5.0	1.89	6.29	---	---	2.14	8.18	9.98	0.48	2.58	3.16	2.1	11.3	13.9	99	3.17	D	A	3.85	4.20	1526	0.81
	1.5+6.0	1.72	6.88	---	---	2.41	8.60	10.17	0.51	2.51	2.90	2.2	11.0	12.7	99	3.43	B	A	3.89	4.68	1684	0.88
	2.0+2.0	3.25	3.25	---	---	1.62	6.50	7.64	0.38	1.87	2.25	1.7	8.2	9.9	99	3.48	B	A	3.83	3.88	1420	0.74
	2.0+2.5	3.04	3.81	---	---	1.62	6.85	7.81	0.38	2.05	2.33	1.7	9.0	10.2	99	3.34	C	A	3.83	3.93	1439	0.73
	2.0+3.5	2.71	4.74	---	---	1.76	7.45	8.34	0.39	2.34	2.64	1.7	10.3	11.6	99	3.18	D	A	3.83	4.34	1589	0.83
	2.0+4.2	2.58	5.42	---	---	1.76	8.00	8.68	0.39	2.64	2.89	1.7	11.6	12.7	99	3.03	D	A	3.82	4.38	1607	0.82
	2.0+5.0	2.46	6.14	---	---	2.14	8.60	10.15	0.48	2.80	3.26	2.1	12.3	14.3	99	3.07	D	A	3.83	4.30	1572	0.85
	2.0+6.0	2.15	6.45	---	---	2.41	8.60	10.34	0.51	2.43	2.98	2.2	10.7	13.1	99	3.54	B	A	3.91	4.77	1708	0.91
	2.5+2.5	3.60	3.60	---	---	1.62	7.20	8.16	0.38	2.24	2.56	1.7	9.8	11.2	99	3.21	C	A	3.84	3.98	1452	0.77
	2.5+3.5	3.29	4.61	---	---	1.85	7.90	8.68	0.40	2.58	2.89	1.8	11.3	12.7	99	3.06	D	A	3.82	4.39	1610	0.83
	2.5+4.2	3.10	5.20	---	---	1.85	8.30	8.93	0.40	2.80	3.07	1.8	12.3	13.5	99	2.96	D	A	3.85	4.42	1606	0.85
	2.5+5.0	2.87	5.73	---	---	2.23	8.60	10.27	0.49	2.80	3.36	2.2	12.3	14.8	99	3.07	D	A	3.83	4.34	1589	0.83
	2.5+6.0	2.53	6.07	---	---	2.50	8.60	10.46	0.53	2.43	3.01	2.3	10.7	13.2	99	3.54	B	A	3.90	4.81	1725	0.89
	3.5+3.5	4.30	4.30	---	---	2.13	8.60	9.02	0.45	2.93	3.11	2.0	12.9	13.7	99	2.94	D	A	3.90	4.77	1712	0.91
	3.5+4.2	3.91	4.69	---	---	2.13	8.60	9.11	0.45	2.92	3.16	2.0	12.8	13.9	99	2.95	D	A	3.91	4.80	1721	0.93
	3.5+5.0	3.54	5.06	---	---	2.51	8.60	10.48	0.54	2.79	3.40	2.4	12.3	14.9	99	3.08	D	A	3.90	4.73	1697	0.92
	3.5+6.0	3.17	5.43	---	---	2.69	8.60	10.59	0.55	2.42	3.00	2.4	10.6	13.2	99	3.55	B	A	3.99	5.17	1813	1.01
	4.2+4.2	4.30	4.30	---	---	2.13	8.60	9.19	0.45	2.92	3.20	2.0	12.8	14.1	99	2.95	D	A	3.90	4.84	1736	0.92
	4.2+5.0	3.93	4.67	---	---	2.51	8.60	10.49	0.54	2.79	3.47	2.4	12.3	15.2	99	3.08	D	A	3.90	4.76	1709	0.90
	4.2+6.0	3.54	5.06	---	---	2.69	8.60	10.60	0.54	2.42	3.03	2.4	10.6	13.3	99	3.55	B	A+	4.01	5.20	1814	1.00
	5.0+5.0	4.30	4.30	---	---	2.88	8.60	10.67	0.63	2.70	3.38	2.8	11.9	14.8	99	3.19	D	A	3.88	4.69	1692	0.89
	5.0+6.0	3.91	4.69	---	---	3.08	8.60	10.66	0.64	2.39	2.96	2.8	10.5	13.0	99	3.60	B	A	3.99	5.13	1800	0.98
	1.5+1.5+1.5	2.17	2.17	2.17	---	1.97	6.50	9.54	0.44	1.50	2.46	1.9	6.6	10.8	99	4.33	A	A	3.86	4.75	1725	0.89
	1.5+1.5+2.0	2.08	2.08	2.77	---	1.97	6.92	9.71	0.44	1.67	2.54	1.9	7.3	11.2	99	4.14	A	A	3.89	4.84	1742	0.92
	1.5+1.5+2.5	2.00	2.00	3.34	---	2.06	7.34	9.79	0.45	1.82	2.58	2.0	8.0	11.3	99	4.03	A	A	3.90	4.88	1751	0.95
	1.5+1.5+3.5	1.89	1.89	4.40	---	2.26	8.18	9.89	0.47	2.19	2.71	2.1	9.6	11.9	99	3.74	A	A	3.96	5.23	1849	0.98
	1.5+1.5+4.2	1.79	1.79	5.02	---	2.26	8.60	9.89	0.47	2.38	2.71	2.1	10.5	11.9	99	3.61	A	A	3.98	5.26	1851	1.00
	1.5+1.5+5.0	1.61	1.61	5.38	---	2.66	8.60	10.06	0.58	2.38	2.79	2.5	10.5	12.3	99	3.61	A	A	3.96	5.19	1834	0.99
	1.5+1.5+6.0	1.43	1.43	5.73	---	2.87	8.60	10.18	0.58	2.16	2.51	2.5	9.5	11.0	99	3.98	A	A+	4.09	5.59	1913	1.08
	1.5+2.0+2.0	2.00	2.67	2.67	---	1.97	7.34	9.87	0.44	1.84	2.62	1.9	8.1	11.5	99	3.99	A	A	3.90	4.93	1771	0.95
	1.5+2.0+2.5	1.94	2.59	3.23	---	2.06	7.76	9.96	0.45	2.00	2.65	2.0	8.8	11.6	99	3.88	A	A	3.93	4.97	1772	0.94
	1.5+2.0+3.5	1.84	2.46	4.30	---	2.26	8.60	10.05	0.47	2.38	2.80	2.1	10.5	12.3	99	3.61	A	A	3.98	5.31	1868	1.00
	1.5+2.0+4.2	1.68	2.23	4.69	---	2.26	8.60	10.06	0.47	2.38	2.79	2.1	10.5	12.3	99	3.61	A	A	3.98	5.34	1877	1.03
	1.5+2.0+5.0	1.52	2.02	5.06	---	2.66	8.60	10.46	0.58	2.38	2.87	2.5	10.5	12.6	99	3.61	A	A	3.99	5.27	1850	1.01
	1.5+2.0+6.0	1.36	1.81	5.43	---	2.87	8.60	10.47	0.58	2.16	2.59	2.5	9.5	11.4	99	3.98	A	A+	4.10	5.66	1934	1.10
	1.5+2.5+2.5	1.89	3.15	3.15	---	2.16	8.18	10.07	0.48	2.18	2.65	2.1	9.6	11.6	99	3.75	A	A	3.94	5.01	1780	0.97
	1.5+2.5+3.5	1.72	2.87	4.01	---	2.35	8.60	10.17	0.50	2.38	2.79	2.2	10.5	12.3	99	3.61	A	A	3.99	5.35	1880	1.04
	1.5+2.5+4.2	1.57	2.62	4.40	---	2.36	8.60	10.17	0.50	2.38	2.79	2.2	10.5	12.3	99	3.61	A	A+	4.02	5.38	1876	1.02
	1.5+2.5+5.0	1.43	2.39	4.78	---	2.75	8.60	10.58	0.60	2.38	2.87	2.6	10.5	12.6	99	3.61	A	A	3.98	5.31	1868	1.00
	1.5+2.5+6.0	1.29	2.15	5.16	---	2.96	8.60	10.36	0.61	2.16	2.59	2.7	9.5	11.4	99	3.98	A	A+	4.10	5.69	1945	1.08
	1.5+3.5+3.5	1.52	3.54	3.54	---	2.64	8.60	10.18	0.58	2.38	2.79	2.5	10.5	12.3	99	3.61	A	A+	4.09	5.66	1937	1.10
	1.5+3.5+4.2	1.40	3.27	3.93	---	2.64	8.60	10.18	0.58	2.37	2.78	2.5	10.4	12.2	99	3.63	A	A+	4.08	5.69	1951	1.09
	1.5+3.5+5.0	1.29	3.01	4.30	---	2.94	8.60	10.51	0.66	2.37	2.82	2.9	10.4	12.4	99	3.63	A	A+	4.09	5.62	1926	1.06
	1.5+3.5+6.0	1.17	2.74	4.69	---	2.87	8.60	10.37	0.58	2.15	2.58	2.5	9.4	11.3	99	4.00	A	A+	4.17	5.82	1954	1.11
	1.5+4.2+4.2	1.30	3.65	3.65	---	2.64	8.60	10.27	0.58	2.37	2.82	2.5	10.4	12.4	99	3.63	A	A+	4.10	5.71	1952	1.10
	1.5+4.2+5.0	1.21	3.38	4.02	---	2.94	8.60	10.57	0.66	2.37	2.90	2.9	10.4	12.7	99	3.63	A	A+	4.09	5.65	1935	1.09
	2.0+2.0+2.0	2.63	2.63	2.63	---	1.97	7.89	10.04	0.44	2.05	2.70	1.9	9.0	11.9	99	3.85	A	A	3.94	5.01	1780	0.97
	2.0+2.0+2.5	2.54	2.54	3.17	---	2.06	8.25	10.12	0.45	2.18	2.74	2.0	9.6	12.0	99	3.78	A	A	3.94	5.05	1794	0.96
	2.0+2.0+3.5	2.29	2.29	4.02	---	2.26	8.60	10.22	0.47	2.34	2.88	2.1	10.3	12.6	99	3.68	A	A+	4.02	5.39	1879	1.03
	2.0+2.0+4.2	2.10	2.10	4.40	---	2.26	8.60	10.22	0.47	2.34	2.88	2.1	10.3	12.6	99	3.68	A	A+	4.02	5.42	1888	1.05
	2.0+2.0+5.0	1.91	1.91	4.78	---	2.66	8.60	10.40	0.58	2.34	2.96	2.5	10.3	13.0	99	3.68	A	A	3.99	5.35	1880	1.04
	2.0+2.0+6.0	1.72	1.72	5.16	---	2.87	8.60	10.53	0.58	2.12	2.67	2.5	9.3	11.7	99	4.06	A	A+	4.09	5.73	1960	1.08
	2.0+2.5+2.5	2.46	3.07	3.07	---	2.16	8.60	10.13	0.46	2.35	2.84	2.0	10.3	12.5	99	3.66	A	A	3.94	5.09	1807	0.99
	2.0+2.5+3.5	2.15	2.69	3.76	---	2.35	8.60	10.22	0.49	2.34	2.88	2.2	10.3	12.6	99	3.68	A	A+	4.02	5.42	1888	1.05
	2.0+2.5+4.2	1.98	2.47	4.15	---	2.36	8.60	10.23	0.49	2.34	2.87	2.2	10.3	12.6	99	3.68	A	A+	4.02	5.45	1899	1.04
	2.0+2.5+5.0	1.81	2.26	4.53	---	2.75	8.60	10.63	0.60	2.32	2.99	2.6	10.2	13.1	99	3.71	A	A+	4.02	5.39	1879	1.03
	2.0+2.5+6.0	1.64	2.05	4.91	---	2.96	8.60	10.64	0.60	2.10	2.64	2.6	9.2	11.6	99	4.10	A	A+	4.13	5.76	1952	1.11
	2.0+3.5+3.5	1.92	3.3																			

## HEATING

OUTDOOR UNIT	INDOOR UNIT	HEATING CAPACITY (kW)				TOTAL CAPACITY (kW)			POWER INPUT COOLING (kW)			TOTAL CURRENT (A)			POWER FACTOR (%)	COP	ENERGY LABEL	Seasonal data				
		A ROOM	B ROOM	C ROOM	D ROOM	Min.	Nom.	Max.	Min.	Nom.	Max.	Min.	Nom.	Max.				label	SCOP	Pdesign	AEC	Back-up heater capacity at -10°C
4MXS68F3V1B	1S+1S+20+20	1.84	1.84	2.46	2.46	2.42	8.60	10.04	0.52	1.94	2.46	2.3	8.5	10.8	99	4.43	A	A+	4.15	5.78	1953	1.13
	1S+1S+20+25	1.72	1.72	2.29	2.87	2.52	8.60	10.13	0.53	1.94	2.42	2.3	8.5	10.6	99	4.43	A	A+	4.15	5.79	1953	1.13
	1S+1S+20+35	1.52	1.52	2.02	3.54	2.72	8.60	10.23	0.57	1.94	2.47	2.5	8.5	10.8	99	4.43	A	A+	4.27	5.83	1913	1.12
	1S+1S+20+42	1.40	1.40	1.87	3.93	2.73	8.60	10.24	0.56	1.93	2.47	2.5	8.5	10.8	99	4.46	A	A+	4.30	5.83	1900	1.11
	1S+1S+20+50	1.29	1.29	1.72	4.30	3.04	8.60	10.30	0.63	1.89	2.39	2.8	8.3	10.5	99	4.55	A	A+	4.26	5.83	1917	1.12
	1S+1S+20+60	1.17	1.17	1.56	4.69	2.98	8.60	10.64	0.48	1.66	2.22	2.1	7.3	9.7	99	5.18	A	A+	4.42	5.84	1852	1.12
	1S+1S+25+25	1.61	1.61	2.69	2.69	2.62	8.60	10.14	0.55	1.94	2.42	2.4	8.5	10.6	99	4.43	A	A+	4.18	5.80	1943	1.10
	1S+1S+25+35	1.43	1.43	2.39	3.34	2.92	8.60	10.24	0.63	1.94	2.47	2.8	8.5	10.8	99	4.43	A	A+	4.30	5.83	1898	1.11
	1S+1S+25+42	1.33	1.33	2.22	3.72	2.92	8.60	10.24	0.62	1.93	2.47	2.7	8.5	10.8	99	4.46	A	A+	4.31	5.84	1897	1.12
	1S+1S+25+50	1.23	1.23	2.05	4.10	3.04	8.60	10.48	0.63	1.89	2.46	2.8	8.3	10.8	99	4.55	A	A+	4.27	5.83	1913	1.12
	1S+1S+35+35	1.29	1.29	3.01	3.01	3.12	8.60	10.34	0.68	1.93	2.50	3.0	8.5	11.0	99	4.46	A	A+	4.41	5.84	1855	1.12
	1S+1S+35+42	1.21	1.21	2.81	3.38	2.93	8.60	10.43	0.62	1.89	2.54	2.7	8.3	11.2	99	4.55	A	A+	4.41	5.84	1854	1.12
	1S+20+20+20	1.72	2.29	2.29	2.29	2.42	8.60	10.22	0.52	1.94	2.54	2.3	8.5	11.2	99	4.43	A	A+	4.18	5.80	1943	1.10
	1S+20+20+25	1.61	2.15	2.15	2.69	2.52	8.60	10.31	0.53	1.94	2.49	2.3	8.5	10.9	99	4.43	A	A+	4.19	5.81	1944	1.11
	1S+20+20+35	1.43	1.91	1.91	3.34	2.72	8.60	10.41	0.57	1.94	2.55	2.5	8.5	11.2	99	4.43	A	A+	4.32	5.84	1895	1.12
	1S+20+20+42	1.33	1.77	1.77	3.72	2.73	8.60	10.42	0.56	1.93	2.55	2.5	8.5	11.2	99	4.46	A	A+	4.32	5.84	1895	1.12
	1S+20+20+50	1.23	1.64	1.64	4.10	3.04	8.60	10.48	0.63	1.89	2.46	2.8	8.3	10.8	99	4.55	A	A+	4.30	5.83	1898	1.11
	1S+20+25+25	1.52	2.02	2.53	2.53	2.62	8.60	10.31	0.55	1.94	2.49	2.4	8.5	10.9	99	4.43	A	A+	4.19	5.81	1942	1.11
	1S+20+25+35	1.36	1.81	2.26	3.17	2.92	8.60	10.41	0.63	1.94	2.55	2.8	8.5	11.2	99	4.43	A	A+	4.32	5.84	1895	1.12
	1S+20+25+42	1.26	1.69	2.11	3.54	2.92	8.60	10.42	0.62	1.93	2.55	2.7	8.5	11.2	99	4.46	A	A+	4.33	5.84	1890	1.12
	1S+20+25+50	1.17	1.56	1.95	3.91	3.04	8.60	10.66	0.63	1.89	2.54	2.8	8.3	11.2	99	4.55	A	A+	4.32	5.84	1895	1.12
	1S+20+35+35	1.23	1.64	2.87	2.87	3.12	8.60	10.51	0.68	1.93	2.58	3.0	8.5	11.3	99	4.46	A	A+	4.42	5.84	1852	1.12
	1S+25+25+25	1.43	2.39	2.39	2.39	2.72	8.60	10.32	0.58	1.94	2.49	2.5	8.5	10.9	99	4.43	A	A+	4.19	5.81	1940	1.10
	1S+25+25+35	1.29	2.15	2.15	3.01	3.02	8.60	10.50	0.66	1.93	2.59	2.9	8.5	11.4	99	4.46	A	A+	4.36	5.84	1877	1.12
	1S+25+25+42	1.21	2.01	2.01	3.38	2.92	8.60	10.59	0.62	1.93	2.62	2.7	8.5	11.5	99	4.46	A	A+	4.36	5.84	1875	1.12
	1S+25+35+35	1.17	1.95	2.74	2.74	3.12	8.60	10.60	0.68	1.90	2.62	3.0	8.3	11.5	99	4.53	A	A+	4.48	5.84	1826	1.12
	20+20+20+20	2.15	2.15	2.15	2.15	2.42	8.60	10.39	0.52	1.91	2.61	2.3	8.4	11.5	99	4.50	A	A+	4.19	5.81	1942	1.11
	20+20+20+25	2.02	2.02	2.02	2.54	2.52	8.60	10.48	0.53	1.91	2.57	2.3	8.4	11.3	99	4.50	A	A+	4.20	5.82	1940	1.11
	20+20+20+35	1.81	1.81	1.81	3.17	2.72	8.60	10.58	0.57	1.90	2.63	2.5	8.3	11.6	99	4.53	A	A+	4.36	5.84	1877	1.12
	20+20+20+42	1.69	1.69	1.69	3.54	2.73	8.60	10.59	0.56	1.90	2.63	2.5	8.3	11.6	99	4.53	A	A+	4.36	5.84	1875	1.12
	20+20+20+50	1.56	1.56	1.56	3.92	3.04	8.60	10.65	0.63	1.86	2.54	2.8	8.2	11.2	99	4.62	A	A+	4.33	5.84	1890	1.12
	20+20+25+25	1.91	1.91	2.39	2.39	2.62	8.60	10.49	0.55	1.91	2.57	2.4	8.4	11.3	99	4.50	A	A+	4.23	5.82	1925	1.11
	20+20+25+35	1.72	1.72	2.15	3.01	2.92	8.60	10.59	0.60	1.90	2.63	2.6	8.3	11.6	99	4.53	A	A+	4.36	5.84	1875	1.12
	20+20+25+42	1.61	1.61	2.01	3.38	2.92	8.60	10.59	0.60	1.90	2.63	2.6	8.3	11.6	99	4.53	A	A+	4.37	5.84	1873	1.12
	20+20+35+35	1.56	1.56	2.74	2.74	3.12	8.60	10.69	0.65	1.90	2.66	2.9	8.3	11.7	99	4.53	A	A+	4.48	5.84	1824	1.13
	20+25+25+25	1.82	2.26	2.26	2.26	2.72	8.60	10.49	0.57	1.91	2.57	2.5	8.4	11.3	99	4.50	A	A+	4.24	5.82	1923	1.11
	20+25+25+35	1.64	2.05	2.05	2.86	3.02	8.60	10.68	0.63	1.90	2.67	2.8	8.3	11.7	99	4.53	A	A+	4.37	5.84	1873	1.12
	2S+2S+25+25	2.15	2.15	2.15	2.15	2.82	8.60	10.67	0.57	1.91	2.59	2.5	8.4	11.4	99	4.50	A	A+	4.26	5.83	1915	1.12
	2S+2S+25+35	1.95	1.95	1.95	2.75	3.12	8.60	10.68	0.64	1.88	2.58	2.8	8.3	11.3	99	4.57	A	A+	4.37	5.84	1871	1.12

- Notes: 1. Cooling capacity is based on 27°CDB/19°CWB (Indoor temperature), 35°CDB (Outdoor temperature).  
 Heating capacity is based on 20°CDB (Indoor temperature), 7°CDB/6°CWB (Outdoor temperature).  
 2. The total ability of connected indoor unit is up to 11.0kW.  
 3. It is impossible to connect the indoor unit for one room only.  
 4. The above is the value for connecting with the following indoor units.  
 1.5, 2.0, 2.5, 3.5, 4.2, 5.0 kW class; wall mounted K series  
 6.0 kW class; wall mounted G series



## COOLING

OUTDOOR UNIT	INDOOR UNIT	COOLING CAPACITY (kW)				TOTAL CAPACITY (kW)			POWER INPUT COOLING (kW)			TOTAL CURRENT (A)			POWER FACTOR (%)	EER	ENERGY LABEL	AEC (kWh)	Seasonal data			
		A ROOM	B ROOM	C ROOM	D ROOM	Min.	Nom.	Max.	Min.	Nom.	Max.	Min.	Nom.	Max.					label	SEER	Pdesign	AEC
4MXS80E3V3B	1.5+1.5	1.50	1.50	---	---	1.89	3.00	4.03	0.46	0.83	1.09	2.0	3.7	4.8	98	3.61	A	415	A	5.15	3.00	204
	1.5+2.0	1.50	2.00	---	---	1.91	3.50	4.51	0.50	1.00	1.28	2.2	4.4	5.7	98	3.50	A	500	A	5.38	3.50	228
	1.5+2.5	1.50	2.50	---	---	1.97	4.00	4.97	0.46	1.14	1.38	2.0	5.1	6.1	98	3.51	A	570	A	5.54	4.00	253
	1.5+3.5	1.50	3.50	---	---	2.07	5.00	5.83	0.46	1.52	1.82	2.0	6.7	8.1	98	3.29	A	760	A	5.56	5.00	315
	1.5+4.2	1.50	4.20	---	---	2.14	5.70	6.38	0.50	1.88	2.10	2.2	8.3	9.3	98	3.03	B	940	A+	5.61	5.70	356
	1.5+5.0	1.50	5.00	---	---	2.22	6.50	6.95	0.51	2.22	2.51	2.3	9.8	11.1	98	2.93	C	1110	A+	5.62	6.50	406
	1.5+6.0	1.44	5.75	---	---	2.34	7.19	7.59	0.55	2.42	2.67	2.4	10.7	11.8	98	2.97	C	1210	A+	5.98	7.19	421
	1.5+7.1	1.30	6.15	---	---	2.49	7.45	8.19	0.59	2.61	3.08	2.6	11.6	13.7	98	2.85	C	1305	A+	5.97	7.45	437
	2.0+2.0	2.00	2.00	---	---	1.97	4.00	5.30	0.50	1.23	1.67	2.2	5.5	7.4	98	3.25	A	615	A	5.57	4.00	252
	2.0+2.5	2.00	2.50	---	---	2.02	4.50	5.73	0.50	1.38	1.77	2.2	6.1	7.9	98	3.26	A	690	A+	5.66	4.50	279
	2.0+3.5	2.00	3.50	---	---	2.12	5.50	6.31	0.50	1.77	2.44	2.2	7.9	10.8	98	3.11	B	885	A+	5.64	5.50	342
	2.0+4.2	2.00	4.20	---	---	2.19	6.20	6.77	0.50	2.21	2.56	2.2	9.8	11.4	98	2.81	C	1105	A+	5.73	6.20	379
	2.0+5.0	2.00	5.00	---	---	2.27	7.00	7.30	0.51	2.51	2.76	2.3	11.1	12.2	98	2.79	D	1255	A	5.59	7.00	439
	2.0+6.0	1.83	5.48	---	---	2.41	7.31	7.90	0.55	2.48	2.87	2.4	11.0	12.7	98	2.95	C	1240	A+	6.03	7.31	424
	2.0+7.1	1.66	5.90	---	---	2.56	7.56	8.45	0.59	2.67	3.29	2.6	11.8	14.6	98	2.83	C	1335	A+	6.01	7.56	441
	2.5+2.5	2.50	2.50	---	---	2.07	5.00	6.12	0.46	1.47	2.44	2.0	6.5	10.8	98	3.40	A	735	A+	5.70	5.00	307
	2.5+3.5	2.50	3.50	---	---	2.17	6.00	6.60	0.50	1.99	2.38	2.2	8.8	10.6	98	3.02	B	995	A+	5.70	6.00	369
	2.5+4.2	2.50	4.20	---	---	2.24	6.70	7.11	0.50	2.44	2.63	2.2	10.8	11.7	98	2.75	D	1220	A+	5.69	6.70	412
	2.5+5.0	2.40	4.79	---	---	2.34	7.19	7.59	0.54	2.64	2.96	2.4	11.7	13.1	98	2.72	D	1320	A	5.57	7.19	452
	2.5+6.0	2.18	5.24	---	---	2.48	7.42	8.16	0.59	2.60	3.07	2.6	11.5	13.6	98	2.85	C	1300	A+	6.00	7.42	433
	2.5+7.1	2.00	5.68	---	---	2.63	7.68	8.66	0.59	2.74	3.43	2.6	12.2	15.2	98	2.80	C	1370	A+	5.99	7.68	449
	3.5+3.5	3.50	3.50	---	---	2.27	7.00	7.30	0.50	2.63	2.88	2.2	11.7	12.8	98	2.66	D	1315	A	5.55	7.00	442
	3.5+4.2	3.29	3.95	---	---	2.37	7.24	7.73	0.54	2.82	3.08	2.4	12.5	13.7	98	2.57	E	1410	A	5.53	7.24	458
	3.5+5.0	3.06	4.36	---	---	2.48	7.42	8.16	0.58	2.83	3.37	2.6	12.6	15.0	98	2.62	D	1415	A	5.50	7.42	473
	3.5+6.0	2.82	4.83	---	---	2.61	7.65	8.62	0.59	2.74	4.11	2.6	12.2	18.2	98	2.79	D	1370	A+	5.91	7.65	454
	3.5+7.1	2.61	5.30	---	---	2.77	7.91	8.31	0.63	2.87	3.15	2.8	12.7	14.0	98	2.76	D	1435	A+	5.93	7.91	467
	4.2+4.2	3.70	3.70	---	---	2.46	7.40	8.11	0.58	2.88	3.42	2.6	12.8	15.2	98	2.57	E	1440	A	5.54	7.40	468
	4.2+5.0	3.46	4.12	---	---	2.57	7.58	8.48	0.58	2.96	3.59	2.6	13.1	15.9	98	2.56	E	1480	A	5.49	7.58	484
	4.2+6.0	3.22	4.60	---	---	2.71	7.82	8.89	0.63	2.80	3.66	2.8	12.4	16.2	98	2.79	D	1400	A+	5.92	7.82	463
	4.2+7.1	2.97	5.03	---	---	2.86	8.00	9.16	0.67	2.94	3.82	3.0	13.0	16.9	98	2.72	D	1470	A+	5.93	8.00	472
	5.0+5.0	3.88	3.88	---	---	2.68	7.76	8.66	0.62	2.98	3.62	2.8	13.2	16.1	98	2.60	D	1490	A	5.41	7.76	503
	5.0+6.0	3.64	4.36	---	---	2.82	8.00	9.14	0.67	2.88	3.69	3.0	12.8	16.4	98	2.78	D	1440	A+	5.89	8.00	476
	5.0+7.1	3.31	4.69	---	---	2.97	8.00	9.35	0.67	2.82	3.85	3.0	12.5	17.1	98	2.84	C	1410	A+	5.92	8.00	474
	6.0+6.0	4.00	4.00	---	---	2.96	8.00	9.39	0.67	2.65	3.60	3.0	11.8	16.0	98	3.02	B	1325	A++	6.29	8.00	446
	6.0+7.1	3.66	4.34	---	---	3.11	8.00	9.55	0.71	2.58	3.76	3.1	11.4	16.7	98	3.10	B	1290	A++	6.30	8.00	445
	7.1+7.1	4.00	4.00	---	---	3.26	8.00	9.60	0.75	2.51	3.77	3.3	11.1	16.7	98	3.19	B	1255	A++	6.33	8.00	443
	1.5+1.5+1.5	1.50	1.50	1.50	---	2.02	4.50	5.41	0.48	1.14	1.47	2.1	5.1	6.5	98	3.95	A	570	A+	5.77	4.50	274
	1.5+1.5+2.0	1.50	1.50	2.00	---	2.07	5.00	5.83	0.52	1.28	1.67	2.3	5.7	7.4	98	3.91	A	640	A+	5.90	5.00	297
	1.5+1.5+2.5	1.50	1.50	2.50	---	2.12	5.50	6.23	0.52	1.52	1.89	2.3	6.7	8.4	98	3.62	A	760	A+	5.95	5.50	324
	1.5+1.5+3.5	1.50	1.50	3.50	---	2.22	6.50	6.95	0.52	2.00	2.29	2.3	8.9	10.2	98	3.25	A	1000	A+	5.99	6.50	380
	1.5+1.5+4.2	1.48	1.48	4.15	---	2.30	7.12	7.41	0.52	2.35	2.54	2.3	10.4	11.3	98	3.03	B	1175	A+	5.95	7.12	419
	1.5+1.5+5.0	1.37	1.37	4.57	---	2.41	7.31	7.88	0.56	2.43	2.75	2.5	10.8	12.2	98	3.01	B	1215	A+	5.91	7.31	434
	1.5+1.5+6.0	1.26	1.26	5.03	---	2.55	7.54	8.38	0.60	2.32	2.85	2.7	10.3	12.6	98	3.25	A	1160	A++	6.23	7.54	424
	1.5+1.5+7.1	1.16	1.16	5.48	---	2.70	7.79	8.84	0.64	2.45	3.14	2.8	10.9	13.9	98	3.18	B	1225	A++	6.25	7.79	437
	1.5+2.0+2.0	1.50	2.00	2.00	---	2.12	5.50	6.23	0.52	1.52	1.89	2.3	6.7	8.4	98	3.62	A	760	A+	5.99	5.50	322
	1.5+2.0+2.5	1.50	2.00	2.50	---	2.17	6.00	6.60	0.52	1.73	2.06	2.3	7.7	9.1	98	3.47	A	865	A+	6.05	6.00	348
	1.5+2.0+3.5	1.50	2.00	3.50	---	2.27	7.00	7.28	0.52	2.29	2.48	2.3	10.2	11.0	98	3.06	B	1145	A+	6.01	7.00	408
	1.5+2.0+4.2	1.41	1.88	3.95	---	2.37	7.24	7.71	0.55	2.42	2.74	2.4	10.7	12.2	98	2.99	C	1210	A+	5.99	7.24	424
	1.5+2.0+5.0	1.31	1.75	4.36	---	2.48	7.42	8.14	0.59	2.49	2.95	2.6	11.0	13.1	98	2.98	C	1245	A+	5.96	7.42	436
	1.5+2.0+6.0	1.21	1.61	4.83	---	2.61	7.65	8.60	0.60	2.38	3.00	2.7	10.6	13.3	98	3.21	A	1190	A++	6.30	7.65	425
	1.5+2.0+7.1	1.12	1.49	5.30	---	2.77	7.91	9.01	0.64	2.51	3.29	2.8	11.1	14.6	98	3.15	B	1255	A++	6.28	7.91	442
	1.5+2.5+2.5	1.50	2.50	2.50	---	2.22	6.50	6.95	0.52	2.00	2.29	2.3	8.9	10.2	98	3.25	A	1000	A++	6.12	6.50	373
	1.5+2.5+3.5	1.44	2.40	3.36	---	2.34	7.19	7.59	0.55	2.42	2.67	2.4	10.7	11.8	98	2.97	C	1210	A+	5.97	7.19	422
	1.5+2.5+4.2	1.34	2.24	3.76	---	2.44	7.35	7.99	0.55	2.54	2.94	2.4	11.3	13.0	98	2.89	C	1270	A+	5.97	7.35	431
	1.5+2.5+5.0	1.26	2.09	4.19	---	2.55	7.54	8.38	0.59	2.55	3.10	2.6	11.3	13.8	98	2.96	C	1275	A+	5.96	7.54	443
	1.5+2.5+6.0	1.17	1.94	4.66	---	2.68	7.77	8.80	0.60	2.45	3.14	2.7	10.9	13.9	98	3.17	B	1225	A++	6.26	7.77	435
	1.5+2.5+7.1	1.08	1.80	5.12	---	2.83	8.00	9.16	0.64	2.58	3.37	2.8	11.4	15.0	98	3.10	B	1290	A++	6.26	8.00	448
	1.5+3.5+3.5	1.31	3.06	3.06	---	2.48	7.42	8.14	0.59	2.54	3.08	2.6	11.3	13.7	98	2.92	C	1270	A+	5.90	7.42	441
	1.5+3.5+4.2	1.24	2.88	3.46	---	2.57	7.58	8.47	0.59	2.67	3.29	2.6	11.8	14.6	98	2.84	C	1335	A+	5.94	7.58	447
	1.5+3.5+5.0	1.17	2.72	3.89	---	2.68	7.77	8.80	0.63	2.68	3.46	2.8	11.9	15.4	98	2.90	C	1340	A+	5.88	7.77	463
	1.5+3.5+6.0	1.09	2.55	4.36	---	2.82	8.00	9.13	0.64	2.58	3.37	2.8	11.4	15.0	98	3.10	B	1290	A++	6.17	8.00	454
	1.5+3.5+7.1	0.99	2.31	4.69	---	2.97	8.00	9.39	0.67	2.51	3.61	3.0	11.1	16.0	98	3.19	B	1255	A++	6.19	8.00	453
	1.5+4.2+4.2	1.17	3.29	3.29	---	2.67	7.75	8.76	0.63	2.67	3.51	2.8	11.8	15.6	98	2.90	C	1335	A+	5.93	7.75	458
	1.5+4.2																					

## COOLING

OUTDOOR UNIT	INDOOR UNIT	COOLING CAPACITY (kW)				TOTAL CAPACITY (kW)			POWER INPUT COOLING (kW)			TOTAL CURRENT (A)			POWER FACTOR (%)	EER	ENERGY LABEL	AEC (kWh)	Seasonal data			
		A ROOM	B ROOM	C ROOM	D ROOM	Min.	Nom.	Max.	Min.	Nom.	Max.	Min.	Nom.	Max.					label	SEER	Pdesign	AEC
4MXS80E3V3B	20+3S+3S	1.68	2.93	2.93	---	2.55	7.54	8.40	0.59	2.67	3.22	2.6	11.8	14.3	98	2.82	C	1335	A+	5.99	7.54	441
	20+3S+4S	1.59	2.78	3.33	---	2.64	7.70	8.70	0.63	2.74	3.37	2.8	12.2	15.0	98	2.81	C	1370	A+	5.97	7.70	452
	20+3S+5S	1.50	2.63	3.75	---	2.75	7.88	8.99	0.63	2.75	3.61	2.8	12.2	16.0	98	2.87	C	1375	A+	5.92	7.88	467
	20+3S+6S	1.39	2.43	4.17	---	2.89	8.00	9.28	0.67	2.58	3.52	3.0	11.4	15.6	98	3.10	B	1290	A++	6.20	8.00	452
	20+3S+7S	1.27	2.22	4.51	---	3.04	8.00	9.10	0.67	2.51	3.30	3.0	11.1	14.6	98	3.19	B	1255	A++	6.21	8.00	451
	20+4Z+4Z	1.51	3.17	3.17	---	2.74	7.86	8.99	0.63	2.74	3.66	2.8	12.2	16.2	98	2.87	C	1370	A+	5.95	7.86	463
	20+4Z+5S	1.43	3.00	3.57	---	2.85	8.00	9.23	0.67	2.75	3.77	3.0	12.2	16.7	98	2.91	C	1375	A+	5.92	8.00	473
	20+4Z+6S	1.31	2.75	3.93	---	2.98	8.00	9.45	0.67	2.51	3.60	3.0	11.1	16.0	98	3.19	B	1255	A++	6.21	8.00	451
	20+4Z+7S	1.20	2.53	4.27	---	3.14	8.00	9.60	0.71	2.52	3.69	3.1	11.2	16.4	98	3.17	B	1260	A++	6.25	8.00	449
	20+5O+5O	1.33	3.33	3.33	---	2.96	8.00	9.39	0.67	2.76	3.80	3.0	12.2	16.9	98	2.90	C	1380	A+	5.90	8.00	475
	20+5O+6S	1.23	3.08	3.69	---	3.09	8.00	9.54	0.71	2.46	3.63	3.1	10.9	16.1	98	3.25	A	1230	A++	6.21	8.00	451
	20+5O+7S	1.13	2.84	4.03	---	3.25	8.00	9.60	0.71	2.39	3.63	3.1	10.6	16.1	98	3.35	A	1195	A++	6.24	8.00	449
	20+6O+6O	1.14	3.43	3.43	---	3.23	8.00	9.60	0.72	2.28	3.37	3.2	10.1	15.0	98	3.51	A	1140	A++	6.36	8.00	441
	25+2S+2S	2.40	2.40	2.40	---	2.34	7.20	7.61	0.55	2.42	2.67	2.4	10.7	11.8	98	2.98	C	1210	A++	6.12	7.20	412
	25+2S+3S	2.18	2.18	3.06	---	2.48	7.42	8.16	0.59	2.54	3.08	2.6	11.3	13.7	98	2.92	C	1270	A+	6.04	7.42	431
	25+2S+4S	2.06	2.06	3.46	---	2.57	7.58	8.49	0.59	2.67	3.29	2.6	11.8	14.6	98	2.84	C	1335	A+	6.03	7.58	441
	25+2S+5S	1.94	1.94	3.89	---	2.68	7.77	8.82	0.63	2.68	3.46	2.8	11.9	15.4	98	2.90	C	1340	A+	6.01	7.77	453
	25+2S+6S	1.82	1.82	4.36	---	2.82	8.00	9.15	0.64	2.58	3.45	2.8	11.4	15.3	98	3.10	B	1290	A++	6.26	8.00	448
	25+2S+7S	1.65	1.65	4.69	---	2.97	8.00	9.41	0.67	2.51	3.61	3.0	11.1	16.0	98	3.19	B	1255	A++	6.29	8.00	446
	25+3S+3S	2.01	2.82	2.82	---	2.61	7.65	8.34	0.59	2.74	3.01	2.6	12.2	13.4	98	2.79	D	1370	A+	5.98	7.65	448
	25+3S+4S	1.92	2.68	3.22	---	2.71	7.82	8.89	0.63	2.80	3.44	2.8	12.4	15.3	98	2.79	D	1400	A+	5.96	7.82	460
	25+3S+5S	1.82	2.55	3.64	---	2.82	8.00	9.15	0.67	2.82	3.69	3.0	12.5	16.4	98	2.84	C	1410	A+	5.90	8.00	475
	25+3S+6S	1.67	2.33	4.00	---	2.96	8.00	9.39	0.67	2.58	3.60	3.0	11.4	16.0	98	3.10	B	1290	A++	6.21	8.00	451
	25+3S+7S	1.53	2.14	4.34	---	3.11	8.00	9.10	0.71	2.51	3.30	3.1	11.1	14.6	98	3.19	B	1255	A++	6.25	8.00	449
	25+4Z+4Z	1.83	3.07	3.07	---	2.81	7.98	9.02	0.67	2.87	3.67	3.0	12.7	16.3	98	2.78	D	1435	A+	5.93	7.98	471
	25+4Z+5S	1.71	2.87	3.42	---	2.92	8.00	9.35	0.67	2.82	3.85	3.0	12.5	17.1	98	2.84	C	1410	A+	5.93	8.00	473
	25+4Z+6S	1.57	2.65	3.78	---	3.05	8.00	9.53	0.67	2.58	3.68	3.0	11.4	16.3	98	3.10	B	1290	A++	6.21	8.00	451
	25+4Z+7S	1.45	2.43	4.12	---	3.20	8.00	9.63	0.71	2.52	3.77	3.1	11.2	16.7	98	3.17	B	1260	A++	6.25	8.00	449
	25+5O+5O	1.60	3.20	3.20	---	3.03	8.00	9.47	0.71	2.76	3.88	3.1	12.2	17.2	98	2.90	C	1380	A+	5.90	8.00	475
	25+5O+6S	1.48	2.96	3.56	---	3.16	8.00	9.58	0.71	2.46	3.63	3.1	10.9	16.1	98	3.25	A	1230	A++	6.21	8.00	451
	25+6O+6O	1.38	3.31	3.31	---	3.30	8.00	9.60	0.72	2.22	3.37	3.2	9.8	15.0	98	3.60	A	1110	A++	6.36	8.00	441
	35+3S+3S	2.63	2.63	2.63	---	2.75	7.89	8.67	0.63	2.87	3.15	2.8	12.7	14.0	98	2.75	D	1435	A+	5.86	7.89	472
	35+3S+4S	2.50	2.50	3.00	---	2.85	8.01	9.29	0.67	2.94	3.66	3.0	13.0	16.2	98	2.72	D	1470	A+	5.87	8.00	478
	35+3S+5S	2.33	2.33	3.33	---	2.96	8.00	9.35	0.67	2.82	3.85	3.0	12.5	17.1	98	2.84	C	1410	A+	5.86	8.00	478
	35+3S+6S	2.15	2.15	3.69	---	3.09	8.00	9.11	0.71	2.58	3.37	3.1	11.4	15.0	98	3.10	B	1290	A++	6.14	8.00	456
	35+3S+7S	1.99	1.99	4.03	---	3.25	8.00	9.60	0.75	2.52	3.77	3.3	11.2	16.7	98	3.17	B	1260	A++	6.18	8.00	454
	35+4Z+4Z	2.35	2.82	2.82	---	2.94	8.00	9.18	0.67	2.87	3.82	3.0	12.7	16.9	98	2.79	D	1435	A+	5.88	8.00	477
	35+4Z+5S	2.20	2.65	3.15	---	3.05	8.00	9.36	0.71	2.75	3.85	3.1	12.2	17.1	98	2.91	C	1375	A+	5.88	8.00	477
	35+4Z+6S	2.04	2.45	3.50	---	3.19	8.00	9.59	0.71	2.51	3.77	3.1	11.1	16.7	98	3.19	B	1255	A++	6.17	8.00	455
	35+5O+5O	2.07	2.96	2.96	---	3.16	8.00	9.55	0.71	2.76	3.88	3.1	12.2	17.2	98	2.90	C	1380	A+	5.86	8.00	478
	35+5O+6S	1.93	2.76	3.31	---	3.30	8.00	9.60	0.75	2.46	3.63	3.3	10.9	16.1	98	3.25	A	1230	A++	6.14	8.00	456
	42+4Z+4Z	2.67	2.67	2.67	---	3.04	8.00	9.19	0.71	2.87	3.82	3.1	12.7	16.9	98	2.79	D	1435	A+	5.88	8.00	477
	42+4Z+5S	2.51	2.51	2.99	---	3.15	8.00	9.37	0.71	2.75	3.85	3.1	12.2	17.1	98	2.91	C	1375	A+	5.88	8.00	477
	42+4Z+6S	2.33	2.33	3.33	---	3.29	8.00	9.60	0.75	2.51	3.77	3.3	11.1	16.7	98	3.19	B	1255	A++	6.17	8.00	454
	42+5O+5O	2.37	2.82	2.82	---	3.26	8.00	9.56	0.75	2.70	3.88	3.3	12.0	17.2	98	2.96	C	1350	A+	5.88	8.00	477
	15+1.5+1.5+1.5	1.50	1.50	1.50	1.50	2.17	6.00	6.60	0.53	1.47	1.73	2.4	6.5	7.7	98	4.08	A	735	A++	6.10	6.00	345
	15+1.5+1.5+2.0	1.50	1.50	1.50	2.00	2.22	6.50	6.95	0.53	1.68	1.90	2.4	7.5	8.4	98	3.87	A	840	A++	6.17	6.50	369
	15+1.5+1.5+2.5	1.50	1.50	1.50	2.50	2.27	7.00	7.28	0.53	1.90	2.07	2.4	8.4	9.2	98	3.68	A	950	A++	6.22	7.00	394
	15+1.5+1.5+3S	1.37	1.37	1.37	3.20	2.41	7.31	7.88	0.56	2.07	2.38	2.5	9.2	10.6	98	3.53	A	1035	A++	6.16	7.31	416
	15+1.5+1.5+4S	1.29	1.29	1.29	3.61	2.50	7.47	8.24	0.56	2.13	2.58	2.5	9.4	11.4	98	3.51	A	1065	A++	6.17	7.47	424
	15+1.5+1.5+5S	1.21	1.21	1.21	4.03	2.61	7.65	8.60	0.60	2.33	2.87	2.7	10.3	12.7	98	3.28	A	1165	A++	6.16	7.65	435
	15+1.5+1.5+6S	1.13	1.13	1.13	4.50	2.75	7.88	8.97	0.61	2.22	2.91	2.7	9.8	12.9	98	3.55	A	1110	A++	6.31	7.88	438
	15+1.5+1.5+7S	1.03	1.03	1.03	4.90	2.90	8.00	9.28	0.64	2.22	3.06	2.8	9.8	13.6	98	3.60	A	1110	A++	6.30	8.00	445
	15+1.5+2.0+2.0	1.50	1.50	2.00	2.00	2.27	7.00	7.28	0.53	1.90	2.07	2.4	8.4	9.2	98	3.68	A	950	A++	6.25	7.00	392
	15+1.5+2.0+2.5	1.44	1.44	1.92	2.40	2.34	7.19	7.59	0.56	2.02	2.20	2.5	9.0	9.8	98	3.56	A	1010	A++	6.25	7.19	403
	15+1.5+2.0+3S	1.31	1.31	1.75	3.06	2.48	7.42	8.14	0.56	2.13	2.51	2.5	9.4	11.1	98	3.48	A	1065	A++	6.18	7.42	420
	15+1.5+2.0+4Z	1.24	1.24	1.65	3.46	2.57	7.58	8.47	0.60	2.20	2.72	2.7	9.8	12.1	98	3.45	A	1100	A++	6.19	7.58	429
	15+1.5+2.0+5S	1.17	1.17	1.55	3.89	2.68	7.77	8.80	0.60	2.39	3.01	2.7	10.6	13.4	98	3.25	A	1195	A++	6.14	7.77	444
	15+1.5+2.0+6S	1.09	1.09	1.45	4.36	2.82	8.00	9.13	0.64	2.28	2.98	2.8	10.1	13.2	98	3.51	A	1140	A++	6.30	8.00	445
15+1.5+2.0+7S	0.99	0.99	1.32	4.69	2.97	8.00	9.39	0.68	2.22	3.14	3.0	9.8	13.9	98	3.60	A	1110	A++	6.32	8.00	443	
15+1.5+2.5+2.5	1.37	1.37	2.28	2.28	2.41	7.31	7.88	0.56	2.07	2.38	2.5	9.2	10.6	98	3.53	A	1035	A++	6.24	7.31	411	
15+1.5+2.5+3S	1.26	1.26	2.09	2.93	2.55	7.54	8.38	0.60	2.3													

## COOLING

OUTDOOR UNIT	INDOOR UNIT	COOLING CAPACITY (kW)				TOTAL CAPACITY (kW)			POWER INPUT COOLING (kW)			TOTAL CURRENT (A)			POWER FACTOR (%)	EER	ENERGY LABEL	AEC (kWh)	Seasonal data			
		A ROOM	B ROOM	C ROOM	D ROOM	Min.	Nom.	Max.	Min.	Nom.	Max.	Min.	Nom.	Max.					label	SEER	Pdesign	AEC
4MXS80E3VB3	15x20+20+7.1	0.95	1.27	1.27	4.51	3.04	8.00	9.47	0.68	2.22	3.21	3.0	9.8	14.2	98	3.60	A	1110	A++	6.35	8.00	442
	15x20+25+25	1.31	1.75	2.18	2.18	2.48	7.42	8.14	0.56	2.13	2.51	2.5	9.4	11.1	98	3.48	A	1065	A++	6.30	7.42	413
	15x20+25+35	1.21	1.61	2.01	2.82	2.61	7.65	8.60	0.60	2.38	3.00	2.7	10.6	13.3	98	3.21	A	1190	A++	6.20	7.65	432
	15x20+25+42	1.15	1.53	1.92	3.22	2.71	7.82	8.87	0.64	2.51	3.22	2.8	11.1	14.3	98	3.12	B	1255	A++	6.17	7.82	444
	15x20+25+50	1.09	1.45	1.82	3.64	2.82	8.00	9.13	0.64	2.52	3.24	2.8	11.2	14.4	98	3.17	B	1260	A++	6.15	8.00	456
	15x20+25+60	1.00	1.33	1.67	4.00	2.96	8.00	9.37	0.68	2.28	3.13	3.0	10.1	13.9	98	3.51	A	1140	A++	6.32	8.00	443
	15x20+25+7.1	0.92	1.22	1.53	4.34	3.11	8.00	9.53	0.68	2.22	3.29	3.0	9.8	14.6	98	3.60	A	1110	A++	6.35	8.00	442
	15x20+35+35	1.13	1.50	2.63	2.63	2.75	7.88	8.97	0.64	2.51	3.30	2.8	11.1	14.6	98	3.14	B	1255	A+	6.09	7.88	453
	15x20+35+42	1.07	1.43	2.50	3.00	2.85	8.00	9.18	0.64	2.58	3.45	2.8	11.4	15.3	98	3.10	B	1290	A++	6.10	8.00	460
	15x20+35+50	1.00	1.33	2.33	3.33	2.96	8.00	9.37	0.68	2.52	3.47	3.0	11.2	15.4	98	3.17	B	1260	A+	6.08	8.00	461
	15x20+35+60	0.92	1.23	2.15	3.69	3.09	8.00	9.52	0.68	2.28	3.29	3.0	10.1	14.6	98	3.51	A	1140	A++	6.27	8.00	447
	15x20+35+7.1	0.85	1.13	1.99	4.03	3.25	8.00	9.58	0.72	2.22	3.29	3.2	9.8	14.6	98	3.60	A	1110	A++	6.27	8.00	447
	15x20+42+42	1.01	1.34	2.82	2.82	2.94	8.00	9.35	0.67	2.58	3.53	3.0	11.4	15.7	98	3.10	B	1290	A++	6.10	8.00	459
	15x20+42+50	0.94	1.26	2.65	3.15	3.05	8.00	9.48	0.68	2.52	3.55	3.0	11.2	15.7	98	3.17	B	1260	A++	6.10	8.00	459
	15x20+42+60	0.88	1.17	2.45	3.50	3.19	8.00	9.57	0.72	2.28	3.29	3.2	10.1	14.6	98	3.51	A	1140	A++	6.27	8.00	447
	15x20+50+50	0.89	1.19	2.96	2.96	3.16	8.00	9.56	0.71	2.40	3.50	3.1	10.6	15.5	98	3.33	A	1200	A++	6.10	8.00	460
	15x20+50+60	0.83	1.10	2.76	3.31	3.30	8.00	9.58	0.72	2.22	3.23	3.2	9.8	14.3	98	3.60	A	1110	A++	6.27	8.00	447
	15x25+25+25	1.26	2.09	2.09	2.09	2.55	7.54	8.38	0.60	2.20	2.65	2.7	9.8	11.8	98	3.43	A	1100	A++	6.28	7.54	421
	15x25+25+35	1.17	1.94	1.94	2.72	2.68	7.77	8.80	0.60	2.45	3.14	2.7	10.9	13.9	98	3.17	B	1225	A++	6.16	7.77	442
	15x25+25+42	1.11	1.85	1.85	3.11	2.78	7.93	9.04	0.64	2.58	3.30	2.8	11.4	14.6	98	3.07	B	1290	A++	6.17	7.93	450
	15x25+25+50	1.04	1.74	1.74	3.48	2.89	8.00	9.26	0.64	2.52	3.39	2.8	11.2	15.0	98	3.17	B	1260	A++	6.15	8.00	456
	15x25+25+60	0.96	1.60	1.60	3.84	3.03	8.00	9.45	0.68	2.28	3.21	3.0	10.1	14.2	98	3.51	A	1140	A++	6.32	8.00	443
	15x25+25+7.1	0.88	1.47	1.47	4.18	3.18	8.00	9.57	0.72	2.22	3.29	3.2	9.8	14.6	98	3.60	A	1110	A++	6.35	8.00	442
	15x25+35+35	1.09	1.82	2.55	2.55	2.82	8.00	9.13	0.64	2.58	3.37	2.8	11.4	15.0	98	3.10	B	1290	A++	6.10	8.00	460
	15x25+35+42	1.03	1.71	2.39	2.87	2.92	8.00	9.30	0.67	2.58	3.53	3.0	11.4	15.7	98	3.10	B	1290	A++	6.10	8.00	459
	15x25+35+50	0.96	1.60	2.24	3.20	3.03	8.00	9.45	0.68	2.52	3.47	3.0	11.2	15.4	98	3.17	B	1260	A++	6.10	8.00	460
	15x25+35+60	0.89	1.48	2.07	3.56	3.16	8.00	9.56	0.72	2.28	3.29	3.2	10.1	14.6	98	3.51	A	1140	A++	6.27	8.00	447
	15x25+42+42	0.97	1.61	2.71	2.71	3.01	8.00	9.44	0.67	2.58	3.61	3.0	11.4	16.0	98	3.10	B	1290	A++	6.15	8.00	456
	15x25+42+50	0.91	1.52	2.55	3.03	3.12	8.00	9.54	0.71	2.52	3.55	3.1	11.2	15.7	98	3.17	B	1260	A++	6.10	8.00	459
	15x25+42+60	0.85	1.41	2.37	3.38	3.26	8.00	9.58	0.72	2.28	3.29	3.2	10.1	14.6	98	3.51	A	1140	A++	6.27	8.00	447
	15x25+50+50	0.86	1.43	2.86	2.86	3.23	8.00	9.58	0.71	2.40	3.50	3.1	10.6	15.5	98	3.33	A	1200	A++	6.10	8.00	459
	15x35+35+35	1.00	2.33	2.33	2.33	2.96	8.00	9.37	0.67	2.58	3.45	3.0	11.4	15.3	98	3.10	B	1290	A+	6.04	8.00	464
	15x35+35+42	0.94	2.20	2.20	2.65	3.05	8.00	9.48	0.67	2.58	3.61	3.0	11.4	16.0	98	3.10	B	1290	A+	6.09	8.00	460
	15x35+35+50	0.89	2.07	2.07	2.96	3.16	8.00	9.56	0.71	2.52	3.55	3.1	11.2	15.7	98	3.17	B	1260	A+	6.08	8.00	461
	15x35+35+60	0.83	1.93	1.93	3.31	3.30	8.00	9.58	0.72	2.28	3.29	3.2	10.1	14.6	98	3.51	A	1140	A++	6.20	8.00	452
	15x35+42+42	0.90	2.09	2.51	2.51	3.15	8.00	9.55	0.71	2.58	3.69	3.1	11.4	16.4	98	3.10	B	1290	A++	6.10	8.00	460
	15x35+42+50	0.85	1.97	2.37	2.82	3.26	8.00	9.58	0.71	2.53	3.64	3.1	11.2	16.1	98	3.16	B	1265	A+	6.09	8.00	460
	15x42+42+42	0.85	2.38	2.38	2.38	3.25	8.00	9.58	0.75	2.58	3.69	3.3	11.4	16.4	98	3.10	B	1290	A++	6.10	8.00	460
	20x20+20+20	1.83	1.83	1.83	1.83	2.41	7.32	7.90	0.56	2.07	2.38	2.5	9.2	10.6	98	3.54	A	1035	A++	6.31	7.32	407
	20x20+20+25	1.75	1.75	1.75	2.18	2.48	7.42	8.16	0.56	2.13	2.51	2.5	9.4	11.1	98	3.48	A	1065	A++	6.31	7.42	412
	20x20+20+35	1.61	1.61	1.61	2.82	2.61	7.65	8.62	0.60	2.26	2.86	2.7	10.0	12.7	98	3.38	A	1130	A++	6.22	7.65	431
	20x20+20+42	1.53	1.53	1.53	3.22	2.71	7.82	8.89	0.64	2.32	3.00	2.8	10.3	13.3	98	3.37	A	1160	A++	6.22	7.82	441
	20x20+20+50	1.45	1.45	1.45	3.64	2.82	8.00	9.15	0.64	2.52	3.32	2.8	11.2	14.7	98	3.17	B	1260	A++	6.18	8.00	454
	20x20+20+60	1.33	1.33	1.33	4.00	2.96	8.00	9.39	0.68	2.28	3.21	3.0	10.1	14.2	98	3.51	A	1140	A++	6.35	8.00	442
	20x20+20+7.1	1.22	1.22	1.22	4.34	3.11	8.00	9.55	0.68	2.22	3.29	3.0	9.8	14.6	98	3.60	A	1110	A++	6.35	8.00	442
	20x20+25+25	1.68	1.68	2.09	2.09	2.55	7.54	8.40	0.60	2.20	2.72	2.7	9.8	12.1	98	3.43	A	1100	A++	6.31	7.54	418
	20x20+25+35	1.55	1.55	1.94	2.72	2.68	7.77	8.82	0.60	2.45	3.14	2.7	10.9	13.9	98	3.17	B	1225	A++	6.25	7.77	436
	20x20+25+42	1.48	1.48	1.85	3.11	2.78	7.93	9.06	0.64	2.58	3.30	2.8	11.4	14.6	98	3.07	B	1290	A++	6.23	7.93	446
	20x20+25+50	1.39	1.39	1.74	3.48	2.89	8.00	9.28	0.64	2.52	3.39	2.8	11.2	15.0	98	3.17	B	1260	A++	6.24	8.00	449
	20x20+25+60	1.28	1.28	1.60	3.84	3.03	8.00	9.47	0.68	2.28	3.21	3.0	10.1	14.2	98	3.51	A	1140	A++	6.35	8.00	442
	20x20+25+7.1	1.18	1.18	1.47	4.18	3.18	8.00	9.59	0.72	2.22	3.29	3.2	9.8	14.6	98	3.60	A	1110	A++	6.35	8.00	442
	20x20+35+35	1.45	1.45	2.55	2.55	2.82	8.00	8.96	0.64	2.58	3.22	2.8	11.4	14.3	98	3.10	B	1290	A++	6.17	8.00	454
	20x20+35+42	1.37	1.37	2.39	2.87	2.92	8.00	9.32	0.67	2.58	3.53	3.0	11.4	15.7	98	3.10	B	1290	A++	6.17	8.00	454
	20x20+35+50	1.28	1.28	2.24	3.20	3.03	8.00	9.47	0.68	2.52	3.55	3.0	11.2	15.7	98	3.17	B	1260	A++	6.17	8.00	454
	20x20+35+60	1.19	1.19	2.07	3.56	3.16	8.00	9.58	0.72	2.28	3.29	3.2	10.1	14.6	98	3.51	A	1140	A++	6.27	8.00	447
	20x20+42+42	1.29	1.29	2.71	2.71	3.01	8.00	9.46	0.67	2.58	3.61	3.0	11.4	16.0	98	3.10	B	1290	A++	6.18	8.00	454
	20x20+42+50	1.21	1.21	2.55	3.03	3.12	8.00	9.56	0.71	2.52	3.55	3.1	11.2	15.7	98	3.17	B	1260	A++	6.17	8.00	454
	20x20+42+60	1.13	1.13	2.37	3.38	3.26	8.00	9.60	0.72	2.28	3.29	3.2	10.1	14.6	98	3.51	A	1140	A++	6.27	8.00	447
	20x20+50+50	1.14	1.14	2.86	2.86	3.23	8.00	9.60	0.71	2.44	3.50	3.1	10.8	15.5	98	3.28	A	1220	A++	6.17	8.00	454
	20x25+25+25	1.61	2.01	2.01	2.01	2.61	7.65	8.62	0.60	2.26	2.85	2.7	10.0	12.6	98	3.38	A	1130	A++	6.30	7.6	

## COOLING

OUTDOOR UNIT	INDOOR UNIT	COOLING CAPACITY (kW)				TOTAL CAPACITY (kW)			POWER INPUT COOLING (kW)			TOTAL CURRENT (A)			POWER FACTOR (%)	EER	ENERGY LABEL	AEC (kWh)	Seasonal data			
		A ROOM	B ROOM	C ROOM	D ROOM	Min.	Nom.	Max.	Min.	Nom.	Max.	Min.	Nom.	Max.					label	SEER	Pdesign	AEC
4MXS80E3V3B	25+25+35+50	1,48	1,48	2,07	2,96	3,16	8,00	9,58	0,71	2,52	3,63	3,1	11,2	16,1	98	3,17	B	1260	A++	6.18	8.00	454
	25+25+35+60	1,38	1,38	1,93	3,31	3,30	8,00	9,60	0,72	2,28	3,29	3,2	10,1	14,6	98	3,51	A	1140	A++	6.27	8.00	447
	25+25+42+42	1,49	1,49	2,51	2,51	3,15	8,00	9,57	0,71	2,58	3,69	3,1	11,4	16,4	98	3,10	B	1290	A++	6.18	8.00	454
	25+25+42+50	1,41	1,41	2,37	2,82	3,26	8,00	9,60	0,71	2,52	3,63	3,1	11,2	16,1	98	3,17	B	1260	A++	6.18	8.00	454
	25+35+35+35	1,54	2,15	2,15	2,15	3,09	8,00	9,35	0,71	2,58	3,30	3,1	11,4	14,6	98	3,10	B	1290	A++	6.11	8.00	459
	25+35+35+42	1,46	2,04	2,04	2,45	3,19	8,00	9,59	0,71	2,58	3,77	3,1	11,4	16,7	98	3,10	B	1290	A++	6.11	8.00	459
	25+35+35+50	1,38	1,93	1,93	2,76	3,30	8,00	9,60	0,75	2,52	3,63	3,3	11,2	16,1	98	3,17	B	1260	A++	6.11	8.00	459
	25+35+42+42	1,39	1,94	2,33	2,33	3,29	8,00	9,60	0,75	2,58	3,77	3,3	11,4	16,7	98	3,10	B	1290	A++	6.11	8.00	459
	35+35+35+35	2,00	2,00	2,00	2,00	3,23	8,00	9,60	0,71	2,58	3,77	3,1	11,4	16,7	98	3,10	B	1290	A+	6.04	8.00	464

- Notes: 1. Cooling capacity is based on 27°CDB/19°CWB (Indoor temperature). 35°CDB (Outdoor temperature).  
 Heating capacity is based on 20°CDB (Indoor temperature). 7°CDB/6°CWB (Outdoor temperature).  
 2. The total ability of connected a indoor unit is up to 14.5kW.  
 3. It is impossible to connect the indoor unit for one room only.  
 4. The above is the value for connecting with the following indoor units.  
 1.5, 2.0, 2.5, 3.5, 4.2, 5.0 kW class; wall mounted K series  
 6.0, 7.1 kW class; wall mounted G series

# HEATING

OUTDOOR UNIT	INDOOR UNIT	HEATING CAPACITY (kW)				TOTAL CAPACITY (kW)			POWER INPUT COOLING (kW)			TOTAL CURRENT (A)			POWER FACTOR (%)	COP	ENERGY LABEL	Seasonal data				
		A ROOM	B ROOM	C ROOM	D ROOM	Min.	Nom.	Max.	Min.	Nom.	Max.	Min.	Nom.	Max.				label	SCOP	Pdesign	AEC	Back-up heater capacity at -10°C
4MXS80E3V3B	1.5+1.5	1.83	1.83	---	---	1.42	3.66	5.36	0.44	0.89	1.31	2.0	3.9	5.8	98	4.11	A	A	3.87	3.37	1219	0.64
	1.5+2.0	1.83	2.44	---	---	1.48	4.27	5.36	0.44	1.01	1.31	2.0	4.5	5.8	98	4.23	A	A	3.85	3.42	1243	0.62
	1.5+2.5	1.83	3.05	---	---	1.62	4.88	7.09	0.48	1.17	1.90	2.1	5.2	8.4	98	4.17	A	A	3.84	3.44	1255	0.64
	1.5+3.5	1.83	4.26	---	---	1.90	6.09	7.23	0.55	1.64	2.08	2.4	7.3	9.2	98	3.71	A	A	3.85	3.72	1353	0.71
	1.5+4.2	1.83	5.12	---	---	2.10	6.95	8.28	0.59	1.95	2.56	2.6	8.7	11.4	98	3.56	B	A	3.83	3.75	1372	0.67
	1.5+5.0	1.83	6.09	---	---	2.33	7.92	8.72	0.53	2.10	2.42	2.4	9.3	10.7	98	3.77	A	A	3.81	3.68	1354	0.67
	1.5+6.0	1.79	7.14	---	---	2.61	8.93	9.67	0.55	2.30	2.64	2.4	10.2	11.7	98	3.88	A	A	3.85	4.15	1508	0.80
	1.5+7.1	1.67	7.93	---	---	2.90	9.60	9.90	0.58	2.48	2.63	2.6	11.0	11.7	98	3.87	A	A	3.84	4.35	1588	0.80
	2.0+2.0	2.44	2.44	---	---	1.62	4.88	6.55	0.34	1.17	1.74	1.5	5.2	7.7	98	4.17	A	A	3.84	3.47	1266	0.67
	2.0+2.5	2.44	3.05	---	---	1.76	5.49	6.85	0.37	1.34	1.82	1.6	5.9	8.1	98	4.10	A	A	3.82	3.50	1282	0.63
	2.0+3.5	2.44	4.26	---	---	2.05	6.70	7.35	0.43	1.86	2.13	1.9	8.3	9.4	98	3.60	A	A	3.84	3.80	1386	0.72
	2.0+4.2	2.44	5.11	---	---	2.24	7.55	8.53	0.47	2.22	2.56	2.1	9.8	11.4	98	3.40	B	A	3.84	3.83	1397	0.75
	2.0+5.0	2.44	6.09	---	---	2.47	8.53	8.72	0.55	2.32	2.42	2.4	10.3	10.7	98	3.68	A	A	3.83	3.76	1374	0.68
	2.0+6.0	2.32	6.95	---	---	2.74	9.27	9.67	0.57	2.44	2.64	2.5	10.8	11.7	98	3.80	A	A	3.85	4.25	1548	0.83
	2.0+7.1	2.11	7.49	---	---	3.04	9.60	10.36	0.61	2.48	2.89	2.7	11.0	12.8	98	3.87	A	A	3.87	4.47	1619	0.85
	2.5+2.5	3.04	3.04	---	---	1.90	6.08	7.16	0.41	1.69	2.14	1.8	7.5	9.5	98	3.60	B	A	3.82	3.53	1293	0.66
	2.5+3.5	3.05	4.26	---	---	2.19	7.31	8.53	0.55	2.13	2.67	2.4	9.4	11.8	98	3.43	B	A	3.82	3.84	1407	0.69
	2.5+4.2	3.04	5.12	---	---	2.39	8.16	9.01	0.57	2.46	2.90	2.5	10.9	12.9	98	3.32	C	A	3.82	3.87	1417	0.72
	2.5+5.0	2.98	5.95	---	---	2.61	8.93	9.31	0.57	2.52	2.72	2.5	11.2	12.1	98	3.54	B	A	3.84	3.80	1386	0.72
	2.5+6.0	2.82	6.78	---	---	2.88	9.60	10.10	0.59	2.65	2.94	2.6	11.8	13.0	98	3.62	A	A	3.84	4.31	1571	0.82
	2.5+7.1	2.50	7.10	---	---	3.17	9.60	10.36	0.63	2.51	2.93	2.8	11.1	13.0	98	3.82	A	A	3.86	4.53	1642	0.84
	3.5+3.5	4.26	4.26	---	---	2.47	8.52	9.18	0.59	2.70	3.04	2.6	12.0	13.5	98	3.16	D	A	3.84	4.25	1551	0.83
	3.5+4.2	4.11	4.94	---	---	2.66	9.05	9.77	0.61	2.98	3.47	2.7	13.2	15.4	98	3.04	D	A	3.83	4.30	1572	0.81
	3.5+5.0	3.95	5.65	---	---	2.88	9.60	9.92	0.62	2.77	2.93	2.8	12.3	13.0	98	3.47	B	A	3.83	4.20	1535	0.78
	3.5+6.0	3.54	6.06	---	---	3.15	9.60	10.34	0.61	2.49	2.90	2.7	11.0	12.9	98	3.86	A	A	3.86	4.84	1756	0.89
	3.5+7.1	3.17	6.43	---	---	3.45	9.60	10.37	0.67	2.43	2.84	3.0	10.8	12.6	98	3.95	A	A	3.89	5.11	1841	0.97
	4.2+4.2	4.78	4.78	---	---	2.85	9.55	9.60	0.63	2.65	2.65	2.8	11.8	11.8	98	3.60	A	A	3.82	4.34	1591	0.79
	4.2+5.0	4.38	5.22	---	---	3.07	9.60	10.12	0.64	2.61	2.87	2.8	11.6	12.7	98	3.68	A	A	3.84	4.25	1551	0.83
	4.2+6.0	3.95	5.65	---	---	3.34	9.60	10.35	0.65	2.44	2.84	2.9	10.8	12.6	98	3.93	A	A	3.90	4.90	1762	0.95
	4.2+7.1	3.57	6.03	---	---	3.63	9.60	10.38	0.70	2.43	2.83	3.1	10.8	12.6	98	3.95	A	A	3.88	5.17	1865	0.96
	5.0+5.0	4.80	4.80	---	---	3.28	9.60	10.24	0.67	2.52	2.83	3.0	11.2	12.6	98	3.81	A	A	3.84	4.15	1512	0.80
	5.0+6.0	4.36	5.24	---	---	3.55	9.60	10.47	0.66	2.40	2.80	2.9	10.6	12.4	98	4.00	A	A	3.87	4.78	1728	0.89
	5.0+7.1	3.97	5.63	---	---	3.85	9.60	10.50	0.70	2.38	2.79	3.1	10.6	12.4	98	4.03	A	A	3.89	5.04	1816	0.96
	6.0+6.0	4.80	4.80	---	---	3.82	9.60	10.70	0.67	2.32	2.77	3.0	10.3	12.3	98	4.14	A	A	3.92	5.56	1987	1.04
	6.0+7.1	4.40	5.20	---	---	4.12	9.60	10.73	0.71	2.31	2.76	3.1	10.2	12.2	98	4.16	A	A	3.93	5.88	2097	1.12
	7.1+7.1	4.80	4.80	---	---	4.42	9.60	10.77	0.78	2.25	2.70	3.5	10.0	12.0	98	4.27	A	A	3.95	6.23	2208	1.18
	1.5+1.5+1.5	1.83	1.83	1.83	---	1.76	5.49	7.22	0.43	1.16	1.71	1.9	5.1	7.6	98	4.73	A	A	3.83	4.23	1547	0.81
	1.5+1.5+2.0	1.83	1.83	2.44	---	1.90	6.09	7.22	0.44	1.34	1.71	2.0	5.9	7.6	98	4.54	A	A	3.84	4.35	1585	0.80
	1.5+1.5+2.5	1.83	1.83	3.05	---	2.05	6.70	7.29	0.46	1.52	1.71	2.0	6.7	7.6	98	4.41	A	A	3.86	4.40	1598	0.84
	1.5+1.5+3.5	1.83	1.83	4.26	---	2.33	7.92	9.03	0.50	1.90	2.30	2.2	8.4	10.2	98	4.17	A	A	3.87	4.95	1789	0.94
	1.5+1.5+4.2	1.82	1.82	5.09	---	2.53	8.72	9.03	0.52	2.20	2.29	2.3	9.8	10.2	98	3.96	A	A	3.87	5.01	1811	0.93
	1.5+1.5+5.0	1.74	1.74	5.79	---	2.74	9.27	9.99	0.53	2.25	2.54	2.4	10.0	11.3	98	4.12	A	A	3.88	4.89	1766	0.94
	1.5+1.5+6.0	1.60	1.60	6.40	---	3.01	9.60	10.71	0.54	2.27	2.72	2.4	10.1	12.1	98	4.23	A	A	3.89	5.70	2052	1.06
	1.5+1.5+7.1	1.43	1.43	6.75	---	3.31	9.60	10.74	0.57	2.26	2.71	2.5	10.0	12.0	98	4.25	A	A	3.94	6.03	2145	1.15
	1.5+2.0+2.0	1.83	2.44	2.44	---	2.05	6.70	7.22	0.46	1.52	1.71	2.0	6.7	7.6	98	4.41	A	A	3.84	4.47	1630	0.85
	1.5+2.0+2.5	1.83	2.44	3.05	---	2.19	7.31	8.41	0.48	1.71	2.12	2.1	7.6	9.4	98	4.27	A	A	3.84	4.53	1654	0.84
	1.5+2.0+3.5	1.83	2.44	4.27	---	2.47	8.53	9.03	0.52	2.11	2.30	2.3	9.4	10.2	98	4.04	A	A	3.87	5.10	1846	0.96
	1.5+2.0+4.2	1.76	2.35	4.94	---	2.66	9.06	9.69	0.54	2.29	2.58	2.4	10.2	11.4	98	3.96	A	A	3.86	5.16	1871	0.95
1.5+2.0+5.0	1.69	2.26	5.65	---	2.88	9.60	9.99	0.55	2.39	2.54	2.4	10.6	11.3	98	4.02	A	A	3.88	5.03	1817	0.95	
1.5+2.0+6.0	1.52	2.02	6.06	---	3.15	9.60	10.71	0.56	2.27	2.72	2.5	10.1	12.1	98	4.23	A	A	3.93	5.87	2094	1.11	
1.5+2.0+7.1	1.36	1.81	6.43	---	3.45	9.60	10.74	0.60	2.26	2.71	2.7	10.0	12.0	98	4.25	A	A	3.93	6.22	2214	1.17	
1.5+2.5+2.5	1.83	3.05	3.05	---	2.33	7.92	8.93	0.50	1.94	2.30	2.2	8.6	10.2	98	4.08	A	A	3.83	4.59	1677	0.84	
1.5+2.5+3.5	1.79	2.98	4.17	---	2.61	8.93	9.68	0.54	2.25	2.58	2.4	10.0	11.4	98	3.97	A	A	3.87	5.18	1876	0.97	
1.5+2.5+4.2	1.72	2.87	4.82	---	2.80	9.41	9.69	0.56	2.43	2.58	2.5	10.8	11.4	98	3.87	A	A	3.89	5.24	1886	0.97	
1.5+2.5+5.0	1.60	2.67	5.33	---	3.01	9.60	10.48	0.57	2.39	2.80	2.5	10.6	12.4	98	4.02	A	A	3.87	5.11	1849	0.97	
1.5+2.5+6.0	1.44	2.40	5.76	---	3.28	9.60	10.71	0.58	2.27	2.72	2.6	10.1	12.1	98	4.23	A	A	3.94	5.96	2119	1.14	
1.5+2.5+7.1	1.30	2.16	6.14	---	3.58	9.60	10.74	0.62	2.26	2.71	2.8	10.0	12.0	98	4.25	A	A	3.94	6.23	2215	1.18	
1.5+3.5+3.5	1.69	3.95	3.95	---	2.88	9.60	9.89	0.59	2.43	2.58	2.6	10.8	11.4	98	3.95	A	A	3.92	5.87	2098	1.11	
1.5+3.5+4.2	1.57	3.65	4.38	---	3.07	9.60	10.36	0.61	2.43	2.84	2.7	10.8	12.6	98	3.95	A	A	3.92	5.94	2121	1.12	
1.5+3.5+5.0	1.44	3.36	4.80	---	3.28	9.60	10.49	0.61	2.39	2.79	2.7	10.6	12.4	98	4.02	A	A	3.91	5.79	2074	1.09	
1.5+3.5+6.0	1.31	3.05	5.24	---	3.55	9.60	10.72	0.62	2.27	2.72	2.8	10.1	12.1	98	4.23	A	A	3.97	6.23	2200	1.18	
1.5+3.5+7.1	1.19	2.78	5.63	---	3.85	9.60	10.75	0.66	2.26	2.70	2.9	10.0	12.0	98	4.25	A	A+	4.00	6.23	2181	1.17	
1.5+4.2+4.2	1.45	4.07	4.07	---	3.26	9.60	10.37	0.63	2.43	2.84	2.8	10.8</										



HEATING

OUTDOOR UNIT	INDOOR UNIT	HEATING CAPACITY (kW)				TOTAL CAPACITY (kW)			POWER INPUT COOLING (kW)			TOTAL CURRENT (A)			POWER FACTOR (%)	COP	ENERGY LABEL	Seasonal data				
		A ROOM	B ROOM	C ROOM	D ROOM	Min.	Nom.	Max.	Min.	Nom.	Max.	Min.	Nom.	Max.				label	SCOP	Pdesign	AEC	Back-up heater capacity at -10°C
4MXS80E3VB3	20+3S+3S	2.14	3.73	3.73	---	3.01	9.60	10.35	0.59	2.43	2.84	2.6	10.8	12.6	98	3.95	A	A	3.93	6.05	2155	1.17
	20+3S+4.2	1.99	3.46	4.15	---	3.20	9.60	10.36	0.63	2.43	2.84	2.8	10.8	12.6	98	3.95	A	A	3.94	6.13	2179	1.20
	20+3S+5.0	1.83	3.20	4.57	---	3.42	9.60	10.49	0.63	2.39	2.80	2.8	10.6	12.4	98	4.02	A	A	3.93	5.97	2126	1.15
	20+3S+6.0	1.67	2.92	5.01	---	3.69	9.60	10.72	0.64	2.27	2.72	2.8	10.1	12.1	98	4.23	A	A+	4.00	6.23	2180	1.17
	20+3S+7.1	1.52	2.67	5.41	---	3.99	9.60	10.75	0.69	2.26	2.70	3.1	10.0	12.0	98	4.25	A	A+	4.03	6.23	2166	1.17
	20+4.2+4.2	1.84	3.88	3.88	---	3.39	9.60	10.37	0.65	2.43	2.84	2.9	10.8	12.6	98	3.95	A	A	3.94	6.20	2205	1.21
	20+4.2+5.0	1.71	3.60	4.29	---	3.61	9.60	10.49	0.68	2.39	2.79	3.0	10.6	12.4	98	4.02	A	A	3.93	6.04	2152	1.16
	20+4.2+6.0	1.58	3.30	4.72	---	3.88	9.60	10.72	0.67	2.27	2.71	3.0	10.1	12.0	98	4.23	A	A+	4.00	6.23	2180	1.17
	20+4.2+7.1	1.45	3.03	5.12	---	4.18	9.60	10.76	0.73	2.26	2.70	3.2	10.0	12.0	98	4.25	A	A+	4.04	6.23	2161	1.17
	20+5.0+5.0	1.60	4.00	4.00	---	3.82	9.60	10.62	0.68	2.30	2.75	3.0	10.2	12.2	98	4.17	A	A	3.92	5.88	2100	1.12
	20+5.0+6.0	1.48	3.69	4.43	---	4.09	9.60	10.85	0.69	2.18	2.72	3.1	9.7	12.1	98	4.40	A	A	3.97	6.23	2198	1.18
	20+5.0+7.1	1.37	3.40	4.83	---	4.39	9.60	10.88	0.74	2.17	2.71	3.3	9.6	12.0	98	4.42	A	A+	4.00	6.23	2179	1.17
	20+6.0+6.0	1.38	4.11	4.11	---	4.36	9.60	11.08	0.70	2.11	2.64	3.1	9.4	11.7	98	4.55	A	A+	4.08	6.23	2141	1.17
	25+2S+2.5	2.97	2.97	2.97	---	2.61	8.91	9.88	0.54	2.34	2.74	2.4	10.4	12.2	98	3.81	A	A	3.87	4.79	1736	0.90
	25+2S+3.5	2.82	2.82	3.96	---	2.88	9.60	10.12	0.59	2.53	2.79	2.6	11.2	12.4	98	3.79	A	A	3.89	5.41	1949	1.02
	25+2S+4.2	2.61	2.61	4.38	---	3.07	9.60	10.60	0.61	2.53	3.05	2.7	11.2	13.5	98	3.79	A	A	3.90	5.48	1965	1.02
	25+2S+5.0	2.40	2.40	4.80	---	3.28	9.60	10.48	0.61	2.39	2.80	2.7	10.6	12.4	98	4.02	A	A	3.89	5.34	1925	1.01
	25+2S+6.0	2.18	2.18	5.24	---	3.55	9.60	10.71	0.62	2.27	2.72	2.8	10.1	12.1	98	4.23	A	A	3.94	6.23	2217	1.18
	25+2S+7.1	1.98	1.98	5.64	---	3.85	9.60	10.74	0.66	2.26	2.71	2.9	10.0	12.0	98	4.25	A	A	3.97	6.23	2197	1.18
	25+3S+3.5	2.52	3.54	3.54	---	3.15	9.60	10.35	0.61	2.43	2.84	2.7	10.8	12.6	98	3.95	A	A	3.93	6.14	2189	1.15
	25+3S+4.2	2.36	3.29	3.95	---	3.34	9.60	10.36	0.65	2.43	2.84	2.9	10.8	12.6	98	3.95	A	A	3.93	6.22	2217	1.17
	25+3S+5.0	2.19	3.05	4.36	---	3.55	9.60	10.49	0.66	2.39	2.80	2.9	10.6	12.4	98	4.02	A	A	3.93	6.06	2157	1.18
	25+3S+6.0	2.00	2.80	4.80	---	3.82	9.60	10.72	0.67	2.27	2.72	3.0	10.1	12.1	98	4.23	A	A+	4.01	6.23	2178	1.17
	25+3S+7.1	1.84	2.56	5.20	---	4.12	9.60	10.75	0.71	2.26	2.70	3.1	10.0	12.0	98	4.25	A	A+	4.04	6.23	2161	1.17
	25+4.2+4.2	2.20	3.70	3.70	---	3.53	9.60	10.37	0.68	2.43	2.84	3.0	10.8	12.6	98	3.95	A	A	3.93	6.23	2219	1.18
	25+4.2+5.0	2.06	3.45	4.09	---	3.74	9.60	10.49	0.70	2.39	2.79	3.1	10.6	12.4	98	4.02	A	A	3.94	6.13	2179	1.20
	25+4.2+6.0	1.90	3.17	4.53	---	4.01	9.60	10.72	0.69	2.27	2.71	3.1	10.1	12.0	98	4.23	A	A+	4.00	6.23	2181	1.17
	25+4.2+7.1	1.75	2.92	4.93	---	4.31	9.60	10.76	0.76	2.26	2.70	3.4	10.0	12.0	98	4.25	A	A+	4.07	6.23	2146	1.17
	25+5.0+5.0	1.92	3.84	3.84	---	3.96	9.60	10.62	0.71	2.30	2.75	3.1	10.2	12.2	98	4.17	A	A	3.93	5.97	2126	1.15
	25+5.0+6.0	1.77	3.56	4.27	---	4.23	9.60	10.85	0.72	2.18	2.72	3.2	9.7	12.1	98	4.40	A	A+	4.00	6.23	2180	1.17
	25+6.0+6.0	1.66	3.97	3.97	---	4.50	9.60	11.08	0.72	2.11	2.64	3.2	9.4	11.7	98	4.55	A	A+	4.10	6.23	2125	1.16
	35+3S+3.5	3.20	3.20	3.20	---	3.42	9.60	10.36	0.65	2.43	2.84	2.9	10.8	12.6	98	3.95	A	A	3.99	6.23	2184	1.17
	35+3S+4.2	3.00	3.00	3.60	---	3.61	9.60	10.37	0.70	2.43	2.84	3.1	10.8	12.6	98	3.95	A	A+	4.00	6.23	2184	1.17
	35+3S+5.0	2.80	2.80	4.00	---	3.82	9.60	10.49	0.70	2.39	2.79	3.1	10.6	12.4	98	4.02	A	A	3.96	6.23	2202	1.18
	35+3S+6.0	2.58	2.58	4.44	---	4.09	9.60	10.72	0.71	2.27	2.71	3.1	10.1	12.0	98	4.23	A	A+	4.07	6.23	2144	1.17
	35+3S+7.1	2.38	2.38	4.84	---	4.39	9.60	10.76	0.76	2.26	2.70	3.4	10.0	12.0	98	4.25	A	A+	4.11	6.22	2119	1.21
	35+4.2+4.2	2.82	3.39	3.39	---	3.80	9.60	10.38	0.72	2.43	2.83	3.2	10.8	12.6	98	3.95	A	A+	4.00	6.23	2182	1.17
	35+4.2+5.0	2.65	3.17	3.78	---	4.01	9.60	10.50	0.75	2.39	2.79	3.3	10.6	12.4	98	4.02	A	A	3.99	6.23	2189	1.17
	35+4.2+6.0	2.45	2.94	4.21	---	4.28	9.60	10.73	0.74	2.26	2.71	3.3	10.0	12.0	98	4.25	A	A+	4.07	6.23	2143	1.16
	35+5.0+5.0	2.48	3.56	3.56	---	4.23	9.60	10.63	0.76	2.30	2.75	3.4	10.2	12.2	98	4.17	A	A	3.96	6.23	2203	1.18
	35+5.0+6.0	2.32	3.31	3.97	---	4.50	9.60	10.86	0.77	2.18	2.72	3.4	9.7	12.1	98	4.40	A	A+	4.06	6.23	2149	1.17
	42+4.2+4.2	3.20	3.20	3.20	---	3.99	9.60	10.38	0.75	2.42	2.83	3.3	10.7	12.6	98	3.97	A	A+	4.00	6.23	2183	1.17
	42+4.2+5.0	3.01	3.01	3.58	---	4.20	9.60	10.51	0.78	2.38	2.79	3.5	10.6	12.4	98	4.03	A	A+	4.00	6.23	2184	1.17
	42+4.2+6.0	2.80	2.80	4.00	---	4.47	9.60	10.74	0.79	2.26	2.71	3.5	10.0	12.0	98	4.25	A	A+	4.10	6.23	2129	1.16
	42+5.0+5.0	2.84	3.38	3.38	---	4.42	9.60	10.64	0.81	2.29	2.74	3.6	10.2	12.2	98	4.19	A	A	3.96	6.23	2202	1.18
	15+15+15+1.5	1.83	1.83	1.83	1.83	2.19	7.31	8.47	0.41	1.64	2.00	1.8	7.3	8.9	98	4.46	A	A	3.92	5.84	2085	1.14
	15+15+15+2.0	1.83	1.83	1.83	2.44	2.33	7.92	9.04	0.42	1.83	2.22	1.9	8.1	9.8	98	4.33	A	A	3.92	6.02	2149	1.14
	15+15+15+2.5	1.83	1.83	1.83	3.05	2.47	8.53	9.13	0.44	2.00	2.22	2.0	8.9	9.8	98	4.27	A	A	3.93	6.11	2176	1.18
	15+15+15+3.5	1.74	1.74	1.74	4.06	2.74	9.27	10.18	0.48	2.17	2.51	2.1	9.6	11.1	98	4.27	A	A+	4.00	6.23	2194	1.17
	15+15+15+4.2	1.66	1.66	1.66	4.63	2.93	9.60	10.73	0.51	2.26	2.71	2.3	10.0	12.0	98	4.25	A	A	3.99	6.23	2185	1.17
15+15+15+5.0	1.52	1.52	1.52	5.05	3.15	9.60	10.86	0.52	2.18	2.72	2.3	9.7	12.1	98	4.40	A	A	3.97	6.23	2195	1.18	
15+15+15+6.0	1.37	1.37	1.37	5.49	3.42	9.60	11.09	0.52	2.10	2.64	2.3	9.3	11.7	98	4.57	A	A+	4.09	6.23	2135	1.17	
15+15+15+7.1	1.24	1.24	1.24	5.88	3.72	9.60	11.12	0.56	2.09	2.63	2.5	9.3	11.7	98	4.59	A	A+	4.13	6.22	2109	1.21	
15+15+20+2.0	1.83	1.83	2.44	2.44	2.47	8.53	9.04	0.44	2.04	2.22	2.0	9.1	9.8	98	4.18	A	A	3.95	6.20	2198	1.21	
15+15+20+2.5	1.79	1.79	2.38	2.98	2.61	8.93	9.87	0.46	2.13	2.51	2.0	9.4	11.1	98	4.19	A	A	3.95	6.23	2211	1.18	
15+15+20+3.5	1.69	1.69	2.26	3.95	2.88	9.60	10.18	0.52	2.27	2.51	2.3	10.1	11.1	98	4.23	A	A+	4.02	6.23	2172	1.17	
15+15+20+4.2	1.57	1.57	2.09	4.38	3.07	9.60	10.73	0.53	2.26	2.71	2.4	10.0	12.0	98	4.25	A	A+	4.02	6.23	2170	1.17	
15+15+20+5.0	1.44	1.44	1.92	4.80	3.28	9.60	10.86	0.54	2.18	2.72	2.4	9.7	12.1	98	4.40	A	A+	4.02	6.23	2172	1.17	
15+15+20+6.0	1.31	1.31	1.75	5.24	3.55	9.60	11.09	0.54	2.10	2.64	2.4	9.3	11.7	98	4.57	A	A+	4.11	6.23	2121	1.16	
15+15+20+7.1	1.19	1.19	1.59	5.63	3.85	9.60	11.12	0.58	2.09	2.63	2.6	9.3	11.7	98	4.59	A	A+	4.14	6.22	2102	1.21	
15+15+25+2.5	1.74	1.74	2.90	2.90	2.74	9.27	10.17	0.48	2.18	2.51	2.1	9.7	11.1	98	4.25	A	A	3.95	6.23			

## HEATING

OUTDOOR UNIT	INDOOR UNIT	HEATING CAPACITY (kW)				TOTAL CAPACITY (kW)			POWER INPUT COOLING (kW)			TOTAL CURRENT (A)			POWER FACTOR (%)	COP	ENERGY LABEL	Seasonal data				
		A ROOM	B ROOM	C ROOM	D ROOM	Min.	Nom.	Max.	Min.	Nom.	Max.	Min.	Nom.	Max.				label	SCOP	Pdesign	AEC	Back-up heater capacity at -10°C
4MXS80E3VB3	15+20+20+7.1	1.14	1.52	1.52	5.41	3.99	9.60	11.12	0.62	2.09	2.63	2.8	9.3	11.7	98	4.59	A	A+	4.17	6.22	2089	1.20
	15+20+25+25	1.69	2.26	2.82	2.82	2.88	9.60	10.17	0.52	2.27	2.51	2.3	10.1	11.1	98	4.23	A	A	3.98	6.23	2194	1.18
	15+20+25+35	1.52	2.02	2.53	3.54	3.15	9.60	10.72	0.56	2.27	2.71	2.5	10.1	12.0	98	4.23	A	A+	4.03	6.23	2166	1.17
	15+20+25+42	1.41	1.88	2.35	3.95	3.34	9.60	10.73	0.58	2.26	2.71	2.6	10.0	12.0	98	4.25	A	A+	4.03	6.23	2165	1.17
	15+20+25+50	1.31	1.75	2.18	4.36	3.55	9.60	10.86	0.60	2.18	2.72	2.7	9.7	12.1	98	4.40	A	A+	4.02	6.23	2168	1.17
	15+20+25+60	1.20	1.60	2.00	4.80	3.82	9.60	11.09	0.59	2.10	2.64	2.6	9.3	11.7	98	4.57	A	A+	4.14	6.22	2104	1.21
	15+20+25+7.1	1.10	1.47	1.83	5.20	4.12	9.60	11.12	0.65	2.09	2.63	2.9	9.3	11.7	98	4.59	A	A+	4.20	6.22	2074	1.20
	15+20+35+35	1.37	1.83	3.20	3.20	3.42	9.60	10.73	0.60	2.26	2.71	2.7	10.0	12.0	98	4.25	A	A+	4.12	6.22	2113	1.21
	15+20+35+42	1.29	1.71	3.00	3.60	3.61	9.60	10.74	0.62	2.26	2.71	2.8	10.0	12.0	98	4.25	A	A+	4.13	6.22	2108	1.21
	15+20+35+50	1.20	1.60	2.80	4.00	3.82	9.60	10.86	0.64	2.17	2.71	2.8	9.6	12.0	98	4.42	A	A+	4.12	6.22	2113	1.21
	15+20+35+60	1.11	1.48	2.58	4.43	4.09	9.60	11.09	0.65	2.10	2.63	2.9	9.3	11.7	98	4.57	A	A+	4.22	6.22	2065	1.20
	15+20+35+7.1	1.02	1.36	2.38	4.83	4.39	9.60	11.13	0.69	2.09	2.62	3.1	9.3	11.6	98	4.59	A	A+	4.26	6.22	2047	1.19
	15+20+42+42	1.21	1.61	3.39	3.39	3.80	9.60	10.75	0.66	2.26	2.70	2.9	10.0	12.0	98	4.25	A	A+	4.14	6.22	2106	1.21
	15+20+42+50	1.13	1.51	3.17	3.78	4.01	9.60	10.87	0.67	2.17	2.71	3.0	9.6	12.0	98	4.42	A	A+	4.12	6.22	2113	1.21
	15+20+42+60	1.05	1.40	2.94	4.20	4.28	9.60	11.10	0.67	2.10	2.63	3.0	9.3	11.7	98	4.57	A	A+	4.21	6.22	2067	1.20
	15+20+50+50	1.07	1.42	3.56	3.56	4.23	9.60	11.00	0.69	2.13	2.67	3.1	9.4	11.8	98	4.51	A	A+	4.11	6.23	2125	1.16
	15+20+50+60	0.99	1.32	3.31	3.97	4.50	9.60	11.23	0.70	2.01	2.59	3.1	8.9	11.5	98	4.78	A	A+	4.21	6.22	2067	1.20
	15+25+25+25	1.60	2.67	2.67	2.67	3.01	9.60	10.71	0.54	2.27	2.72	2.4	10.1	12.1	98	4.23	A	A	3.98	6.23	2192	1.18
	15+25+25+35	1.44	2.40	2.40	3.36	3.28	9.60	10.72	0.58	2.27	2.71	2.6	10.1	12.0	98	4.23	A	A+	4.03	6.23	2165	1.17
	15+25+25+42	1.35	2.24	2.24	3.77	3.47	9.60	10.73	0.60	2.26	2.71	2.7	10.0	12.0	98	4.25	A	A+	4.07	6.23	2142	1.17
	15+25+25+50	1.25	2.09	2.09	4.17	3.69	9.60	10.86	0.62	2.18	2.72	2.8	9.7	12.1	98	4.40	A	A+	4.03	6.23	2167	1.17
	15+25+25+60	1.15	1.92	1.92	4.61	3.96	9.60	11.09	0.61	2.10	2.64	2.7	9.3	11.7	98	4.57	A	A+	4.14	6.22	2102	1.20
	15+25+25+7.1	1.06	1.76	1.76	5.01	4.26	9.60	11.12	0.67	2.09	2.63	3.0	9.3	11.7	98	4.59	A	A+	4.20	6.22	2074	1.20
	15+25+35+35	1.31	2.18	3.05	3.05	3.55	9.60	10.73	0.62	2.26	2.71	2.8	10.0	12.0	98	4.25	A	A+	4.13	6.22	2108	1.21
	15+25+35+42	1.23	2.05	2.87	3.45	3.74	9.60	10.74	0.64	2.26	2.71	2.8	10.0	12.0	98	4.25	A	A+	4.14	6.22	2106	1.21
	15+25+35+50	1.15	1.92	2.69	3.84	3.96	9.60	10.86	0.67	2.17	2.71	3.0	9.6	12.0	98	4.42	A	A+	4.13	6.22	2111	1.21
	15+25+35+60	1.07	1.78	2.49	4.27	4.23	9.60	11.09	0.67	2.10	2.63	3.0	9.3	11.7	98	4.57	A	A+	4.21	6.22	2067	1.20
	15+25+42+42	1.16	1.94	3.25	3.25	3.93	9.60	10.75	0.69	2.26	2.70	3.1	10.0	12.0	98	4.25	A	A+	4.13	6.22	2107	1.20
	15+25+42+50	1.09	1.82	3.05	3.64	4.15	9.60	10.87	0.69	2.17	2.71	3.1	9.6	12.0	98	4.42	A	A+	4.13	6.22	2108	1.21
	15+25+42+60	1.01	1.69	2.84	4.06	4.42	9.60	11.10	0.70	2.10	2.63	3.1	9.3	11.7	98	4.57	A	A+	4.22	6.22	2062	1.20
	15+25+50+50	1.03	1.71	3.43	3.43	4.36	9.60	11.00	0.71	2.13	2.67	3.1	9.4	11.8	98	4.51	A	A+	4.12	6.22	2113	1.21
	15+35+35+35	1.20	2.80	2.80	2.80	3.82	9.60	10.74	0.66	2.26	2.71	2.9	10.0	12.0	98	4.25	A	A+	4.21	6.22	2069	1.20
	15+35+35+42	1.13	2.65	2.65	3.17	4.01	9.60	10.75	0.69	2.26	2.70	3.1	10.0	12.0	98	4.25	A	A+	4.21	6.22	2071	1.20
	15+35+35+50	1.07	2.49	2.49	3.56	4.23	9.60	10.87	0.71	2.17	2.71	3.1	9.6	12.0	98	4.42	A	A+	4.21	6.22	2071	1.20
	15+35+35+60	0.99	2.32	2.32	3.97	4.50	9.60	11.10	0.72	2.10	2.63	3.2	9.3	11.7	98	4.57	A	A+	4.28	6.22	2036	1.19
	15+35+42+42	1.07	2.51	3.01	3.01	4.20	9.60	10.75	0.73	2.26	2.70	3.2	10.0	12.0	98	4.25	A	A+	4.21	6.22	2071	1.20
	15+35+42+50	1.01	2.37	2.84	3.38	4.42	9.60	10.88	0.74	2.17	2.71	3.3	9.6	12.0	98	4.42	A	A+	4.21	6.22	2071	1.20
	15+42+42+42	1.02	2.86	2.86	2.86	4.39	9.60	10.76	0.76	2.25	2.70	3.4	10.0	12.0	98	4.27	A	A+	4.22	6.22	2066	1.19
	20+20+20+20	2.32	2.32	2.32	2.32	2.74	9.28	9.78	0.48	2.27	2.51	2.1	10.1	11.1	98	4.09	A	A	3.98	6.23	2194	1.18
	20+20+20+25	2.26	2.26	2.26	2.82	2.88	9.60	9.92	0.52	2.36	2.51	2.3	10.5	11.1	98	4.07	A	A	3.98	6.23	2192	1.18
	20+20+20+35	2.02	2.02	2.02	3.54	3.15	9.60	10.72	0.56	2.27	2.71	2.5	10.1	12.0	98	4.23	A	A+	4.05	6.23	2152	1.17
	20+20+20+42	1.88	1.88	1.88	3.96	3.34	9.60	10.73	0.58	2.26	2.71	2.6	10.0	12.0	98	4.25	A	A+	4.07	6.23	2142	1.17
	20+20+20+50	1.75	1.75	1.75	4.35	3.55	9.60	10.86	0.60	2.18	2.72	2.7	9.7	12.1	98	4.40	A	A+	4.03	6.23	2167	1.17
	20+20+20+60	1.60	1.60	1.60	4.80	3.82	9.60	11.09	0.59	2.10	2.64	2.6	9.3	11.7	98	4.57	A	A+	4.14	6.22	2102	1.20
	20+20+20+7.1	1.47	1.47	1.47	5.19	4.12	9.60	11.12	0.65	2.09	2.63	2.9	9.3	11.7	98	4.59	A	A+	4.20	6.22	2074	1.20
	20+20+25+25	2.13	2.13	2.67	2.67	3.01	9.60	10.71	0.54	2.27	2.72	2.4	10.1	12.1	98	4.23	A	A	3.98	6.23	2191	1.18
	20+20+25+35	1.92	1.92	2.40	3.36	3.28	9.60	10.72	0.58	2.27	2.71	2.6	10.1	12.0	98	4.23	A	A+	4.08	6.23	2140	1.17
	20+20+25+42	1.79	1.79	2.25	3.77	3.47	9.60	10.73	0.60	2.26	2.71	2.7	10.0	12.0	98	4.25	A	A+	4.08	6.23	2140	1.17
20+20+25+50	1.67	1.67	2.09	4.17	3.69	9.60	10.86	0.62	2.18	2.72	2.8	9.7	12.1	98	4.40	A	A+	4.05	6.23	2152	1.17	
20+20+25+60	1.54	1.54	1.92	4.60	3.96	9.60	11.09	0.61	2.10	2.64	2.7	9.3	11.7	98	4.57	A	A+	4.14	6.22	2102	1.20	
20+20+25+7.1	1.41	1.41	1.76	5.02	4.26	9.60	11.12	0.67	2.09	2.63	3.0	9.3	11.7	98	4.59	A	A+	4.20	6.22	2072	1.20	
20+20+35+35	1.75	1.75	3.05	3.05	3.55	9.60	10.73	0.62	2.26	2.71	2.8	10.0	12.0	98	4.25	A	A+	4.14	6.22	2106	1.20	
20+20+35+42	1.64	1.64	2.87	3.45	3.74	9.60	10.74	0.64	2.26	2.71	2.8	10.0	12.0	98	4.25	A	A+	4.13	6.22	2107	1.20	
20+20+35+50	1.54	1.54	2.69	3.83	3.96	9.60	10.86	0.67	2.17	2.71	3.0	9.6	12.0	98	4.42	A	A+	4.13	6.22	2108	1.21	
20+20+35+60	1.42	1.42	2.49	4.27	4.23	9.60	11.09	0.67	2.10	2.63	3.0	9.3	11.7	98	4.57	A	A+	4.22	6.22	2062	1.20	
20+20+42+42	1.55	1.55	3.25	3.25	3.93	9.60	10.75	0.66	2.26	2.70	2.9	10.0	12.0	98	4.25	A	A+	4.16	6.22	2092	1.20	
20+20+42+50	1.45	1.45	3.06	3.64	4.15	9.60	10.87	0.69	2.17	2.71	3.1	9.6	12.0	98	4.42	A	A+	4.14	6.22	2106	1.21	
20+20+42+60	1.35	1.35	2.84	4.06	4.42	9.60	11.10	0.70	2.10	2.63	3.1	9.3	11.7	98	4.57	A	A+	4.22	6.22	2062	1.19	
20+20+50+50	1.37	1.37	3.43	3.43	4.36	9.60	11.00	0.72	2.13	2.67	3.2	9.4	11.8	98	4.51	A	A+	4.13	6.22	2111	1.21	
20+25+25+25	2.01	2.53	2.53	2.53	3.15	9.60	10.71	0.56	2.27	2.72	2.5	10.1	12.1	98								

## HEATING

OUTDOOR UNIT	INDOOR UNIT	HEATING CAPACITY (kW)				TOTAL CAPACITY (kW)			POWER INPUT COOLING (kW)			TOTAL CURRENT (A)			POWER FACTOR (%)	COP	ENERGY LABEL	Seasonal data				
		A ROOM	B ROOM	C ROOM	D ROOM	Min.	Nom.	Max.	Min.	Nom.	Max.	Min.	Nom.	Max.				label	SCOP	Pdesign	AEC	Back-up heater capacity at -10°C
4MXS80E3V3B	25+25+35+50	1.78	1.78	2.49	3.55	4.23	9.60	10.86	0.71	2.18	2.71	3.1	9.7	12.0	98	4.40	A	A+	4.14	6.22	2105	1.20
	25+25+35+60	1.66	1.66	2.32	3.96	4.50	9.60	11.09	0.72	2.10	2.63	3.2	9.3	11.7	98	4.57	A	A+	4.26	6.22	2047	1.19
	25+25+42+42	1.79	1.79	3.01	3.01	4.20	9.60	10.75	0.71	2.26	2.70	3.1	10.0	12.0	98	4.25	A	A+	4.19	6.22	2078	1.20
	25+25+42+50	1.69	1.69	2.85	3.37	4.42	9.60	10.87	0.76	2.17	2.71	3.4	9.6	12.0	98	4.42	A	A+	4.16	6.22	2092	1.20
	25+35+35+35	1.86	2.58	2.58	2.58	4.09	9.60	10.74	0.71	2.26	2.71	3.1	10.0	12.0	98	4.25	A	A+	4.22	6.22	2066	1.19
	25+35+35+42	1.76	2.45	2.45	2.94	4.28	9.60	10.75	0.74	2.26	2.70	3.3	10.0	12.0	98	4.25	A	A+	4.25	6.22	2051	1.19
	25+35+35+50	1.65	2.32	2.32	3.31	4.50	9.60	10.87	0.76	2.17	2.71	3.4	9.6	12.0	98	4.42	A	A+	4.22	6.22	2066	1.20
	25+35+42+42	1.67	2.33	2.80	2.80	4.47	9.60	10.75	0.78	2.26	2.70	3.5	10.0	12.0	98	4.25	A	A+	4.25	6.22	2051	1.19
	35+35+35+35	2.40	2.40	2.40	2.40	4.36	9.60	10.75	0.76	2.26	2.70	3.4	10.0	12.0	98	4.25	A	A+	4.31	6.22	2021	1.19

- Notes: 1. Cooling capacity is based on 27°CDB/19°CWB (Indoor temperature). 35°CDB (Outdoor temperature).  
 Heating capacity is based on 20°CDB (Indoor temperature). 7°CDB/6°CWB (Outdoor temperature).  
 2. The total ability of connected a indoor unit is up to 14.5kW.  
 3. It is impossible to connect the indoor unit for one room only.  
 4. The above is the value for connecting with the following indoor units.  
 1.5, 2.0, 2.5, 3.5, 4.2, 5.0 kW class; wall mounted K series  
 6.0, 7.1 kW class; wall mounted G series

## COOLING

OUTDOOR UNIT	INDOOR UNIT	COOLING CAPACITY (kW)					TOTAL CAPACITY (kW)			POWER INPUT COOLING (kW)			TOTAL CURRENT (A)			POWER FACTOR (%)	EER	ENERGY LABEL	AEC (kWh)	Seasonal data			
		A ROOM	B ROOM	C ROOM	D ROOM	E ROOM	Min.	Nom.	Max.	Min.	Nom.	Max.	Min.	Nom.	Max.					label	SEER	Pdesign	AEC
5MXS90E3V3B	1.5+1.5	1.50	1.50	---	---	---	2.03	3.00	4.03	0.46	0.78	1.14	2.0	3.5	5.1	98	3.85	A	390	A	5.26	3.00	200
	1.5+2.0	1.50	2.00	---	---	---	2.05	3.50	4.50	0.50	0.94	1.34	2.2	4.2	5.9	98	3.72	A	470	A	5.49	3.50	224
	1.5+2.5	1.50	2.50	---	---	---	2.11	4.00	4.96	0.46	1.06	1.38	2.0	4.7	6.1	98	3.77	A	530	A+	5.66	4.00	248
	1.5+3.5	1.50	3.50	---	---	---	2.22	5.00	5.82	0.46	1.43	1.79	2.0	6.3	7.9	98	3.50	A	715	A+	5.67	5.00	309
	1.5+4.2	1.50	4.20	---	---	---	2.29	5.70	6.37	0.46	1.75	2.09	2.0	7.8	9.3	98	3.26	A	875	A+	5.74	5.70	348
	1.5+5.0	1.50	5.00	---	---	---	2.38	6.50	6.97	0.50	2.10	2.42	2.2	9.3	10.7	98	3.10	B	1050	A+	5.74	6.50	397
	1.5+6.0	1.45	5.79	---	---	---	2.51	7.24	7.64	0.54	2.34	2.57	2.4	10.4	11.4	98	3.09	B	1170	A++	6.14	7.24	413
	1.5+7.1	1.33	6.30	---	---	---	2.67	7.63	7.29	0.57	2.57	3.00	2.5	11.4	13.3	98	2.97	C	1285	A+	6.08	7.63	439
	2.0+2.0	2.00	2.00	---	---	---	2.11	4.00	5.30	0.50	1.14	1.79	2.2	5.1	7.9	98	3.51	A	570	A+	5.68	4.00	247
	2.0+2.5	2.00	2.50	---	---	---	2.16	4.50	5.73	0.50	1.30	1.79	2.2	5.8	7.9	98	3.46	A	650	A+	5.80	4.50	272
	2.0+3.5	2.00	3.50	---	---	---	2.27	5.50	6.36	0.50	1.70	2.09	2.2	7.5	9.3	98	3.24	A	850	A+	5.77	5.50	334
	2.0+4.2	2.00	4.20	---	---	---	2.35	6.20	6.75	0.50	1.99	2.35	2.2	8.8	10.4	98	3.12	B	995	A+	5.86	6.20	371
	2.0+5.0	2.00	5.00	---	---	---	2.44	7.00	7.31	0.50	2.42	2.59	2.2	10.7	11.5	98	2.89	C	1210	A+	5.71	7.00	430
	2.0+6.0	1.86	5.56	---	---	---	2.58	7.42	7.96	0.54	2.45	2.81	2.4	10.9	12.5	98	3.03	B	1225	A++	6.10	7.42	426
	2.0+7.1	1.71	6.09	---	---	---	2.74	7.80	8.47	0.57	2.69	3.13	2.5	11.9	13.9	98	2.90	C	1345	A++	6.10	7.80	448
	2.5+2.5	2.50	2.50	---	---	---	2.22	5.00	6.20	0.46	1.39	1.99	2.0	6.2	8.8	98	3.60	A	695	A+	5.84	5.00	300
	2.5+3.5	2.50	3.50	---	---	---	2.33	6.00	6.60	0.50	1.89	2.25	2.2	8.4	10.0	98	3.17	B	945	A+	6.01	6.00	350
	2.5+4.2	2.50	4.20	---	---	---	2.41	6.70	7.11	0.50	2.30	2.57	2.2	10.2	11.4	98	2.91	C	1150	A+	5.82	6.70	404
	2.5+5.0	2.41	4.83	---	---	---	2.51	7.24	7.64	0.53	2.59	2.82	2.4	11.5	12.5	98	2.80	D	1295	A+	5.68	7.24	447
	2.5+6.0	2.23	5.36	---	---	---	2.66	7.59	8.25	0.57	2.57	3.00	2.5	11.4	13.3	98	2.95	C	1285	A++	6.12	7.59	435
	2.5+7.1	2.08	5.90	---	---	---	2.82	7.98	8.47	0.60	2.81	3.13	2.7	12.5	13.9	98	2.84	C	1405	A++	6.10	7.98	458
	3.5+3.5	3.50	3.50	---	---	---	2.44	7.00	7.31	0.53	2.52	2.69	2.4	11.2	11.9	98	2.78	D	1260	A+	5.67	7.00	433
	3.5+4.2	3.32	3.99	---	---	---	2.54	7.31	7.66	0.53	2.69	2.92	2.4	11.9	13.0	98	2.72	D	1345	A+	5.62	7.39	460
	3.5+5.0	3.13	4.46	---	---	---	2.66	7.59	7.83	0.57	2.82	2.94	2.5	12.5	13.0	98	2.69	D	1410	A	5.58	7.59	476
	3.5+6.0	2.93	5.01	---	---	---	2.80	7.94	8.45	0.60	2.81	3.13	2.7	12.5	13.9	98	2.83	C	1405	A+	6.03	7.94	461
	3.5+7.1	2.75	5.58	---	---	---	2.96	8.33	8.47	0.64	3.07	3.13	2.8	13.6	13.9	98	2.71	D	1535	A+	6.00	8.33	487
	4.2+4.2	3.78	3.78	---	---	---	2.64	7.56	7.67	0.56	2.86	2.92	2.5	12.7	13.0	98	2.64	D	1430	A+	5.66	7.40	458
	4.2+5.0	3.58	4.26	---	---	---	2.76	7.84	8.01	0.60	2.94	3.07	2.7	13.0	13.6	98	2.67	D	1470	A	5.56	7.70	485
	4.2+6.0	3.37	4.82	---	---	---	2.91	8.19	8.46	0.60	2.94	3.13	2.7	13.0	13.9	98	2.79	D	1470	A+	5.98	8.19	480
	4.2+7.1	3.19	5.39	---	---	---	3.07	8.58	8.66	0.64	3.26	3.26	2.8	14.5	14.5	98	2.63	D	1630	A+	6.01	8.34	486
	5.0+5.0	4.06	4.06	---	---	---	2.88	8.12	8.18	0.60	3.09	3.19	2.7	13.7	14.2	98	2.63	D	1545	A	5.55	8.12	513
	5.0+6.0	3.85	4.62	---	---	---	3.02	8.47	8.64	0.64	3.09	3.25	2.8	13.7	14.4	98	2.74	D	1545	A+	5.91	8.47	502
	5.0+7.1	3.66	5.20	---	---	---	3.19	8.86	8.88	0.67	3.36	3.39	3.0	14.9	15.0	98	2.64	D	1680	A+	5.90	8.86	526
	6.0+6.0	4.41	4.41	---	---	---	3.17	8.82	9.27	0.64	3.08	3.36	2.8	13.7	14.9	98	2.86	C	1540	A++	6.22	8.82	497
	6.0+7.1	4.12	4.88	---	---	---	3.33	9.00	9.29	0.68	3.08	3.36	3.0	13.7	14.9	98	2.92	C	1540	A++	6.21	9.00	508
	7.1+7.1	4.50	4.50	---	---	---	3.49	9.00	9.31	0.71	3.02	3.36	3.1	13.4	14.9	98	2.98	C	1510	A++	6.23	9.00	506
	1.5+1.5+1.5	1.50	1.50	1.50	---	---	2.16	4.50	5.40	0.47	1.05	1.39	2.1	4.7	6.2	98	4.29	A	525	A+	5.88	4.50	268
	1.5+1.5+2.0	1.50	1.50	2.00	---	---	2.22	5.00	5.82	0.47	1.22	1.57	2.1	5.4	7.0	98	4.10	A	610	A+	6.02	5.00	291
	1.5+1.5+2.5	1.50	1.50	2.50	---	---	2.27	5.50	6.22	0.47	1.43	1.76	2.1	6.3	7.8	98	3.85	A	715	A+	6.09	5.50	317
	1.5+1.5+3.5	1.50	1.50	3.50	---	---	2.38	6.50	6.97	0.50	1.91	2.17	2.2	8.5	9.6	98	3.40	A	955	A++	6.12	6.50	372
	1.5+1.5+4.2	1.49	1.49	4.17	---	---	2.46	7.14	7.45	0.50	2.28	2.45	2.2	10.1	10.9	98	3.13	B	1140	A+	6.06	7.14	413
	1.5+1.5+5.0	1.39	1.39	4.64	---	---	2.58	7.42	7.96	0.54	2.35	2.71	2.4	10.4	12.0	98	3.16	B	1175	A+	6.04	7.42	430
	1.5+1.5+6.0	1.30	1.30	5.18	---	---	2.73	7.77	8.53	0.58	2.38	2.82	2.6	10.6	12.5	98	3.26	A	1190	A++	6.32	7.77	430
	1.5+1.5+7.1	1.21	1.21	5.74	---	---	2.89	8.16	9.07	0.61	2.56	3.22	2.7	11.4	14.3	98	3.19	B	1280	A++	6.32	8.16	452
	1.5+2.0+2.0	1.50	2.00	2.00	---	---	2.27	5.50	6.22	0.50	1.43	1.76	2.2	6.3	7.8	98	3.85	A	715	A++	6.13	5.50	315
	1.5+2.0+2.5	1.50	2.00	2.50	---	---	2.33	6.00	6.60	0.47	1.66	1.96	2.1	7.4	8.7	98	3.61	A	830	A++	6.17	6.00	341
	1.5+2.0+3.5	1.50	2.00	3.50	---	---	2.44	7.00	7.31	0.50	2.17	2.40	2.2	9.6	10.6	98	3.23	A	1085	A++	6.14	7.00	399
	1.5+2.0+4.2	1.42	1.90	3.99	---	---	2.54	7.31	7.77	0.54	2.40	2.69	2.4	10.6	11.9	98	3.05	B	1200	A++	6.11	7.31	419
	1.5+2.0+5.0	1.34	1.79	4.46	---	---	2.66	7.59	8.25	0.54	2.47	2.89	2.4	11.0	12.8	98	3.07	B	1235	A+	6.08	7.59	437
	1.5+2.0+6.0	1.25	1.67	5.01	---	---	2.80	7.94	8.78	0.58	2.44	3.01	2.6	10.8	13.4	98	3.25	A	1220	A++	6.32	7.94	440
1.5+2.0+7.1	1.18	1.57	5.58	---	---	2.96	8.33	9.12	0.61	2.69	3.22	2.7	11.9	14.3	98	3.10	B	1345	A++	6.31	8.33	462	
1.5+2.5+2.5	1.50	2.50	2.50	---	---	2.38	6.50	6.97	0.50	1.91	2.17	2.2	8.5	9.6	98	3.40	A	955	A++	6.25	6.50	364	
1.5+2.5+3.5	1.45	2.41	3.38	---	---	2.51	7.24	7.64	0.54	2.34	2.57	2.4	10.4	11.4	98	3.09	B	1170	A++	6.11	7.24	416	
1.5+2.5+4.2	1.37	2.28	3.84	---	---	2.61	7.49	8.08	0.54	2.45	2.88	2.4	10.9	12.8	98	3.06	B	1225	A+	6.09	7.49	431	
1.5+2.5+5.0	1.30	2.16	4.32	---	---	2.73	7.77	8.53	0.57	2.59	3.09	2.5	11.5	13.7	98	3.00	C	1295	A+	6.07	7.77	449	
1.5+2.5+6.0	1.22	2.03	4.87	---	---	2.88	8.12	9.03	0.58	2.56	3.22	2.6	11.4	14.3	98	3.17	B	1280	A++	6.32	8.12	450	
1.5+2.5+7.1	1.15	1.92	5.44	---	---	3.04	8.51	9.30	0.61	2.82	3.36	2.7	12.5	14.9	98	3.02	B	1410	A++	6.28	8.51	475	
1.5+3.5+3.5	1.34	3.13	3.13	---	---	2.66	7.59	8.25	0.57	2.57	3.00	2.5	11.4	13.3	98	2.95	C	1285	A+	6.02	7.59	441	
1.5+3.5+4.2	1.28	2.98	3.58	---	---	2.76	7.84	8.48	0.57	2.69	3.13	2.5	11.9	13.9	98	2.91	C	1345	A+	5.99	7.84	459	
1.5+3.5+5.0	1.22	2.84	4.06	---	---	2.88	8.12	8.66	0.61	2.83	3.16	2.7	12.6	14.0	98	2.87	C	1415	A+	5.93	8.12	480	
1.5+3.5+6.0	1.16	2.70	4.62	---	---	3.02	8.47	9.11	0.61	2.82	3.22	2.7	12.5	14.3	98	3.00	B	1410	A++	6.25	8.47	475	
1.5+3.5+7.1	1.10	2.56	5.20	---	---	3.19	8.86	9.31	0.														

## COOLING

OUTDOOR UNIT	INDOOR UNIT	COOLING CAPACITY (kW)					TOTAL CAPACITY (kW)			POWER INPUT COOLING (kW)			TOTAL CURRENT (A)			POWER FACTOR (%)	EER	ENERGY LABEL	AEC (kWh)	Seasonal data			
		A ROOM	B ROOM	C ROOM	D ROOM	E ROOM	Min.	Nom.	Max.	Min.	Nom.	Max.	Min.	Nom.	Max.					label	SEER	Pdesign	AEC
5MXS90E3V3B	20+25+7.1	1.50	1.87	5.31	---	---	3.11	8.68	9.30	0.64	2.95	3.36	2.8	13.1	14.9	98	2.94	C	1475	A++	6.29	8.68	484
	20+35+3.5	1.73	3.02	3.02	---	---	2.73	7.77	8.47	0.57	2.69	3.13	2.5	11.9	13.9	98	2.89	C	1345	A+	6.05	7.77	450
	20+35+4.2	1.65	2.89	3.47	---	---	2.83	8.01	8.48	0.60	2.81	3.13	2.7	12.5	13.9	98	2.85	C	1405	A+	5.99	8.01	469
	20+35+5.0	1.58	2.77	3.95	---	---	2.95	8.30	8.66	0.61	2.96	3.16	2.7	13.1	14.0	98	2.80	C	1480	A+	5.96	8.30	488
	20+35+6.0	1.50	2.63	4.52	---	---	3.10	8.65	9.29	0.64	2.95	3.36	2.8	13.1	14.9	98	2.93	C	1475	A++	6.21	8.65	488
	20+35+7.1	1.43	2.50	5.07	---	---	3.26	9.00	9.31	0.68	3.15	3.36	3.0	14.0	14.9	98	2.86	C	1575	A++	6.19	9.00	509
	20+42+4.2	1.58	3.34	3.34	---	---	2.94	8.26	8.49	0.60	3.00	3.13	2.7	13.3	13.9	98	2.75	D	1500	A+	6.01	8.15	475
	20+42+5.0	1.53	3.20	3.81	---	---	3.05	8.54	8.84	0.64	3.09	3.29	2.8	13.7	14.6	98	2.76	D	1545	A+	5.93	8.54	505
	20+42+6.0	1.46	3.06	4.37	---	---	3.20	8.89	9.30	0.64	3.08	3.36	2.8	13.7	14.9	98	2.89	C	1540	A++	6.19	8.89	503
	20+42+7.1	1.36	2.84	4.80	---	---	3.36	9.00	9.32	0.68	3.15	3.36	3.0	14.0	14.9	98	2.86	C	1575	A++	6.19	9.00	509
	20+50+5.0	1.46	3.68	3.68	---	---	3.17	8.82	9.02	0.64	3.18	3.32	2.8	14.1	14.7	98	2.77	D	1590	A+	5.86	8.82	528
	20+50+6.0	1.39	3.46	4.15	---	---	3.32	9.00	9.47	0.68	2.97	3.39	3.0	13.2	15.0	98	3.03	B	1485	A++	6.18	9.00	510
	20+50+7.1	1.28	3.19	4.53	---	---	3.48	9.00	9.49	0.71	2.90	3.39	3.1	12.9	15.0	98	3.10	B	1450	A++	6.19	9.00	509
	20+60+6.0	1.28	3.86	3.86	---	---	3.46	9.00	9.93	0.68	2.68	3.46	3.0	11.9	15.4	98	3.36	A	1340	A++	6.39	9.00	493
	20+60+7.1	1.19	3.58	4.23	---	---	3.63	9.00	10.40	0.71	2.61	4.00	3.1	11.6	17.7	98	3.45	A	1305	A++	6.40	9.00	493
	25+25+2.5	2.41	2.41	2.41	---	---	2.51	7.23	7.64	0.54	2.34	2.57	2.4	10.4	11.4	98	3.09	B	1170	A++	6.23	7.23	407
	25+25+3.5	2.23	2.23	3.13	---	---	2.66	7.59	8.25	0.57	2.57	3.00	2.5	11.4	13.3	98	2.95	C	1285	A++	6.13	7.59	434
	25+25+4.2	2.13	2.13	3.58	---	---	2.76	7.84	8.47	0.57	2.69	3.13	2.5	11.9	13.9	98	2.91	C	1345	A++	6.11	7.84	450
	25+25+5.0	2.03	2.03	4.06	---	---	2.88	8.12	8.65	0.61	2.83	3.15	2.7	12.6	14.0	98	2.87	C	1415	A+	6.06	8.12	470
	25+25+6.0	1.93	1.93	4.61	---	---	3.02	8.47	9.10	0.61	2.82	3.22	2.7	12.5	14.3	98	3.00	B	1410	A++	6.34	8.47	468
	25+25+7.1	1.83	1.83	5.20	---	---	3.19	8.86	9.30	0.64	3.08	3.36	2.8	13.7	14.9	98	2.88	C	1540	A++	6.27	8.86	495
	25+35+3.5	2.08	2.93	2.93	---	---	2.80	7.94	8.47	0.60	2.75	3.13	2.7	12.2	13.9	98	2.89	C	1375	A+	6.01	7.94	463
	25+35+4.2	2.01	2.81	3.37	---	---	2.91	8.19	8.48	0.60	2.94	3.13	2.7	13.0	13.9	98	2.79	D	1470	A+	5.98	8.19	480
	25+35+5.0	1.93	2.70	3.84	---	---	3.02	8.47	8.66	0.64	3.02	3.16	2.8	13.4	14.0	98	2.80	C	1510	A+	5.95	8.47	499
	25+35+6.0	1.84	2.57	4.41	---	---	3.17	8.82	9.29	0.64	3.01	3.36	2.8	13.4	14.9	98	2.93	C	1505	A++	6.19	8.82	499
	25+35+7.1	1.72	2.40	4.88	---	---	3.33	9.00	9.31	0.68	3.15	3.36	3.0	14.0	14.9	98	2.86	C	1575	A++	6.19	9.00	509
	25+42+4.2	1.94	3.25	3.25	---	---	3.01	8.44	8.44	0.64	3.13	3.13	2.8	13.9	13.9	98	2.70	D	1565	A+	5.98	8.20	480
	25+42+5.0	1.86	3.13	3.73	---	---	3.13	8.72	8.84	0.64	3.22	3.29	2.8	14.3	14.6	98	2.71	D	1610	A+	5.93	8.55	505
	25+42+6.0	1.77	2.98	4.25	---	---	3.27	9.00	9.30	0.68	3.15	3.36	3.0	14.0	14.9	98	2.86	C	1575	A++	6.18	9.00	510
	25+42+7.1	1.63	2.74	4.63	---	---	3.44	9.00	9.32	0.71	3.15	3.36	3.1	14.0	14.9	98	2.86	C	1575	A++	6.19	9.00	509
	25+50+5.0	1.80	3.60	3.60	---	---	3.24	9.00	9.02	0.67	3.32	3.37	3.0	14.7	15.0	98	2.71	D	1660	A+	5.88	9.00	537
	25+50+6.0	1.67	3.33	4.00	---	---	3.39	9.00	9.47	0.68	3.04	3.39	3.0	13.5	15.0	98	2.96	C	1520	A++	6.18	9.00	510
	25+50+7.1	1.54	3.08	4.38	---	---	3.55	9.00	9.49	0.71	2.97	3.39	3.1	13.2	15.0	98	3.03	B	1485	A++	6.19	9.00	509
	25+60+6.0	1.56	3.72	3.72	---	---	3.54	9.00	9.93	0.71	2.75	3.46	3.1	12.2	15.4	98	3.27	A	1375	A++	6.39	9.00	493
	25+60+7.1	1.44	3.46	4.10	---	---	3.70	9.00	10.40	0.71	2.68	4.00	3.1	11.9	17.7	98	3.36	A	1340	A++	6.40	9.00	493
	35+35+3.5	2.77	2.77	2.77	---	---	2.95	8.31	8.60	0.64	3.07	3.26	2.8	13.6	14.5	98	2.71	D	1535	A+	5.92	8.31	491
	35+35+4.2	2.67	2.67	3.20	---	---	3.05	8.54	8.66	0.64	3.20	3.26	2.8	14.2	14.5	98	2.67	D	1600	A+	5.91	8.45	501
	35+35+5.0	2.57	2.57	3.68	---	---	3.17	8.82	8.84	0.67	3.29	3.32	3.0	14.6	14.7	98	2.68	D	1645	A+	5.81	8.82	532
	35+35+6.0	2.42	2.42	4.16	---	---	3.32	9.00	9.30	0.68	3.08	3.36	3.0	13.7	14.9	98	2.92	C	1540	A++	6.12	9.00	515
	35+35+7.1	2.23	2.23	4.54	---	---	3.48	9.00	9.32	0.71	3.02	3.36	3.1	13.4	14.9	98	2.98	C	1510	A++	6.18	9.00	510
	35+42+4.2	2.59	3.10	3.10	---	---	3.16	8.79	8.79	0.67	3.26	3.26	3.0	14.5	14.5	98	2.70	D	1630	A+	5.91	8.46	501
	35+42+5.0	2.48	2.98	3.54	---	---	3.27	9.00	9.00	0.67	3.29	3.29	3.0	14.6	14.6	98	2.74	D	1645	A+	5.83	8.83	531
	35+42+6.0	2.30	2.76	3.94	---	---	3.42	9.00	9.31	0.71	3.15	3.36	3.1	14.0	14.9	98	2.86	C	1575	A++	6.13	9.00	515
	35+42+7.1	2.13	2.55	4.32	---	---	3.58	9.00	9.81	0.75	3.15	3.95	3.3	14.0	17.5	98	2.86	C	1575	A++	6.21	9.00	508
	35+50+5.0	2.34	3.33	3.33	---	---	3.39	9.00	9.02	0.71	3.32	3.35	3.1	14.7	14.9	98	2.71	D	1660	A+	5.83	9.00	541
	35+50+6.0	2.18	3.10	3.72	---	---	3.54	9.00	9.48	0.71	3.04	3.39	3.1	13.5	15.0	98	2.96	C	1520	A++	6.12	9.00	515
	35+50+7.1	2.02	2.88	4.10	---	---	3.70	9.00	9.94	0.75	2.97	3.91	3.3	13.2	17.3	98	3.03	B	1485	A++	6.20	9.00	508
	35+60+6.0	2.04	3.48	3.48	---	---	3.69	9.00	10.38	0.71	2.75	4.00	3.1	12.2	17.7	98	3.27	A	1375	A++	6.33	9.00	498
	42+42+4.2	3.00	3.00	3.00	---	---	3.26	9.00	9.00	0.71	3.27	3.27	3.1	14.5	14.5	98	2.75	D	1635	A+	5.92	8.47	501
	42+42+5.0	2.82	2.82	3.36	---	---	3.38	9.00	9.08	0.71	3.29	3.29	3.1	14.6	14.6	98	2.74	D	1645	A+	5.84	8.84	530
42+42+6.0	2.63	2.63	3.74	---	---	3.52	9.00	9.32	0.71	3.15	3.36	3.1	14.0	14.9	98	2.86	C	1575	A++	6.13	9.00	514	
42+42+7.1	2.44	2.44	4.12	---	---	3.69	9.00	9.82	0.75	3.16	3.95	3.3	14.0	17.5	98	2.85	C	1580	A++	6.21	9.00	508	
42+50+5.0	2.66	3.17	3.17	---	---	3.49	9.00	9.03	0.74	3.32	3.32	3.3	14.7	14.7	98	2.71	D	1660	A+	5.83	9.00	541	
42+50+6.0	2.49	2.96	3.55	---	---	3.64	9.00	9.98	0.75	3.04	3.98	3.3	13.5	17.7	98	2.96	C	1520	A++	6.13	9.00	514	
50+50+5.0	3.00	3.00	3.00	---	---	3.61	9.00	9.78	0.75	3.21	4.07	3.3	14.2	18.1	98	2.80	C	1605	A+	5.80	9.00	544	
15+15+15+15	1.50	1.50	1.50	1.50	---	2.33	6.00	6.60	0.48	1.39	1.62	2.1	6.2	7.2	98	4.32	A	695	A++	6.20	6.00	339	
15+15+15+20	1.50	1.50	1.50	2.00	---	2.38	6.50	6.97	0.51	1.58	1.82	2.3	7.0	8.1	98	4.11	A	790	A++	6.27	6.50	363	
15+15+15+25	1.50	1.50	1.50	2.50	---	2.44	7.00	7.31	0.51	1.82	1.98	2.3	8.1	8.8	98	3.85	A	910	A++	6.32	7.00	388	
15+15+15+35	1.39	1.39	1.39	3.25	---	2.58	7.42	7.96	0.54	2.04	2.32	2.4	9.1	10.3	98	3.64	A	1020	A++	6.26	7.42	415	
15+15+15+42	1.32	1.32	1.32	3.70	---	2.69	7.66	8.36	0.54	2.26	2.69	2.4	10.0	11.9	98	3.39	A	1130	A++	6.27	7.66	428	
15+15+15+50	1.25</																						



## COOLING

OUTDOOR UNIT	INDOOR UNIT	COOLING CAPACITY (kW)					TOTAL CAPACITY (kW)			POWER INPUT COOLING (kW)			TOTAL CURRENT (A)			POWER FACTOR (%)	EER	ENERGY LABEL	AEC (kWh)	Seasonal data			
		A ROOM	B ROOM	C ROOM	D ROOM	E ROOM	Min.	Nom.	Max.	Min.	Nom.	Max.	Min.	Nom.	Max.					label	SEER	Pdesign	AEC
5MXS90E3V3B	15s15s42s60	1.02	1.02	2.86	4.09	---	3.35	9.00	9.96	0.65	2.81	3.46	2.9	12.5	15.4	98	3.20	A	1405	A++	6.30	9.00	501
	15s15s42s71	0.94	0.94	2.64	4.47	---	3.51	9.00	9.98	0.68	2.75	3.46	3.0	12.2	15.4	98	3.27	A	1375	A++	6.30	9.00	501
	15s15s50s50	1.04	1.04	3.46	3.46	---	3.32	9.00	9.68	0.68	2.92	3.42	3.0	13.0	15.2	98	3.08	B	1460	A+	6.09	9.00	518
	15s15s50s60	0.96	0.96	3.21	3.86	---	3.46	9.00	10.14	0.68	2.70	3.49	3.0	12.0	15.5	98	3.33	A	1350	A++	6.30	9.00	501
	15s15s50s71	0.89	0.89	2.98	4.23	---	3.63	9.00	10.46	0.71	2.70	3.88	3.1	12.0	17.2	98	3.33	A	1350	A++	6.30	9.00	501
	15s15s60s60	0.90	0.90	3.60	3.60	---	3.61	9.00	10.45	0.68	2.46	3.48	3.0	10.9	15.4	98	3.66	A	1230	A++	6.32	9.00	499
	15s20s20s20	1.45	1.93	1.93	1.93	---	2.51	7.24	7.64	0.51	1.93	2.15	2.3	8.6	9.5	98	3.75	A	965	A++	6.42	7.24	395
	15s20s20s25	1.39	1.86	1.86	2.32	---	2.58	7.42	7.96	0.54	2.04	2.32	2.4	9.1	10.3	98	3.64	A	1020	A++	6.41	7.42	406
	15s20s20s35	1.30	1.73	1.73	3.02	---	2.73	7.77	8.53	0.58	2.21	2.63	2.6	9.8	11.7	98	3.52	A	1105	A++	6.29	7.78	433
	15s20s20s42	1.24	1.65	1.65	3.47	---	2.83	8.01	8.88	0.58	2.50	3.08	2.6	11.1	13.7	98	3.20	A	1250	A++	6.29	8.01	447
	15s20s20s50	1.19	1.58	1.58	3.95	---	2.95	8.30	9.25	0.61	2.58	3.25	2.7	11.4	14.4	98	3.22	A	1290	A++	6.28	8.30	463
	15s20s20s60	1.13	1.50	1.50	4.51	---	3.10	8.65	9.64	0.61	2.55	3.24	2.7	11.3	14.4	98	3.39	A	1275	A++	6.38	8.65	475
	15s20s20s71	1.07	1.43	1.43	5.07	---	3.26	9.00	9.96	0.65	2.81	3.46	2.9	12.5	15.4	98	3.20	A	1405	A++	6.37	9.00	495
	15s20s25s25	1.34	1.79	2.23	2.23	---	2.66	7.59	8.25	0.54	2.09	2.50	2.4	9.3	11.1	98	3.63	A	1045	A++	6.40	7.59	415
	15s20s25s35	1.25	1.67	2.09	2.93	---	2.80	7.94	8.78	0.58	2.44	3.02	2.6	10.8	13.4	98	3.25	A	1220	A++	6.31	7.94	441
	15s20s25s42	1.20	1.61	2.01	3.37	---	2.91	8.19	9.12	0.61	2.63	3.22	2.7	11.7	14.3	98	3.11	B	1315	A++	6.30	8.19	455
	15s20s25s50	1.16	1.54	1.93	3.85	---	3.02	8.47	9.30	0.61	2.71	3.25	2.7	12.0	14.4	98	3.13	B	1355	A++	6.26	8.47	474
	15s20s25s60	1.10	1.47	1.84	4.41	---	3.17	8.82	9.81	0.64	2.68	3.38	2.8	11.9	15.0	98	3.29	A	1340	A++	6.39	8.82	484
	15s20s25s71	1.03	1.37	1.72	4.88	---	3.33	9.00	9.96	0.65	2.81	3.46	2.9	12.5	15.4	98	3.20	A	1405	A++	6.37	9.00	495
	15s20s35s35	1.19	1.58	2.77	2.77	---	2.95	8.30	9.13	0.61	2.69	3.22	2.7	11.9	14.3	98	3.09	B	1345	A++	6.21	8.30	468
	15s20s35s42	1.14	1.53	2.67	3.20	---	3.05	8.54	9.32	0.61	2.82	3.36	2.7	12.5	14.9	98	3.03	B	1410	A++	6.21	8.54	482
	15s20s35s50	1.10	1.47	2.57	3.68	---	3.17	8.82	9.49	0.64	2.90	3.39	2.8	12.9	15.0	98	3.04	B	1450	A++	6.13	8.82	504
	15s20s35s60	1.04	1.38	2.42	4.15	---	3.32	9.00	9.95	0.64	2.75	3.46	2.8	12.2	15.4	98	3.27	A	1375	A++	6.30	9.00	501
	15s20s35s71	0.96	1.28	2.23	4.53	---	3.48	9.00	9.97	0.68	2.68	3.46	3.0	11.9	15.4	98	3.36	A	1340	A++	6.32	9.00	499
	15s20s42s42	1.11	1.48	3.10	3.10	---	3.16	8.79	9.33	0.64	3.02	3.36	2.8	13.4	14.9	98	2.91	C	1510	A++	6.16	8.79	500
	15s20s42s50	1.06	1.42	2.98	3.54	---	3.27	9.00	9.50	0.68	3.04	3.39	3.0	13.5	15.0	98	2.96	C	1520	A++	6.12	9.00	515
	15s20s42s60	0.99	1.31	2.76	3.94	---	3.42	9.00	9.96	0.68	2.81	3.46	3.0	12.5	15.4	98	3.20	A	1405	A++	6.30	9.00	500
	15s20s42s71	0.91	1.22	2.55	4.32	---	3.58	9.00	10.42	0.71	2.75	4.01	3.1	12.2	17.8	98	3.27	A	1375	A++	6.32	9.00	499
	15s20s50s50	1.00	1.33	3.33	3.33	---	3.39	9.00	9.68	0.68	2.92	3.42	3.0	13.0	15.2	98	3.08	B	1460	A++	6.12	9.00	515
	15s20s50s60	0.93	1.24	3.10	3.72	---	3.54	9.00	10.14	0.68	2.70	3.49	3.0	12.0	15.5	98	3.33	A	1350	A++	6.30	9.00	500
	15s20s50s71	0.87	1.15	2.88	4.10	---	3.70	9.00	10.50	0.71	2.70	3.88	3.1	12.0	17.2	98	3.33	A	1350	A++	6.32	9.00	499
	15s20s60s60	0.87	1.16	3.48	3.48	---	3.69	9.00	10.49	0.71	2.46	3.48	3.1	10.9	15.4	98	3.66	A	1230	A++	6.31	9.00	500
	15s20s25s25	1.30	2.16	2.16	2.16	---	2.73	7.77	8.53	0.58	2.21	2.69	2.6	9.8	11.9	98	3.52	A	1105	A++	6.37	7.78	428
	15s25s25s35	1.22	2.03	2.03	2.84	---	2.88	8.12	9.03	0.58	2.56	3.22	2.6	11.4	14.3	98	3.17	B	1280	A++	6.29	8.12	452
	15s25s25s42	1.17	1.96	1.96	3.29	---	2.98	8.37	9.13	0.61	2.69	3.22	2.7	11.9	14.3	98	3.11	B	1345	A++	6.28	8.37	467
	15s25s25s50	1.13	1.88	1.88	3.76	---	3.10	8.65	9.49	0.64	2.84	3.39	2.8	12.6	15.0	98	3.05	B	1420	A++	6.21	8.65	488
	15s25s25s60	1.08	1.80	1.80	4.32	---	3.24	9.00	9.94	0.64	2.75	3.46	2.8	12.2	15.4	98	3.27	A	1375	A++	6.37	9.00	495
	15s25s25s71	0.99	1.65	1.65	4.70	---	3.41	9.00	9.96	0.68	2.68	3.46	3.0	11.9	15.4	98	3.36	A	1340	A++	6.38	9.00	494
	15s25s35s35	1.16	1.93	2.70	2.70	---	3.02	8.47	9.13	0.61	2.75	3.22	2.7	12.2	14.3	98	3.08	B	1375	A++	6.20	8.47	479
	15s25s35s42	1.12	1.86	2.61	3.13	---	3.13	8.72	9.32	0.64	2.95	3.36	2.8	13.1	14.9	98	2.96	C	1475	A++	6.16	8.72	496
	15s25s35s50	1.08	1.80	2.52	3.60	---	3.24	9.00	9.49	0.64	3.04	3.39	2.8	13.5	15.0	98	2.96	C	1520	A++	6.12	9.00	515
	15s25s35s60	1.00	1.67	2.33	4.00	---	3.39	9.00	9.95	0.68	2.75	3.46	3.0	12.2	15.4	98	3.27	A	1375	A++	6.30	9.00	500
	15s25s35s71	0.92	1.54	2.16	4.38	---	3.55	9.00	9.97	0.71	2.68	3.46	3.1	11.9	15.4	98	3.36	A	1340	A++	6.32	9.00	499
	15s25s42s42	1.08	1.81	3.03	3.03	---	3.23	8.96	9.33	0.64	3.09	3.36	2.8	13.7	14.9	98	2.90	C	1545	A++	6.14	8.96	511
	15s25s42s50	1.02	1.70	2.86	3.41	---	3.35	9.00	9.50	0.68	3.04	3.39	3.0	13.5	15.0	98	2.96	C	1520	A++	6.12	9.00	515
	15s25s42s60	0.95	1.58	2.66	3.80	---	3.49	9.00	9.96	0.68	2.81	3.46	3.0	12.5	15.4	98	3.20	A	1405	A++	6.32	9.00	499
	15s25s42s71	0.88	1.47	2.47	4.18	---	3.66	9.00	10.47	0.71	2.75	4.09	3.1	12.2	18.1	98	3.27	A	1375	A++	6.32	9.00	499
	15s25s50s50	0.96	1.60	3.20	3.20	---	3.23	8.96	9.33	0.64	3.09	3.36	2.8	13.7	14.9	98	2.90	C	1545	A++	6.12	9.00	515
	15s25s50s60	0.90	1.50	3.00	3.60	---	3.35	9.00	9.50	0.68	3.04	3.39	3.0	13.5	15.0	98	2.96	C	1520	A++	6.30	9.00	500
	15s35s35s35	1.10	2.57	2.57	2.57	---	3.17	8.82	9.32	0.64	3.02	3.36	2.8	13.4	14.9	98	2.92	C	1510	A+	6.07	8.82	509
15s35s35s42	1.06	2.48	2.48	2.98	---	3.27	9.00	9.33	0.68	3.15	3.36	3.0	14.0	14.9	98	2.86	C	1575	A+	6.08	9.00	518	
15s35s35s50	1.00	2.33	2.33	3.33	---	3.39	9.00	9.50	0.68	3.04	3.39	3.0	13.5	15.0	98	2.96	C	1520	A+	6.08	9.00	518	
15s35s35s60	0.93	2.17	2.17	3.72	---	3.54	9.00	9.96	0.68	2.75	3.46	3.0	12.2	15.4	98	3.27	A	1375	A++	6.25	9.00	505	
15s35s35s71	0.87	2.02	2.02	4.10	---	3.70	9.00	10.50	0.71	2.75	4.17	3.1	12.2	18.5	98	3.27	A	1375	A++	6.26	9.00	504	
15s35s42s42	1.01	2.35	2.82	2.82	---	3.38	9.00	9.33	0.68	3.16	3.37	3.0	14.0	15.0	98	2.85	C	1580	A++	6.12	9.00	515	
15s35s42s50	0.95	2.22	2.66	3.17	---	3.49	9.00	9.51	0.71	3.04	3.39	3.1	13.5	15.0	98	2.96	C	1520	A+	6.08	9.00	518	
15s35s42s60	0.89	2.07	2.49	3.55	---	3.64	9.00	10.47	0.71	2.82	4.17	3.1	12.5	18.5	98	3.19	B	1410	A++	6.25	9.00	504	
15s35s50s50	0.90	2.10	3.00	3.00	---	3.61	9.00	10.26	0.71	2.92	4.19	3.1	13.0	18.6	98	3.08	B	1460	A+	6.08	9.00	518	
15s42s42s42	0.96	2.68	2.68	2.68	---	3.48	9.00</																

## COOLING

OUTDOOR UNIT	INDOOR UNIT	COOLING CAPACITY (kW)					TOTAL CAPACITY (kW)			POWER INPUT COOLING (kW)			TOTAL CURRENT (A)			POWER FACTOR (%)	EER	ENERGY LABEL	AEC (kWh)	Seasonal data			
		A ROOM	B ROOM	C ROOM	D ROOM	E ROOM	Min.	Nom.	Max.	Min.	Nom.	Max.	Min.	Nom.	Max.					label	SEER	Pdesign	AEC
5MXS90E3V3B	20+20+50+60	1.20	1.20	3.00	3.60	---	3.61	9.00	10.45	0.71	2.70	3.88	3.1	12.0	17.2	98	3.33	A	1350	A++	6.32	9.00	499
	20+25+25+25	1.67	2.09	2.09	2.09	---	2.80	7.94	8.78	0.58	2.32	2.82	2.6	10.3	12.5	98	3.42	A	1160	A++	6.45	7.94	432
	20+25+25+35	1.57	1.98	1.98	2.77	---	2.95	8.30	9.12	0.61	2.69	3.22	2.7	11.9	14.3	98	3.09	B	1345	A++	6.29	8.30	462
	20+25+25+42	1.53	1.91	1.91	3.19	---	3.05	8.54	9.31	0.61	2.82	3.36	2.7	12.5	14.9	98	3.03	B	1410	A++	6.28	8.54	476
	20+25+25+50	1.46	1.84	1.84	3.68	---	3.17	8.82	9.49	0.64	2.90	3.39	2.8	12.9	15.0	98	3.04	B	1450	A++	6.22	8.82	497
	20+25+25+60	1.39	1.73	1.73	4.15	---	3.32	9.00	9.94	0.65	2.75	3.46	2.9	12.2	15.4	98	3.27	A	1375	A++	6.39	9.00	494
	20+25+25+71	1.27	1.60	1.60	4.53	---	3.48	9.00	9.96	0.68	2.68	3.46	3.0	11.9	15.4	98	3.36	A	1340	A++	6.39	9.00	493
	20+25+35+35	1.50	1.89	2.63	2.63	---	3.10	8.65	9.31	0.64	2.88	3.36	2.8	12.8	14.9	98	3.00	B	1440	A++	6.22	8.65	487
	20+25+35+42	1.46	1.82	2.55	3.06	---	3.20	8.89	9.32	0.64	3.08	3.36	2.8	13.7	14.9	98	2.89	C	1540	A++	6.20	8.89	502
	20+25+35+50	1.39	1.73	2.42	3.46	---	3.32	9.00	9.49	0.68	3.04	3.39	3.0	13.5	15.0	98	2.96	C	1520	A++	6.20	9.00	509
	20+25+35+60	1.28	1.61	2.25	3.86	---	3.46	9.00	9.95	0.68	2.75	3.46	3.0	12.2	15.4	98	3.27	A	1375	A++	6.32	9.00	499
	20+25+35+71	1.19	1.49	2.09	4.23	---	3.63	9.00	10.42	0.71	2.68	4.01	3.1	11.9	17.8	98	3.36	A	1340	A++	6.32	9.00	499
	20+25+42+42	1.40	1.74	2.93	2.93	---	3.30	9.00	9.33	0.68	3.15	3.36	3.0	14.0	14.9	98	2.86	C	1575	A++	6.20	9.00	508
	20+25+42+50	1.32	1.64	2.76	3.28	---	3.42	9.00	9.50	0.68	3.04	3.39	3.0	13.5	15.0	98	2.96	C	1520	A++	6.20	9.00	509
	20+25+42+60	1.23	1.53	2.57	3.67	---	3.57	9.00	10.41	0.71	2.81	4.00	3.1	12.5	17.7	98	3.20	A	1405	A++	6.33	9.00	498
	20+25+50+50	1.25	1.55	3.10	3.10	---	3.54	9.00	9.68	0.71	2.92	3.42	3.1	13.0	15.2	98	3.08	B	1460	A++	6.20	9.00	509
	20+25+50+60	1.17	1.45	2.90	3.48	---	3.69	9.00	10.49	0.71	2.70	3.96	3.1	12.0	17.6	98	3.33	A	1350	A++	6.32	9.00	499
	20+35+35+35	1.44	2.52	2.52	2.52	---	3.24	9.00	9.32	0.68	3.15	3.36	3.0	14.0	14.9	98	2.86	C	1575	A++	6.14	9.00	514
	20+35+35+42	1.36	2.39	2.39	2.86	---	3.35	9.00	9.33	0.68	3.15	3.36	3.0	14.0	14.9	98	2.86	C	1575	A++	6.14	9.00	514
	20+35+35+50	1.29	2.25	2.25	3.21	---	3.46	9.00	9.50	0.71	3.04	3.39	3.1	13.5	15.0	98	2.96	C	1520	A++	6.14	9.00	514
	20+35+35+60	1.20	2.10	2.10	3.60	---	3.61	9.00	10.40	0.71	2.75	4.01	3.1	12.2	17.8	98	3.27	A	1375	A++	6.26	9.00	504
	20+35+42+42	1.29	2.27	2.72	2.72	---	3.45	9.00	9.33	0.71	3.16	3.37	3.1	14.0	15.0	98	2.85	C	1580	A++	6.15	9.00	513
	20+35+42+50	1.23	2.14	2.57	3.06	---	3.57	9.00	10.00	0.71	3.04	3.99	3.1	13.5	17.7	98	2.96	C	1520	A++	6.14	9.00	513
	20+35+50+50	1.17	2.03	2.90	2.90	---	3.69	9.00	10.26	0.75	2.92	4.19	3.3	13.0	18.6	98	3.08	B	1460	A++	6.14	9.00	514
	20+42+42+42	1.23	2.59	2.59	2.59	---	3.55	9.00	9.34	0.71	3.16	3.37	3.1	14.0	15.0	98	2.85	C	1580	A++	6.15	9.00	513
	20+42+42+50	1.18	2.45	2.45	2.92	---	3.67	9.00	10.01	0.75	3.04	3.99	3.3	13.5	17.7	98	2.96	C	1520	A++	6.15	9.00	513
	25+25+25+25	2.03	2.03	2.03	2.03	---	2.88	8.12	9.03	0.58	2.56	3.22	2.6	11.4	14.3	98	3.17	B	1280	A++	6.43	8.12	443
	25+25+25+35	1.93	1.93	1.93	2.68	---	3.02	8.47	9.12	0.61	2.82	3.22	2.7	12.5	14.3	98	3.00	B	1410	A++	6.29	8.47	472
	25+25+25+42	1.87	1.86	1.86	3.13	---	3.13	8.72	9.31	0.64	2.95	3.36	2.8	13.1	14.9	98	2.96	C	1475	A++	6.29	8.72	486
	25+25+25+50	1.80	1.80	1.80	3.60	---	3.24	9.00	9.49	0.64	3.04	3.39	2.8	13.5	15.0	98	2.96	C	1520	A++	6.21	9.00	508
	25+25+25+60	1.67	1.67	1.67	3.99	---	3.39	9.00	9.94	0.68	2.75	3.46	3.0	12.2	15.4	98	3.27	A	1375	A++	6.39	9.00	493
	25+25+25+71	1.54	1.54	1.54	4.38	---	3.55	9.00	9.96	0.71	2.68	4.46	3.1	11.9	15.4	98	3.36	A	1340	A++	6.39	9.00	493
	25+25+35+35	1.84	1.84	2.57	2.57	---	3.17	8.82	9.31	0.64	3.02	3.36	2.8	13.4	14.9	98	2.92	C	1510	A++	6.22	8.82	497
	25+25+35+42	1.77	1.77	2.48	2.98	---	3.27	9.00	9.32	0.68	3.15	3.36	3.0	14.0	14.9	98	2.86	C	1575	A++	6.20	9.00	509
	25+25+35+50	1.67	1.67	2.33	3.33	---	3.39	9.00	9.49	0.68	3.04	3.39	3.0	13.5	15.0	98	2.96	C	1520	A++	6.20	9.00	509
	25+25+35+60	1.55	1.55	2.18	3.72	---	3.54	9.00	9.95	0.71	2.75	3.46	3.1	12.2	15.4	98	3.27	A	1375	A++	6.32	9.00	499
	25+25+35+71	1.44	1.44	2.02	4.10	---	3.70	9.00	10.42	0.71	2.68	4.01	3.1	11.9	17.8	98	3.36	A	1340	A++	6.32	9.00	499
	25+25+42+42	1.68	1.68	2.82	2.82	---	3.38	9.00	9.33	0.68	3.15	3.36	3.0	14.0	14.9	98	2.86	C	1575	A++	6.20	9.00	508
	25+25+42+50	1.58	1.58	2.67	3.17	---	3.49	9.00	9.50	0.71	3.04	3.39	3.1	13.5	15.0	98	2.96	C	1520	A++	6.20	9.00	508
	25+25+42+60	1.48	1.48	2.49	3.55	---	3.64	9.00	10.47	0.71	2.81	4.00	3.1	12.5	17.7	98	3.20	A	1405	A++	6.32	9.00	499
	25+25+50+50	1.50	1.50	3.00	3.00	---	3.61	9.00	10.25	0.71	2.92	4.18	3.1	13.0	18.5	98	3.08	B	1460	A++	6.20	9.00	509
	25+35+35+35	1.74	2.42	2.42	2.42	---	3.32	9.00	9.34	0.68	3.15	3.36	3.0	14.0	14.9	98	2.86	C	1575	A++	6.14	9.00	514
	25+35+35+42	1.64	2.30	2.30	2.76	---	3.42	9.00	9.33	0.71	3.15	3.36	3.1	14.0	14.9	98	2.86	C	1575	A++	6.14	9.00	513
	25+35+35+50	1.56	2.17	2.17	3.10	---	3.54	9.00	9.50	0.71	3.04	3.39	3.1	13.5	15.0	98	2.96	C	1520	A++	6.14	9.00	514
	25+35+35+60	1.46	2.03	2.03	3.48	---	3.69	9.00	10.40	0.71	2.75	4.01	3.1	12.2	17.8	98	3.27	A	1375	A++	6.26	9.00	504
	25+35+42+42	1.56	2.18	2.63	2.63	---	3.52	9.00	9.33	0.71	3.16	3.37	3.1	14.0	15.0	98	2.85	C	1580	A++	6.15	9.00	513
	25+35+42+50	1.48	2.07	2.49	2.96	---	3.64	9.00	10.00	0.75	3.04	3.99	3.3	13.5	17.7	98	2.96	C	1520	A++	6.15	9.00	513
	25+42+42+42	1.50	2.50	2.50	2.50	---	3.63	9.00	9.83	0.75	3.16	3.95	3.3	14.0	17.5	98	2.85	C	1580	A++	6.15	9.00	513
	35+35+35+35	2.25	2.25	2.25	2.25	---	3.46	9.00	9.32	0.71	3.15	3.36	3.1	14.0	14.9	98	2.86	C	1575	A+	6.08	9.00	518
	35+35+35+42	2.14	2.14	2.14	2.58	---	3.57	9.00	9.82	0.75	3.16	3.95	3.3	14.0	17.5	98	2.85	C	1580	A+	6.08	9.00	518
35+35+35+50	2.03	2.03	2.03	2.91	---	3.69	9.00	9.95	0.75	3.04	3.91	3.3	13.5	17.3	98	2.96	C	1520	A+	6.08	9.00	518	
35+35+42+42	2.05	2.05	2.45	2.45	---	3.67	9.00	9.83	0.75	3.16	3.95	3.3	14.0	17.5	98	2.85	C	1580	A+	6.08	9.00	518	
15+15+15+15+15	1.45	1.45	1.45	1.45	1.45	2.51	7.24	7.64	0.52	1.79	2.01	2.3	7.9	8.9	98	4.04	A	895	A++	6.39	7.24	397	
15+15+15+15+20	1.39	1.39	1.39	1.39	1.86	2.58	7.42	7.96	0.52	1.90	2.18	2.3	8.4	9.7	98	3.91	A	950	A++	6.40	7.42	407	
15+15+15+15+25	1.34	1.34	1.34	1.34	2.23	2.66	7.59	8.25	0.55	2.01	2.36	2.4	8.9	10.5	98	3.78	A	1005	A++	6.41	7.59	415	
15+15+15+15+35	1.25	1.25	1.25	1.25	2.93	2.80	7.94	8.78	0.58	2.18	2.68	2.6	9.7	11.9	98	3.64	A	1090	A++	6.29	7.94	442	
15+15+15+15+42	1.20	1.20	1.20	1.20	3.37	2.91	8.19	9.12	0.58	2.30	2.88	2.6	10.2	12.8	98	3.56	A	1150	A++	6.29	8.19	456	
15+15+15+15+50	1.16	1.16	1.16	1.16	3.85	3.02	8.47	9.45	0.61	2.37	2.97	2.7	10.5	13.2	98	3.57	A	1185	A++	6.29	8.47	472	
15+15+15+15+60	1.10																						

## COOLING

OUTDOOR UNIT	INDOOR UNIT	COOLING CAPACITY (kW)					TOTAL CAPACITY (kW)			POWER INPUT COOLING (kW)			TOTAL CURRENT (A)			POWER FACTOR (%)	EER	ENERGY LABEL	AEC (kWh)	Seasonal data			
		A ROOM	B ROOM	C ROOM	D ROOM	E ROOM	Min.	Nom.	Max.	Min.	Nom.	Max.	Min.	Nom.	Max.					label	SEER	Pdesign	AEC
5MXS90E3V3B	1541542042020	1.30	1.30	1.73	1.73	1.73	2.73	7.77	8.53	0.55	2.06	2.49	2.4	9.1	11.0	98	3.77	A	1030	A++	6.42	7.78	424
	1541542042025	1.25	1.25	1.67	1.67	2.09	2.80	7.94	8.78	0.58	2.18	2.68	2.6	9.7	11.9	98	3.64	A	1090	A++	6.39	7.94	435
	1541542042035	1.19	1.19	1.58	1.58	2.77	2.95	8.30	9.25	0.58	2.36	2.95	2.6	10.5	13.1	98	3.52	A	1180	A++	6.32	8.30	460
	1541542042042	1.14	1.14	1.53	1.53	3.20	3.05	8.54	9.53	0.61	2.49	3.17	2.7	11.0	14.1	98	3.43	A	1245	A++	6.31	8.54	474
	1541542042050	1.10	1.10	1.47	1.47	3.68	3.17	8.82	9.81	0.61	2.56	3.26	2.7	11.4	14.5	98	3.45	A	1280	A++	6.25	8.82	495
	1541542042060	1.04	1.04	1.38	1.38	4.15	3.32	9.00	10.09	0.65	2.46	3.17	2.9	10.9	14.1	98	3.66	A	1230	A++	6.24	9.00	505
	1541542042071	0.96	0.96	1.28	1.28	4.53	3.48	9.00	10.32	0.65	2.47	3.33	2.9	11.0	14.8	98	3.64	A	1235	A++	6.24	9.00	506
	1541542042525	1.22	1.22	1.62	2.03	2.03	2.88	8.12	9.03	0.58	2.24	2.81	2.6	9.9	12.5	98	3.63	A	1120	A++	6.39	8.12	445
	1541542042535	1.16	1.16	1.54	1.93	2.70	3.02	8.47	9.45	0.61	2.49	3.09	2.7	11.0	13.7	98	3.40	A	1245	A++	6.30	8.47	471
	1541542042542	1.12	1.12	1.49	1.86	3.13	3.13	8.72	9.71	0.61	2.62	3.31	2.7	11.6	14.7	98	3.33	A	1310	A++	6.29	8.72	486
	1541542042550	1.08	1.08	1.44	1.80	3.60	3.24	9.00	9.96	0.65	2.70	3.41	2.9	12.0	15.1	98	3.33	A	1350	A++	6.25	9.00	505
	1541542042560	1.00	1.00	1.33	1.67	4.00	3.39	9.00	10.21	0.65	2.46	3.32	2.9	10.9	14.7	98	3.66	A	1230	A++	6.24	9.00	505
	1541542042571	0.92	0.92	1.23	1.54	4.38	3.55	9.00	10.40	0.68	2.47	3.40	3.0	11.0	15.1	98	3.64	A	1235	A++	6.24	9.00	506
	1541542043535	1.10	1.10	1.47	2.57	2.57	3.17	8.82	9.81	0.61	2.68	3.39	2.7	11.9	15.0	98	3.29	A	1340	A++	6.20	8.82	498
	1541542043542	1.06	1.06	1.42	2.48	2.98	3.27	9.00	9.98	0.65	2.75	3.46	2.9	12.2	15.4	98	3.27	A	1375	A++	6.18	9.00	510
	1541542043550	1.00	1.00	1.33	2.33	3.33	3.39	9.00	10.16	0.65	2.70	3.49	2.9	12.0	15.5	98	3.33	A	1350	A++	6.18	9.00	510
	1541542043560	0.93	0.93	1.24	2.17	3.72	3.54	9.00	10.38	0.68	2.46	3.40	3.0	10.9	15.1	98	3.66	A	1230	A++	6.18	9.00	511
	1541542043571	0.87	0.87	1.15	2.02	4.10	3.70	9.00	10.50	0.71	2.47	3.48	3.1	11.0	15.4	98	3.64	A	1235	A++	6.17	9.00	511
	1541542044242	1.01	1.01	1.34	2.82	2.82	3.38	9.00	9.99	0.68	2.75	3.47	3.0	12.2	15.4	98	3.27	A	1375	A++	6.18	9.00	510
	1541542044250	0.95	0.95	1.27	2.66	3.17	3.49	9.00	10.16	0.68	2.70	3.49	3.0	12.0	15.5	98	3.33	A	1350	A++	6.18	9.00	510
	1541542044260	0.89	0.89	1.18	2.49	3.55	3.64	9.00	10.47	0.68	2.47	3.48	3.0	11.0	15.4	98	3.64	A	1235	A++	6.17	9.00	511
	1541542045050	0.90	0.90	1.20	3.00	3.00	3.61	9.00	10.45	0.68	2.58	3.68	3.0	11.4	16.3	98	3.49	A	1290	A++	6.18	9.00	510
	15415425252525	1.19	1.19	1.98	1.98	1.98	2.95	8.30	9.25	0.58	2.36	2.95	2.6	10.5	13.1	98	3.52	A	1180	A++	6.39	8.30	455
	15415425252535	1.13	1.13	1.88	1.88	2.63	3.10	8.65	9.64	0.61	2.55	3.24	2.7	11.3	14.4	98	3.39	A	1275	A++	6.30	8.65	481
	15415425252542	1.09	1.09	1.82	1.82	3.06	3.20	8.89	9.87	0.65	2.68	3.39	2.9	11.9	15.0	98	3.32	A	1340	A++	6.24	8.89	499
	15415425252550	1.04	1.04	1.73	1.73	3.46	3.32	9.00	10.09	0.65	2.70	3.49	2.9	12.0	15.5	98	3.33	A	1350	A++	6.25	9.00	505
	15415425252560	0.96	0.96	1.61	1.61	3.86	3.46	9.00	10.31	0.65	2.46	3.40	2.9	10.9	15.1	98	3.66	A	1230	A++	6.24	9.00	505
	15415425252571	0.89	0.89	1.49	1.49	4.23	3.63	9.00	10.46	0.68	2.47	3.48	3.0	11.0	15.4	98	3.64	A	1235	A++	6.24	9.00	506
	15415425253535	1.08	1.08	1.80	2.52	2.52	3.24	9.00	9.96	0.65	2.82	3.46	2.9	12.5	15.4	98	3.19	B	1410	A++	6.18	9.00	510
	15415425253542	1.02	1.02	1.70	2.39	2.86	3.35	9.00	9.98	0.65	2.75	3.46	2.9	12.2	15.4	98	3.27	A	1375	A++	6.18	9.00	510
	15415425253550	0.96	0.96	1.61	2.25	3.21	3.46	9.00	10.16	0.68	2.70	3.49	3.0	12.0	15.5	98	3.33	A	1350	A++	6.18	9.00	510
	15415425253560	0.90	0.90	1.50	2.10	3.60	3.61	9.00	10.45	0.68	2.46	3.48	3.0	10.9	15.4	98	3.66	A	1230	A++	6.17	9.00	511
	15415425254242	0.97	0.97	1.62	2.72	2.72	3.45	9.00	9.99	0.68	2.75	3.47	3.0	12.2	15.4	98	3.27	A	1375	A++	6.18	9.00	510
	15415425254250	0.92	0.92	1.53	2.57	3.06	3.57	9.00	10.41	0.68	2.70	3.81	3.0	12.0	16.9	98	3.33	A	1350	A++	6.18	9.00	510
	15415425254250	0.87	0.87	1.45	2.90	2.90	3.69	9.00	10.49	0.71	2.58	3.68	3.1	11.4	16.3	98	3.49	A	1290	A++	6.18	9.00	510
	15415435353535	1.00	1.00	2.33	2.33	2.33	3.39	9.00	9.98	0.68	2.82	3.46	3.0	12.5	15.4	98	3.19	B	1410	A++	6.12	9.00	515
	15415435353542	0.95	0.95	2.22	2.22	2.66	3.49	9.00	9.99	0.68	2.75	3.47	3.0	12.2	15.4	98	3.27	A	1375	A++	6.12	9.00	515
	15415435353550	0.90	0.90	2.10	2.10	3.00	3.61	9.00	10.45	0.71	2.70	3.80	3.1	12.0	16.9	98	3.33	A	1350	A++	6.12	9.00	515
	15415435354242	0.91	0.91	2.11	2.54	2.54	3.60	9.00	10.44	0.71	2.75	4.01	3.1	12.2	17.8	98	3.27	A	1375	A++	6.12	9.00	515
	1542042042020	1.25	1.67	1.67	1.67	1.67	2.80	7.94	8.78	0.58	2.18	2.68	2.6	9.7	11.9	98	3.64	A	1090	A++	6.41	7.94	434
	1542042042025	1.22	1.62	1.62	1.62	2.03	2.88	8.12	9.03	0.58	2.24	2.81	2.6	9.9	12.5	98	3.63	A	1120	A++	6.39	8.12	445
	1542042042035	1.16	1.54	1.54	1.54	2.70	3.02	8.47	9.45	0.61	2.49	3.09	2.7	11.0	13.7	98	3.40	A	1245	A++	6.32	8.47	470
	1542042042042	1.12	1.49	1.49	1.49	3.13	3.13	8.72	9.71	0.61	2.62	3.31	2.7	11.6	14.7	98	3.33	A	1310	A++	6.29	8.72	486
	1542042042050	1.08	1.44	1.44	1.44	3.60	3.24	9.00	9.96	0.65	2.70	3.41	2.9	12.0	15.1	98	3.33	A	1350	A++	6.24	9.00	505
	1542042042060	1.00	1.33	1.33	1.33	4.00	3.39	9.00	10.21	0.65	2.46	3.32	2.9	10.9	14.7	98	3.66	A	1230	A++	6.24	9.00	506
	1542042042071	0.92	1.23	1.23	1.23	4.38	3.55	9.00	10.40	0.68	2.47	3.40	3.0	11.0	15.1	98	3.64	A	1235	A++	6.23	9.00	506
	1542042042525	1.19	1.58	1.58	1.98	1.98	2.95	8.30	9.25	0.58	2.36	2.95	2.6	10.5	13.1	98	3.52	A	1180	A++	6.39	8.30	455
	1542042042535	1.13	1.50	1.50	1.88	2.63	3.10	8.65	9.64	0.61	2.55	3.24	2.7	11.3	14.4	98	3.39	A	1275	A++	6.30	8.65	481
	1542042042542	1.09	1.46	1.46	1.82	3.06	3.20	8.89	9.87	0.65	2.68	3.39	2.9	11.9	15.0	98	3.32	A	1340	A++	6.24	8.89	499
	1542042042550	1.04	1.38	1.38	1.73	3.46	3.32	9.00	10.09	0.65	2.70	3.49	2.9	12.0	15.5	98	3.33	A	1350	A++	6.25	9.00	505
1542042042560	0.96	1.29	1.29	1.61	3.86	3.46	9.00	10.31	0.65	2.46	3.40	2.9	10.9	15.1	98	3.66	A	1230	A++	6.23	9.00	506	
1542042042571	0.89	1.19	1.19	1.49	4.23	3.63	9.00	10.46	0.68	2.47	3.48	3.0	11.0	15.4	98	3.64	A	1235	A++	6.23	9.00	506	
1542042043535	1.08	1.44	1.44	2.52	2.52	3.24	9.00	9.96	0.65	2.82	3.46	2.9	12.5	15.4	98	3.19	B	1410	A++	6.18	9.00	510	
1542042043542	1.02	1.36	1.36	2.39	2.86	3.35	9.00	9.98	0.65	2.75	3.46	2.9	12.2	15.4	98	3.27	A	1375	A++	6.18	9.00	510	
1542042043550	0.96	1.29	1.29	2.25	3.21	3.46	9.00	10.16	0.68	2.70	3.49	3.0	12.0	15.5	98	3.33	A	1350	A++	6.18	9.00	510	
1542042043560	0.90	1.20	1.20	2.10	3.60	3.61	9.00	10.45	0.68	2.46	3.48	3.0	10.9	15.4	98	3.66	A	1230	A++	6.17	9.00	511	
1542042044242	0.97	1.29	1.29	2.72	2.72	3.45	9.00	9.99	0.68	2.75													

COOLING

OUTDOOR UNIT	INDOOR UNIT	COOLING CAPACITY (kW)					TOTAL CAPACITY (kW)			POWER INPUT COOLING (kW)			TOTAL CURRENT (A)			POWER FACTOR (%)	EER	ENERGY LABEL	AEC (kWh)	Seasonal data			
		A ROOM	B ROOM	C ROOM	D ROOM	E ROOM	Min.	Nom.	Max.	Min.	Nom.	Max.	Min.	Nom.	Max.					label	SEER	Pdesign	AEC
5MXS90E3V3B	1.5+2.5+2.5+4.2+4.2	0.91	1.51	1.51	2.54	2.54	3.60	9.00	10.44	0.71	2.75	4.09	3.1	12.2	18.1	98	3.27	A	1375	A++	6.18	9.00	510
	1.5+2.5+3.5+3.5+3.5	0.93	1.55	2.17	2.17	2.17	3.54	9.00	9.98	0.68	2.82	3.46	3.0	12.5	15.4	98	3.19	B	1410	A++	6.12	9.00	515
	1.5+2.5+3.5+3.5+4.2	0.89	1.48	2.07	2.07	2.49	3.64	9.00	10.47	0.71	2.75	4.09	3.1	12.2	18.1	98	3.27	A	1375	A++	6.12	9.00	515
	1.5+3.5+3.5+3.5+3.5	0.87	2.03	2.03	2.03	2.03	3.69	9.00	10.49	0.71	2.75	4.17	3.1	12.2	18.5	98	3.27	A	1375	A+	6.06	9.00	521
	2.0+2.0+2.0+2.0+2.0	1.63	1.63	1.63	1.63	1.63	2.88	8.15	9.03	0.58	2.30	2.81	2.6	10.2	12.5	98	3.54	A	1150	A++	6.40	8.15	446
	2.0+2.0+2.0+2.0+2.5	1.58	1.58	1.58	1.58	1.98	2.95	8.30	9.25	0.58	2.36	2.95	2.6	10.5	13.1	98	3.52	A	1180	A++	6.39	8.30	455
	2.0+2.0+2.0+2.0+3.5	1.50	1.50	1.50	1.50	2.65	3.10	8.65	9.64	0.61	2.55	3.24	2.7	11.3	14.4	98	3.39	A	1275	A++	6.30	8.65	481
	2.0+2.0+2.0+2.0+4.2	1.46	1.46	1.46	1.46	3.05	3.20	8.89	9.87	0.65	2.68	3.39	2.9	11.9	15.0	98	3.32	A	1340	A++	6.24	8.89	499
	2.0+2.0+2.0+2.0+5.0	1.38	1.38	1.38	1.38	3.48	3.32	9.00	10.09	0.65	2.70	3.49	2.9	12.0	15.5	98	3.33	A	1350	A++	6.25	9.00	505
	2.0+2.0+2.0+2.0+6.0	1.29	1.29	1.29	1.29	3.84	3.46	9.00	10.31	0.65	2.50	3.40	2.9	11.1	15.1	98	3.60	A	1250	A++	6.23	9.00	506
	2.0+2.0+2.0+2.0+7.1	1.19	1.19	1.19	1.19	4.24	3.63	9.00	10.46	0.68	2.47	3.48	3.0	11.0	15.4	98	3.64	A	1235	A++	6.21	9.00	508
	2.0+2.0+2.0+2.5+2.5	1.54	1.54	1.54	1.92	1.92	3.02	8.46	9.45	0.61	2.49	3.09	2.7	11.0	13.7	98	3.40	A	1245	A++	6.38	8.46	464
	2.0+2.0+2.0+2.5+3.5	1.47	1.47	1.47	1.84	2.57	3.17	8.82	9.81	0.61	2.68	3.39	2.7	11.9	15.0	98	3.29	A	1340	A++	6.27	8.82	493
	2.0+2.0+2.0+2.5+4.2	1.42	1.42	1.42	1.77	2.97	3.27	9.00	9.97	0.65	2.82	3.46	2.9	12.5	15.4	98	3.19	B	1410	A++	6.25	9.00	505
	2.0+2.0+2.0+2.5+5.0	1.33	1.33	1.33	1.67	3.34	3.39	9.00	10.15	0.65	2.70	3.49	2.9	12.0	15.5	98	3.33	A	1350	A++	6.25	9.00	505
	2.0+2.0+2.0+2.5+6.0	1.24	1.24	1.24	1.55	3.73	3.54	9.00	10.38	0.68	2.50	3.40	3.0	11.1	15.1	98	3.60	A	1250	A++	6.22	9.00	507
	2.0+2.0+2.0+2.5+7.1	1.15	1.15	1.15	1.44	4.11	3.70	9.00	10.50	0.71	2.47	3.48	3.1	11.0	15.4	98	3.64	A	1235	A++	6.21	9.00	508
	2.0+2.0+2.0+3.5+3.5	1.54	1.54	1.54	1.92	1.92	3.02	8.46	9.45	0.61	2.49	3.09	2.7	11.0	13.7	98	3.40	A	1245	A++	6.24	8.46	475
	2.0+2.0+2.0+3.5+4.2	1.31	1.31	1.31	2.31	2.76	3.42	9.00	9.98	0.68	2.75	3.46	3.0	12.2	15.4	98	3.27	A	1375	A++	6.18	9.00	510
	2.0+2.0+2.0+3.5+5.0	1.24	1.24	1.24	2.17	3.11	3.54	9.00	10.16	0.68	2.74	3.49	3.0	12.2	15.5	98	3.28	A	1370	A++	6.18	9.00	510
	2.0+2.0+2.0+3.5+6.0	1.16	1.16	1.16	2.03	3.49	3.69	9.00	10.49	0.71	2.46	3.48	3.1	10.9	15.4	98	3.66	A	1230	A++	6.15	9.00	513
	2.0+2.0+2.0+4.2+4.2	1.24	1.24	1.24	2.64	2.64	3.52	9.00	9.99	0.68	2.75	3.47	3.0	12.2	15.4	98	3.27	A	1375	A++	6.18	9.00	510
	2.0+2.0+2.0+4.2+5.0	1.18	1.18	1.18	2.50	2.96	3.64	9.00	10.47	0.71	2.70	3.89	3.1	12.0	17.3	98	3.33	A	1350	A++	6.18	9.00	510
	2.0+2.0+2.5+2.5+2.5	1.51	1.51	1.88	1.88	1.88	3.10	8.66	9.64	0.61	2.55	3.24	2.7	11.3	14.4	98	3.40	A	1275	A++	6.37	8.66	477
	2.0+2.0+2.5+2.5+3.5	1.44	1.44	1.80	1.80	2.52	3.24	9.00	9.96	0.65	2.82	3.46	2.9	12.5	15.4	98	3.19	B	1410	A++	6.25	9.00	505
	2.0+2.0+2.5+2.5+4.2	1.37	1.37	1.70	1.70	2.86	3.35	9.00	9.66	0.65	2.86	3.46	2.9	12.7	15.4	98	3.15	B	1430	A++	6.25	9.00	505
	2.0+2.0+2.5+2.5+5.0	1.29	1.29	1.61	1.61	3.20	3.46	9.00	10.15	0.68	2.70	3.49	3.0	12.0	15.5	98	3.33	A	1350	A++	6.25	9.00	505
	2.0+2.0+2.5+2.5+6.0	1.20	1.20	1.50	1.50	3.60	3.61	9.00	10.45	0.68	2.46	3.48	3.0	10.9	15.4	98	3.66	A	1230	A++	6.22	9.00	507
	2.0+2.0+2.5+3.5+3.5	1.33	1.33	1.68	2.33	2.33	3.39	9.00	9.97	0.68	2.82	3.46	3.0	12.5	15.4	98	3.19	B	1410	A++	6.18	9.00	510
	2.0+2.0+2.5+3.5+4.2	1.27	1.27	1.58	2.22	2.66	3.49	9.00	9.66	0.68	2.79	3.46	3.0	12.4	15.4	98	3.23	A	1395	A++	6.18	9.00	510
	2.0+2.0+2.5+3.5+5.0	1.20	1.20	1.50	2.10	3.00	3.61	9.00	10.45	0.71	2.70	3.80	3.1	12.0	16.9	98	3.33	A	1350	A++	6.18	9.00	510
	2.0+2.0+2.5+4.2+4.2	1.21	1.21	1.50	2.54	2.54	3.60	9.00	10.44	0.71	2.75	4.01	3.1	12.2	17.8	98	3.27	A	1375	A++	6.18	9.00	510
	2.0+2.0+3.5+3.5+3.5	1.23	1.23	2.18	2.18	2.18	3.54	9.00	9.98	0.68	2.82	3.46	3.0	12.5	15.4	98	3.19	B	1410	A++	6.12	9.00	515
	2.0+2.0+3.5+3.5+4.2	1.18	1.18	2.07	2.07	2.50	3.64	9.00	10.47	0.71	2.75	4.01	3.1	12.2	17.8	98	3.27	A	1375	A++	6.12	9.00	515
	2.0+2.5+2.5+2.5+2.5	1.46	1.84	1.84	1.84	1.84	3.17	8.82	9.81	0.61	2.68	3.39	2.7	11.9	15.0	98	3.29	A	1340	A++	6.34	8.82	488
	2.0+2.5+2.5+2.5+3.5	1.39	1.73	1.73	1.73	2.42	3.32	9.00	9.96	0.65	2.82	3.46	2.9	12.5	15.4	98	3.19	B	1410	A++	6.25	9.00	505
	2.0+2.5+2.5+2.5+4.2	1.32	1.64	1.64	1.64	2.76	3.42	9.00	9.97	0.68	2.82	3.46	3.0	12.5	15.4	98	3.19	B	1410	A++	6.25	9.00	505
	2.0+2.5+2.5+2.5+5.0	1.25	1.55	1.55	1.55	3.10	3.54	9.00	10.15	0.68	2.70	3.49	3.0	12.0	15.5	98	3.33	A	1350	A++	6.25	9.00	505
	2.0+2.5+2.5+2.5+6.0	1.17	1.45	1.45	1.45	3.48	3.69	9.00	10.49	0.71	2.46	3.48	3.1	10.9	15.4	98	3.66	A	1230	A++	6.22	9.00	507
	2.0+2.5+2.5+3.5+3.5	1.28	1.61	1.61	2.25	2.25	3.46	9.00	9.97	0.68	2.82	3.46	3.0	12.5	15.4	98	3.19	B	1410	A++	6.18	9.00	510
	2.0+2.5+2.5+3.5+4.2	1.23	1.53	1.53	2.14	2.57	3.57	9.00	10.41	0.71	2.75	4.01	3.1	12.2	17.8	98	3.27	A	1375	A++	6.18	9.00	510
	2.0+2.5+2.5+3.5+5.0	1.17	1.45	1.45	2.03	2.90	3.69	9.00	10.49	0.71	2.70	3.88	3.1	12.0	17.2	98	3.33	A	1350	A++	6.18	9.00	510
	2.0+2.5+2.5+4.2+4.2	1.18	1.46	1.46	2.45	2.45	3.64	9.00	10.47	0.71	2.75	4.01	3.1	12.2	17.8	98	3.27	A	1375	A++	6.18	9.00	510
	2.0+2.5+3.5+3.5+3.5	1.20	1.50	2.10	2.10	2.10	3.61	9.00	10.42	0.71	2.82	4.01	3.1	12.5	17.8	98	3.19	B	1410	A++	6.12	9.00	515
	2.5+2.5+2.5+2.5+2.5	1.80	1.80	1.80	1.80	1.80	3.24	9.00	9.95	0.65	2.81	3.46	2.9	12.5	15.4	98	3.20	A	1405	A++	6.31	9.00	499
	2.5+2.5+2.5+2.5+3.5	1.67	1.67	1.67	1.67	2.32	3.39	9.00	9.96	0.68	2.75	3.46	3.0	12.2	15.4	98	3.27	A	1375	A++	6.25	9.00	505
	2.5+2.5+2.5+2.5+4.2	1.58	1.58	1.58	1.58	2.68	3.49	9.00	9.97	0.68	2.82	3.46	3.0	12.5	15.4	98	3.19	B	1410	A++	6.25	9.00	505
	2.5+2.5+2.5+2.5+5.0	1.50	1.50	1.50	1.50	3.00	3.61	9.00	10.45	0.71	2.70	3.88	3.1	12.0	17.2	98	3.33	A	1350	A++	6.25	9.00	505
	2.5+2.5+2.5+3.5+3.5	1.56	1.56	1.56	2.16	2.16	3.54	9.00	9.97	0.68	2.82	3.46	3.0	12.5	15.4	98	3.19	B	1410	A++	6.18	9.00	510
	2.5+2.5+2.5+3.5+4.2	1.48	1.48	1.48	2.07	2.49	3.64	9.00	10.47	0.71	2.75	4.01	3.1	12.2	17.8	98	3.27	A	1375	A++	6.18	9.00	510
	2.5+2.5+3.5+3.5+3.5	1.44	1.44	2.04	2.04	2.04	3.69	9.00	10.42	0.71	2.75	4.01	3.1	12.2	17.8	98	3.27	A	1375	A++	6.12	9.00	515

- Notes: 1. Cooling capacity is based on 27°CDB/19°CWB (Indoor temperature), 35°CDB (Outdoor temperature).  
 Heating capacity is based on 20°CDB (Indoor temperature), 7°CDB/6°CWB (Outdoor temperature).  
 2. The total ability of connected a indoor unit is up to 14.5kW.  
 3. It is impossible to connect the indoor unit for one room only.  
 4. The above is the value for connecting with the following indoor units.  
 1.5, 2.0, 2.5, 3.5, 4.2, 5.0 kW class; wall mounted K series  
 6.0, 7.1 kW class; wall mounted G series



## HEATING

OUTDOOR UNIT	INDOOR UNIT	HEATING CAPACITY (kW)					TOTAL CAPACITY (kW)			POWER INPUT COOLING (kW)			TOTAL CURRENT (A)			POWER FACTOR (%)	COP	ENERGY LABEL	Seasonal data				
		A ROOM	B ROOM	C ROOM	D ROOM	E ROOM	Min.	Nom.	Max.	Min.	Nom.	Max.	Min.	Nom.	Max.				label	SCOP	Pdesign	AEC	Back-up heater capacity at -10°C
5MXS90E3VBB	1.5+1.5	1.83	1.83	---	---	---	1.48	3.66	5.75	0.39	0.91	1.48	1.7	4.0	6.6	98	4.02	A	A	3.85	3.41	1239	0.63
	1.5+2.0	1.83	2.44	---	---	---	1.54	4.27	5.75	0.37	1.04	1.48	1.6	4.6	6.6	98	4.11	A	A	3.85	3.47	1262	0.62
	1.5+2.5	1.83	3.05	---	---	---	1.69	4.88	7.46	0.39	1.21	2.09	1.7	5.4	9.3	98	4.03	A	A	3.86	3.50	1269	0.64
	1.5+3.5	1.83	4.26	---	---	---	1.98	6.09	7.46	0.47	1.71	2.29	2.1	7.6	10.2	98	3.56	B	A	3.82	3.82	1399	0.68
	1.5+4.2	1.83	5.12	---	---	---	2.19	6.95	8.53	0.45	2.09	2.81	2.0	9.3	12.5	98	3.33	C	A	3.84	3.86	1409	0.72
	1.5+5.0	1.83	6.09	---	---	---	2.43	7.92	9.09	0.47	2.16	2.66	2.1	9.6	11.8	98	3.67	A	A	3.84	3.78	1377	0.71
	1.5+6.0	1.79	7.14	---	---	---	2.72	8.93	9.88	0.51	2.47	2.96	2.3	11.0	13.1	98	3.62	A	A	3.84	4.30	1567	0.81
	1.5+7.1	1.69	8.00	---	---	---	3.03	9.69	9.90	0.55	2.83	2.94	2.4	12.6	13.0	98	3.42	B	A	3.86	4.53	1643	0.84
	2.0+2.0	2.44	2.44	---	---	---	1.69	4.88	6.85	0.39	1.21	1.87	1.7	5.4	8.3	98	4.03	A	A	3.85	3.54	1289	0.68
	2.0+2.5	2.44	3.05	---	---	---	1.84	5.49	7.25	0.41	1.40	2.05	1.8	6.2	9.1	98	3.92	A	A	3.84	3.57	1303	0.64
	2.0+3.5	2.44	4.26	---	---	---	2.13	6.70	7.74	0.50	1.99	2.44	2.2	8.8	10.8	98	3.37	C	A	3.82	3.91	1432	0.70
	2.0+4.2	2.44	5.11	---	---	---	2.34	7.55	8.53	0.62	2.33	2.81	2.8	10.3	12.5	98	3.24	C	A	3.83	3.95	1446	0.74
	2.0+5.0	2.44	6.09	---	---	---	2.57	8.53	9.09	0.63	2.45	2.66	2.8	10.9	11.8	98	3.48	B	A	3.84	3.87	1412	0.73
	2.0+6.0	2.32	6.95	---	---	---	2.86	9.27	9.88	0.65	2.63	2.96	2.9	11.7	13.1	98	3.52	B	A	3.85	4.42	1606	0.87
	2.0+7.1	2.20	7.83	---	---	---	3.17	10.03	10.37	0.69	3.01	3.18	3.1	13.4	14.1	98	3.33	C	A	3.88	4.66	1684	0.90
	2.5+2.5	3.04	3.04	---	---	---	1.98	6.08	7.46	0.47	1.76	2.35	2.1	7.8	10.4	98	3.45	B	A	3.84	3.60	1312	0.67
	2.5+3.5	3.05	4.26	---	---	---	2.28	7.31	8.53	0.60	2.34	2.94	2.7	10.4	13.0	98	3.12	D	A	3.87	3.96	1434	0.75
	2.5+4.2	3.04	5.12	---	---	---	2.49	8.16	9.02	0.65	2.76	3.18	2.9	12.2	14.1	98	2.96	D	A	3.82	4.00	1465	0.72
	2.5+5.0	2.98	5.95	---	---	---	2.72	8.93	9.70	0.66	2.61	2.99	2.9	11.6	13.3	98	3.42	B	A	3.83	3.92	1435	0.71
	2.5+6.0	2.83	6.79	---	---	---	3.00	9.62	9.88	0.67	2.86	3.03	3.0	12.7	13.4	98	3.36	C	A	3.85	4.48	1629	0.86
	2.5+7.1	2.70	7.68	---	---	---	3.31	10.38	10.77	0.72	3.22	3.46	3.2	14.3	15.4	98	3.22	C	A	3.89	4.73	1701	0.91
	3.5+3.5	4.27	4.27	---	---	---	2.57	8.54	9.02	0.65	2.91	3.15	2.9	12.9	14.0	98	2.93	D	A	3.84	4.42	1610	0.87
	3.5+4.2	4.12	4.94	---	---	---	2.77	9.06	9.60	0.70	3.21	3.53	3.1	14.2	15.7	98	2.82	D	A	3.84	4.47	1630	0.85
	3.5+5.0	3.96	5.66	---	---	---	3.00	9.62	9.70	0.71	2.93	2.98	3.1	13.0	13.2	98	3.28	C	A	3.83	4.36	1595	0.81
	3.5+6.0	3.80	6.51	---	---	---	3.28	10.31	10.75	0.72	3.19	3.43	3.2	14.2	15.2	98	3.23	C	A	3.87	5.06	1830	0.97
	3.5+7.1	3.43	6.97	---	---	---	3.59	10.40	10.78	0.77	3.11	3.35	3.4	13.8	14.9	98	3.34	C	A	3.91	5.35	1917	1.00
	4.2+4.2	4.77	4.77	---	---	---	2.97	9.54	9.61	0.72	3.47	3.53	3.2	15.4	15.7	98	2.75	E	A	3.85	4.52	1644	0.83
	4.2+5.0	4.61	5.49	---	---	---	3.20	10.10	10.12	0.73	3.22	3.28	3.2	14.3	14.6	98	3.14	D	A	3.84	4.41	1607	0.86
	4.2+6.0	4.28	6.12	---	---	---	3.48	10.40	10.76	0.75	3.24	3.42	3.3	14.4	15.2	98	3.21	C	A	3.89	5.12	1845	0.97
	4.2+7.1	3.87	6.53	---	---	---	3.79	10.40	10.78	0.79	3.11	3.34	3.5	13.8	14.8	98	3.34	C	A	3.91	5.41	1940	1.00
	5.0+5.0	5.20	5.20	---	---	---	3.42	10.40	10.64	0.76	3.28	3.40	3.4	14.6	15.1	98	3.17	D	A	3.84	4.31	1573	0.82
	5.0+6.0	4.73	5.67	---	---	---	3.70	10.40	10.88	0.75	3.08	3.31	3.3	13.7	14.7	98	3.38	C	A	3.87	4.99	1806	0.97
	5.0+7.1	4.30	6.10	---	---	---	4.01	10.40	10.51	0.83	3.01	3.06	3.7	13.4	13.6	98	3.46	B	A	3.89	5.28	1900	1.00
	6.0+6.0	5.20	5.20	---	---	---	3.99	10.40	10.71	0.76	2.88	3.04	3.4	12.8	13.5	98	3.61	A	A	3.92	5.83	2080	1.10
	6.0+7.1	4.76	5.64	---	---	---	4.30	10.40	10.74	0.84	2.86	3.03	3.7	12.7	13.4	98	3.64	A	A	3.95	6.17	2187	1.20
	7.1+7.1	5.20	5.20	---	---	---	4.61	10.40	10.77	0.89	2.85	3.02	3.9	12.6	13.4	98	3.65	A	A	3.95	6.46	2289	1.26
	1.5+1.5+1.5	1.83	1.83	1.83	---	---	1.84	5.50	7.52	0.47	1.24	1.92	2.1	5.5	8.5	98	4.44	A	A	3.85	4.40	1599	0.85
	1.5+1.5+2.0	1.83	1.83	2.44	---	---	1.98	6.10	7.52	0.49	1.39	1.92	2.2	6.2	8.5	98	4.39	A	A	3.84	4.52	1648	0.83
	1.5+1.5+2.5	1.83	1.83	3.05	---	---	2.13	6.71	7.52	0.51	1.63	1.92	2.3	7.2	8.5	98	4.12	A	A	3.85	4.58	1667	0.89
	1.5+1.5+3.5	1.83	1.83	4.27	---	---	2.43	7.93	9.22	0.55	2.04	2.57	2.4	9.1	11.4	98	3.89	A	A	3.87	5.18	1874	0.96
	1.5+1.5+4.2	1.82	1.82	5.09	---	---	2.63	8.73	9.22	0.60	2.37	2.57	2.7	10.5	11.4	98	3.68	A	A	3.88	5.24	1890	1.02
	1.5+1.5+5.0	1.74	1.74	5.80	---	---	2.86	9.28	9.99	0.60	2.53	2.84	2.7	11.2	12.6	98	3.67	A	A	3.88	5.11	1842	0.96
	1.5+1.5+6.0	1.66	1.66	6.65	---	---	3.14	9.97	10.71	0.61	2.65	3.04	2.7	11.8	13.5	98	3.76	A	A	3.90	5.97	2143	1.12
	1.5+1.5+7.1	1.55	1.55	7.32	---	---	3.45	10.41	10.75	0.65	2.86	3.03	2.9	12.7	13.4	98	3.64	A	A	3.93	6.32	2252	1.23
	1.5+2.0+2.0	1.83	2.44	2.44	---	---	2.13	6.71	7.52	0.51	1.63	1.92	2.3	7.2	8.5	98	4.12	A	A	3.85	4.65	1693	0.89
	1.5+2.0+2.5	1.83	2.44	3.05	---	---	2.28	7.32	8.67	0.53	1.83	2.32	2.4	8.1	10.3	98	4.00	A	A	3.85	4.72	1718	0.90
	1.5+2.0+3.5	1.83	2.44	4.27	---	---	2.58	8.54	9.22	0.57	2.27	2.57	2.5	10.1	11.4	98	3.76	A	A	3.87	5.34	1931	0.99
	1.5+2.0+4.2	1.77	2.36	4.95	---	---	2.77	9.07	9.89	0.62	2.47	2.89	2.8	11.0	12.8	98	3.67	A	A	3.90	5.40	1937	1.05
	1.5+2.0+5.0	1.70	2.27	5.66	---	---	3.00	9.63	9.99	0.62	2.68	2.84	2.8	11.9	12.6	98	3.59	B	A	3.87	5.27	1906	0.99
	1.5+2.0+6.0	1.63	2.17	6.52	---	---	3.28	10.32	10.71	0.64	2.82	3.04	2.8	12.5	13.5	98	3.66	A	A	3.94	6.16	2189	1.19
	1.5+2.0+7.1	1.47	1.96	6.97	---	---	3.59	10.41	10.75	0.68	2.86	3.03	3.0	12.7	13.4	98	3.64	A	A	3.94	6.46	2297	1.26
	1.5+2.5+2.5	1.83	3.05	3.05	---	---	2.43	7.93	9.21	0.55	2.05	2.58	2.4	9.1	11.4	98	3.87	A	A	3.86	4.78	1734	0.89
	1.5+2.5+3.5	1.79	2.98	4.17	---	---	2.72	8.94	9.89	0.60	2.42	2.89	2.7	10.7	12.8	98	3.69	A	A	3.89	5.42	1951	1.01
	1.5+2.5+4.2	1.72	2.87	4.82	---	---	2.91	9.42	9.89	0.64	2.62	2.89	2.8	11.6	12.8	98	3.60	B	A	3.90	5.48	1967	1.07
	1.5+2.5+5.0	1.66	2.77	5.54	---	---	3.14	9.97	10.48	0.65	2.84	3.07	2.9	12.6	13.6	98	3.51	B	A	3.87	5.34	1931	0.99
	1.5+2.5+6.0	1.56	2.60	6.25	---	---	3.42	10.41	10.71	0.66	2.87	3.04	2.9	12.7	13.5	98	3.63	A	A	3.92	6.25	2233	1.16
	1.5+2.5+7.1	1.41	2.34	6.66	---	---	3.73	10.41	10.75	0.70	2.86	3.03	3.1	12.7	13.4	98	3.64	A	A	3.94	6.46	2298	1.26
	1.5+3.5+3.5	1.70	3.97	3.97	---	---	3.00	9.63	9.89	0.64	2.73	2.89	2.8	12.1	12.8	98	3.53	B	A	3.93	6.16	2193	1.19
	1.5+3.5+4.2	1.65	3.85	4.62	---	---	3.20	10.11	10.37	0.69	3.01	3.12	3.1	13.4	13.8	98	3.36	C	A	3.92	6.23	2224	1.20
	1.5+3.5+5.0	1.56	3.64	5.21	---	---	3.42	10.41	10.49	0.70	3.07	3.07	3.1	13.6	13.6	98	3.39	C	A	3.94	6.07	2157	1.16
	1.5+3.5+6.0	1.42	3.31	5.68	---	---	3.70	10.41	10.72	0.71	2.87	3.04	3.1	12.7	13.5	98	3.63	A	A	3.97	6.46	2280</	



HEATING

OUTDOOR UNIT	INDOOR UNIT	HEATING CAPACITY (kW)					TOTAL CAPACITY (kW)			POWER INPUT COOLING (kW)			TOTAL CURRENT (A)			POWER FACTOR (%)	COP	ENERGY LABEL	Seasonal data				
		A ROOM	B ROOM	C ROOM	D ROOM	E ROOM	Min.	Nom.	Max.	Min.	Nom.	Max.	Min.	Nom.	Max.				label	SCOP	Pdesign	AEC	Back-up heater capacity at -10°C
5MXS90E3V3B	20+25+7.1	1.79	2.24	6.37	---	---	3.87	10.40	10.75	0.73	2.86	3.03	3.2	12.7	13.4	98	3.64	A	A	3.97	6.46	2278	1.25
	20+35+3.5	2.22	3.87	3.87	---	---	3.14	9.96	10.36	0.69	2.89	3.12	3.1	12.8	13.8	98	3.45	B	A	3.91	6.35	2273	1.21
	20+35+4.2	2.14	3.75	4.51	---	---	3.34	10.40	10.55	0.72	3.18	3.23	3.2	14.1	14.3	98	3.27	C	A	3.93	6.43	2293	1.23
	20+35+5.0	1.98	3.47	4.95	---	---	3.56	10.40	10.90	0.72	3.07	3.30	3.2	13.6	14.6	98	3.39	C	A	3.91	6.26	2240	1.17
	20+35+6.0	1.80	3.17	5.43	---	---	3.84	10.40	10.72	0.73	2.87	3.04	3.2	12.7	13.5	98	3.62	A	A+	4.02	6.46	2248	1.25
	20+35+7.1	1.65	2.89	5.86	---	---	4.15	10.40	10.75	0.81	2.86	3.03	3.6	12.7	13.4	98	3.64	A	A+	4.04	6.46	2241	1.25
	20+42+4.2	2.00	4.20	4.20	---	---	3.53	10.40	10.56	0.74	3.12	3.23	3.3	13.8	14.3	98	3.33	C	A	3.93	6.46	2301	1.26
	20+42+5.0	1.86	3.90	4.64	---	---	3.76	10.40	10.91	0.77	3.07	3.30	3.4	13.6	14.6	98	3.39	C	A	3.91	6.34	2270	1.20
	20+42+6.0	1.70	3.58	5.12	---	---	4.04	10.40	10.73	0.78	2.87	3.04	3.5	12.7	13.5	98	3.62	A	A+	4.03	6.46	2246	1.25
	20+42+7.1	1.56	3.28	5.56	---	---	4.35	10.40	10.76	0.83	2.86	3.02	3.7	12.7	13.4	98	3.64	A	A+	4.06	6.46	2228	1.25
	20+50+5.0	1.74	4.33	4.33	---	---	3.99	10.40	10.63	0.80	2.96	3.08	3.5	13.1	13.7	98	3.51	B	A	3.94	6.17	2194	1.20
	20+50+6.0	1.60	4.00	4.80	---	---	4.27	10.40	10.86	0.79	2.77	2.99	3.5	12.3	13.3	98	3.75	A	A	3.99	6.46	2267	1.25
	20+50+7.1	1.47	3.69	5.24	---	---	4.58	10.40	10.89	0.86	2.75	2.97	3.8	12.2	13.2	98	3.78	A	A+	4.04	6.46	2240	1.25
	20+60+6.0	1.48	4.46	4.46	---	---	4.55	10.40	11.09	0.82	2.62	2.90	3.6	11.6	12.9	98	3.97	A	A+	4.09	6.46	2209	1.24
	20+60+7.1	1.38	4.13	4.89	---	---	4.86	10.40	11.12	0.87	2.61	2.89	3.9	11.6	12.8	98	3.98	A	A+	4.12	6.46	2194	1.24
	25+25+2.5	2.98	2.98	2.98	---	---	2.72	8.94	9.88	0.60	2.42	2.89	2.7	10.7	12.8	98	3.69	A	A	3.87	5.00	1810	0.98
	25+25+3.5	2.83	2.83	3.96	---	---	3.00	9.62	9.89	0.67	2.73	2.89	3.0	12.1	12.8	98	3.52	B	A	3.89	5.67	2043	1.07
	25+25+4.2	2.74	2.74	4.62	---	---	3.20	10.10	10.36	0.69	3.01	3.12	3.1	13.4	13.8	98	3.36	C	A	3.91	5.74	2056	1.08
	25+25+5.0	2.60	2.60	5.20	---	---	3.42	10.40	10.89	0.70	3.07	3.30	3.1	13.6	14.6	98	3.39	C	A	3.89	5.59	2014	1.05
	25+25+6.0	2.36	2.36	5.68	---	---	3.70	10.40	10.71	0.71	2.87	3.04	3.1	12.7	13.5	98	3.62	A	A	3.94	6.46	2297	1.26
	25+25+7.1	2.15	2.15	6.10	---	---	4.01	10.40	10.75	0.78	2.86	3.03	3.5	12.7	13.4	98	3.64	A	A	3.97	6.46	2277	1.25
	25+35+3.5	2.71	3.80	3.80	---	---	3.28	10.31	10.76	0.72	3.12	3.35	3.2	13.8	14.9	98	3.30	C	A	3.93	6.44	2296	1.24
	25+35+4.2	2.55	3.57	4.28	---	---	3.48	10.40	10.77	0.74	3.18	3.35	3.3	14.1	14.9	98	3.27	C	A	3.93	6.46	2301	1.26
	25+35+5.0	2.36	3.31	4.73	---	---	3.70	10.40	10.90	0.75	3.07	3.30	3.3	13.6	14.6	98	3.39	C	A	3.91	6.35	2273	1.21
	25+35+6.0	2.17	3.03	5.20	---	---	3.99	10.40	10.72	0.76	2.87	3.04	3.4	12.7	13.5	98	3.62	A	A+	4.03	6.46	2246	1.25
	25+35+7.1	1.98	2.78	5.64	---	---	4.30	10.40	10.75	0.83	2.86	3.03	3.7	12.7	13.4	98	3.64	A	A+	4.06	6.46	2226	1.25
	25+42+4.2	2.38	4.01	4.01	---	---	3.68	10.40	10.77	0.77	3.12	3.35	3.4	13.8	14.9	98	3.33	C	A	3.93	6.46	2302	1.26
	25+42+5.0	2.23	3.73	4.44	---	---	3.90	10.40	10.91	0.80	3.07	3.30	3.5	13.6	14.6	98	3.39	C	A	3.93	6.43	2293	1.23
	25+42+6.0	2.05	3.44	4.91	---	---	4.18	10.40	10.73	0.81	2.87	3.04	3.6	12.7	13.5	98	3.62	A	A+	4.03	6.46	2245	1.25
	25+42+7.1	1.88	3.17	5.35	---	---	4.49	10.40	10.76	0.86	2.86	3.02	3.8	12.7	13.4	98	3.64	A	A+	4.06	6.46	2226	1.25
	25+50+5.0	2.08	4.16	4.16	---	---	4.13	10.40	10.63	0.83	2.96	3.08	3.7	13.1	13.7	98	3.51	B	A	3.91	6.26	2240	1.17
	25+50+6.0	1.93	3.85	4.62	---	---	4.41	10.40	10.86	0.84	2.77	2.99	3.7	12.3	13.3	98	3.75	A	A+	4.02	6.46	2248	1.25
	25+50+7.1	1.78	3.56	5.06	---	---	4.72	10.40	10.89	0.89	2.75	2.97	3.9	12.2	13.2	98	3.78	A	A+	4.04	6.46	2241	1.25
	25+60+6.0	1.80	4.30	4.30	---	---	4.69	10.40	11.09	0.85	2.62	2.90	3.8	11.6	12.9	98	3.97	A	A+	4.10	6.46	2204	1.24
	25+60+7.1	1.67	4.00	4.73	---	---	5.00	10.40	11.12	0.90	2.61	2.89	4.0	11.6	12.8	98	3.98	A	A+	4.15	6.46	2181	1.24
	35+35+3.5	3.46	3.46	3.46	---	---	3.56	10.38	10.76	0.77	3.12	3.35	3.4	13.8	14.9	98	3.33	C	A+	4.02	6.46	2252	1.25
	35+35+4.2	3.25	3.25	3.90	---	---	3.76	10.40	10.77	0.80	3.12	3.35	3.5	13.8	14.9	98	3.33	C	A+	4.02	6.46	2250	1.25
	35+35+5.0	3.03	3.03	4.34	---	---	3.99	10.40	10.91	0.83	3.07	3.30	3.7	13.6	14.6	98	3.39	C	A	3.98	6.46	2271	1.25
	35+35+6.0	2.80	2.80	4.80	---	---	4.27	10.40	10.73	0.84	2.87	3.04	3.7	12.7	13.5	98	3.62	A	A+	4.09	6.46	2213	1.24
	35+35+7.1	2.58	2.58	5.24	---	---	4.58	10.40	10.76	0.89	2.86	3.02	3.9	12.7	13.4	98	3.64	A	A+	4.12	6.46	2198	1.24
	35+42+4.2	3.06	3.67	3.67	---	---	3.96	10.40	10.78	0.85	3.11	3.34	3.8	13.8	14.8	98	3.34	C	A+	4.02	6.46	2248	1.25
	35+42+5.0	2.87	3.44	4.09	---	---	4.18	10.40	10.51	0.85	3.01	3.12	3.8	13.4	13.8	98	3.46	B	A+	4.02	6.46	2252	1.25
	35+42+6.0	2.66	3.19	4.55	---	---	4.46	10.40	10.74	0.87	2.87	3.03	3.9	12.7	13.4	98	3.62	A	A+	4.09	6.46	2213	1.24
	35+42+7.1	2.46	2.95	4.99	---	---	4.78	10.40	10.77	0.95	2.85	3.02	4.2	12.6	13.4	98	3.65	A	A+	4.14	6.46	2185	1.24
	35+50+5.0	2.70	3.85	3.85	---	---	4.41	10.40	10.64	0.89	2.96	3.07	3.9	13.1	13.6	98	3.51	B	A	3.96	6.46	2284	1.25
	35+50+6.0	2.51	3.59	4.30	---	---	4.69	10.40	10.86	0.90	2.76	2.98	4.0	12.2	13.2	98	3.77	A	A+	4.06	6.46	2228	1.24
	35+50+7.1	2.34	3.33	4.73	---	---	5.00	10.40	10.90	0.95	2.75	2.97	4.2	12.2	13.2	98	3.78	A	A+	4.10	6.46	2207	1.24
	35+60+6.0	2.34	4.03	4.03	---	---	4.97	10.40	11.09	0.91	2.62	2.90	4.0	11.6	12.9	98	3.97	A	A+	4.21	6.46	2150	1.23
	42+42+4.2	3.47	3.47	3.47	---	---	4.15	10.40	10.79	0.88	3.11	3.34	3.9	13.8	14.8	98	3.34	C	A+	4.02	6.46	2249	1.25
	42+42+5.0	3.26	3.26	3.88	---	---	4.38	10.40	10.52	0.91	3.00	3.12	4.0	13.3	13.8	98	3.47	B	A+	4.02	6.46	2250	1.25
42+42+6.0	3.03	3.03	4.34	---	---	4.66	10.40	10.75	0.92	2.86	3.03	4.1	12.7	13.4	98	3.64	A	A+	4.10	6.46	2208	1.24	
42+42+7.1	2.82	2.82	4.76	---	---	4.97	10.40	10.78	0.98	2.85	3.02	4.3	12.6	13.4	98	3.65	A	A+	4.16	6.46	2172	1.24	
42+50+5.0	3.08	3.66	3.66	---	---	4.61	10.40	10.64	0.91	2.96	3.07	4.0	13.1	13.6	98	3.51	B	A	3.98	6.46	2271	1.25	
42+50+6.0	2.87	3.42	4.11	---	---	4.89	10.40	10.87	0.93	2.76	2.98	4.1	12.2	13.2	98	3.77	A	A+	4.09	6.46	2213	1.24	
50+50+5.0	3.46	3.46	3.46	---	---	4.83	10.38	10.77	0.95	2.85	3.02	4.2	12.6	13.4	98	3.64	A	A	3.96	6.46	2283	1.25	
15+15+15+15	1.83	1.83	1.83	1.83	---	2.28	7.32	8.82	0.46	1.72	2.24	2.0	7.6	9.9	98	4.26	A	A	3.98	6.12	2156	1.33	
15+15+15+20	1.83	1.83	1.83	2.44	---	2.43	7.93	9.42	0.48	1.93	2.44	2.1	8.6	10.8	98	4.11	A	A	3.93	6.31	2248	1.22	
15+15+15+25	1.83	1.83	1.83	3.05	---	2.58	8.54	9.42	0.50	2.10	2.44	2.2	9.3	10.8	98	4.07	A	A	3.95	6.41	2273	1.32	
15+15+15+35	1.74	1.74	1.74	4.06	---	2.86	9.28	10.19	0.54	2.39	2.75	2.4	10.6	12.2	98	3.88	A	A+	4.01	6.46	2258	1.25	
15+15+15+42	1.68	1.68	1.68	4.71	---	3.06	9.76	10.74	0.59	2.59</													

## HEATING

OUTDOOR UNIT	INDOOR UNIT	HEATING CAPACITY (kW)					TOTAL CAPACITY (kW)			POWER INPUT COOLING (kW)			TOTAL CURRENT (A)			POWER FACTOR (%)	COP	ENERGY LABEL	Seasonal data				
		A ROOM	B ROOM	C ROOM	D ROOM	E ROOM	Min.	Nom.	Max.	Min.	Nom.	Max.	Min.	Nom.	Max.				label	SCOP	Pdesign	AEC	Back-up heater capacity at -10°C
5MXS90E3V3B	1.5+1.5+4.2+6.0	1.18	1.18	3.31	4.73	---	4.32	10.41	11.11	0.77	2.61	2.89	3.4	11.6	12.8	98	3.99	A	A+	4.20	6.46	2152	1.23
	1.5+1.5+4.2+7.1	1.09	1.09	3.06	5.17	---	4.63	10.41	11.14	0.81	2.60	2.88	3.6	11.5	12.8	98	4.00	A	A+	4.25	6.46	2131	1.23
	1.5+1.5+5.0+5.0	1.20	1.20	4.00	4.00	---	4.27	10.41	11.01	0.76	2.71	2.93	3.4	12.0	13.0	98	3.84	A	A+	4.09	6.46	2212	1.24
	1.5+1.5+5.0+6.0	1.12	1.12	3.72	4.46	---	4.55	10.41	11.23	0.77	2.56	2.90	3.4	11.4	12.9	98	4.07	A	A+	4.20	6.46	2156	1.23
	1.5+1.5+5.0+7.1	1.03	1.03	3.45	4.89	---	4.86	10.41	11.27	0.84	2.50	2.88	3.7	11.1	12.8	98	4.16	A	A+	4.22	6.46	2146	1.23
	1.5+1.5+6.0+6.0	1.04	1.04	4.16	4.16	---	4.83	10.41	11.46	0.80	2.43	2.81	3.5	10.8	12.5	98	4.28	A	A+	4.30	6.46	2103	1.22
	1.5+2.0+2.0+2.0	1.79	2.38	2.38	2.38	---	2.72	8.94	10.18	0.52	2.24	2.76	2.3	9.9	12.2	98	3.99	A	A	3.96	6.46	2284	1.26
	1.5+2.0+2.0+2.5	1.74	2.32	2.32	2.90	---	2.86	9.28	10.18	0.57	2.39	2.76	2.5	10.6	12.2	98	3.88	A	A	3.97	6.46	2279	1.25
	1.5+2.0+2.0+3.5	1.66	2.22	2.22	3.88	---	3.14	9.97	10.73	0.61	2.65	3.04	2.7	11.8	13.5	98	3.76	A	A+	4.06	6.46	2226	1.25
	1.5+2.0+2.0+4.2	1.61	2.15	2.15	4.51	---	3.34	10.41	10.74	0.63	2.87	3.03	2.8	12.7	13.4	98	3.63	A	A+	4.06	6.46	2226	1.25
	1.5+2.0+2.0+5.0	1.49	1.98	1.98	4.96	---	3.56	10.41	10.86	0.66	2.76	2.98	2.9	12.2	13.2	98	3.77	A	A+	4.04	6.46	2241	1.25
	1.5+2.0+2.0+6.0	1.36	1.81	1.81	5.43	---	3.84	10.41	11.09	0.67	2.62	2.90	3.0	11.6	12.9	98	3.97	A	A+	4.15	6.46	2181	1.24
	1.5+2.0+2.0+7.1	1.24	1.65	1.65	5.87	---	4.15	10.41	11.12	0.71	2.61	2.88	3.1	11.6	12.8	98	3.99	A	A+	4.17	6.46	2169	1.24
	1.5+2.0+2.5+2.5	1.70	2.27	2.83	2.83	---	3.00	9.63	10.18	0.59	2.54	2.76	2.6	11.3	12.2	98	3.79	A	A	3.97	6.46	2278	1.25
	1.5+2.0+2.5+3.5	1.63	2.17	2.72	3.80	---	3.28	10.32	10.73	0.63	2.81	3.04	2.8	12.5	13.5	98	3.67	A	A+	4.06	6.46	2226	1.25
	1.5+2.0+2.5+4.2	1.53	2.04	2.55	4.29	---	3.48	10.41	10.74	0.66	2.87	3.03	2.9	12.7	13.4	98	3.63	A	A+	4.07	6.46	2224	1.25
	1.5+2.0+2.5+5.0	1.42	1.89	2.37	4.73	---	3.70	10.41	10.86	0.68	2.76	2.98	3.0	12.2	13.2	98	3.77	A	A+	4.06	6.46	2226	1.25
	1.5+2.0+2.5+6.0	1.30	1.74	2.17	5.21	---	3.99	10.41	11.09	0.69	2.62	2.90	3.1	11.6	12.9	98	3.97	A	A+	4.15	6.46	2181	1.24
	1.5+2.0+2.5+7.1	1.19	1.59	1.99	5.64	---	4.30	10.41	11.12	0.74	2.61	2.88	3.3	11.6	12.8	98	3.99	A	A+	4.20	6.46	2154	1.23
	1.5+2.0+3.5+3.5	1.49	1.98	3.47	3.47	---	3.56	10.41	10.74	0.68	2.87	3.03	3.0	12.7	13.4	98	3.63	A	A+	4.14	6.46	2184	1.24
	1.5+2.0+3.5+4.2	1.39	1.86	3.25	3.90	---	3.76	10.41	10.74	0.73	2.86	3.03	3.2	12.7	13.4	98	3.64	A	A+	4.14	6.46	2184	1.24
	1.5+2.0+3.5+5.0	1.30	1.74	3.04	4.34	---	3.99	10.41	10.87	0.73	2.76	2.98	3.2	12.2	13.2	98	3.77	A	A+	4.11	6.46	2200	1.24
	1.5+2.0+3.5+6.0	1.20	1.60	2.80	4.80	---	4.27	10.41	11.10	0.74	2.61	2.89	3.3	11.6	12.8	98	3.99	A	A+	4.21	6.46	2148	1.23
	1.5+2.0+3.5+7.1	1.11	1.48	2.58	5.24	---	4.58	10.41	11.13	0.81	2.60	2.88	3.6	11.5	12.8	98	4.00	A	A+	4.27	6.46	2121	1.23
	1.5+2.0+4.2+4.2	1.31	1.75	3.67	3.67	---	3.96	10.41	10.75	0.75	2.86	3.03	3.3	12.7	13.4	98	3.64	A	A+	4.14	6.46	2185	1.24
	1.5+2.0+4.2+5.0	1.23	1.64	3.44	4.10	---	4.18	10.41	10.88	0.78	2.76	2.98	3.5	12.2	13.2	98	3.77	A	A+	4.14	6.46	2184	1.24
	1.5+2.0+4.2+6.0	1.14	1.52	3.19	4.56	---	4.46	10.41	11.11	0.79	2.61	2.89	3.5	11.6	12.8	98	3.99	A	A+	4.22	6.46	2146	1.23
	1.5+2.0+4.2+7.1	1.06	1.41	2.95	4.99	---	4.78	10.41	11.14	0.84	2.60	2.88	3.7	11.5	12.8	98	4.00	A	A+	4.27	6.46	2119	1.23
	1.5+2.0+5.0+5.0	1.16	1.54	3.86	3.86	---	4.41	10.41	11.01	0.79	2.71	2.93	3.5	12.0	13.0	98	3.84	A	A+	4.10	6.46	2204	1.24
	1.5+2.0+5.0+6.0	1.08	1.44	3.59	4.31	---	4.69	10.41	11.23	0.82	2.56	2.90	3.6	11.4	12.9	98	4.07	A	A+	4.20	6.46	2152	1.23
	1.5+2.0+5.0+7.1	1.00	1.33	3.34	4.74	---	5.00	10.41	11.27	0.87	2.50	2.88	3.9	11.1	12.8	98	4.16	A	A+	4.25	6.46	2131	1.23
	1.5+2.0+6.0+6.0	1.01	1.34	4.03	4.03	---	4.97	10.41	11.46	0.83	2.43	2.81	3.7	10.8	12.5	98	4.28	A	A+	4.31	6.46	2098	1.22
	1.5+2.5+2.5+2.5	1.66	2.77	2.77	2.77	---	3.14	9.97	10.72	0.61	2.65	3.04	2.7	11.8	13.5	98	3.76	A	A+	4.00	6.46	2259	1.25
	1.5+2.5+2.5+3.5	1.56	2.60	2.60	3.64	---	3.42	10.41	10.73	0.66	2.87	3.04	2.9	12.7	13.5	98	3.63	A	A+	4.07	6.46	2224	1.25
	1.5+2.5+2.5+4.2	1.46	2.43	2.43	4.09	---	3.62	10.41	10.74	0.68	2.87	3.03	3.0	12.7	13.4	98	3.63	A	A+	4.07	6.46	2222	1.24
	1.5+2.5+2.5+5.0	1.36	2.26	2.26	4.53	---	3.84	10.41	10.86	0.71	2.76	2.98	3.1	12.2	13.2	98	3.77	A	A+	4.07	6.46	2224	1.25
	1.5+2.5+2.5+6.0	1.25	2.08	2.08	5.00	---	4.13	10.41	11.09	0.72	2.62	2.90	3.2	11.6	12.9	98	3.97	A	A+	4.15	6.46	2181	1.24
	1.5+2.5+2.5+7.1	1.15	1.91	1.91	5.43	---	4.44	10.41	11.12	0.79	2.61	2.88	3.5	11.6	12.8	98	3.99	A	A+	4.20	6.46	2152	1.23
	1.5+2.5+3.5+3.5	1.42	2.37	3.31	3.31	---	3.70	10.41	10.74	0.71	2.87	3.03	3.1	12.7	13.4	98	3.63	A	A+	4.14	6.46	2184	1.24
	1.5+2.5+3.5+4.2	1.33	2.22	3.11	3.74	---	3.90	10.41	10.74	0.76	2.86	3.03	3.4	12.7	13.4	98	3.64	A	A+	4.14	6.46	2185	1.24
	1.5+2.5+3.5+5.0	1.25	2.08	2.91	4.16	---	4.13	10.41	10.87	0.76	2.76	2.98	3.4	12.2	13.2	98	3.77	A	A+	4.14	6.46	2184	1.24
	1.5+2.5+3.5+6.0	1.16	1.93	2.70	4.63	---	4.41	10.41	11.10	0.77	2.61	2.89	3.4	11.6	12.8	98	3.99	A	A+	4.22	6.46	2146	1.23
	1.5+2.5+3.5+7.1	1.07	1.78	2.50	5.06	---	4.72	10.41	11.13	0.84	2.60	2.88	3.7	11.5	12.8	98	4.00	A	A+	4.27	6.46	2119	1.23
	1.5+2.5+4.2+4.2	1.26	2.10	3.53	3.53	---	4.10	10.41	10.75	0.78	2.86	3.03	3.5	12.7	13.4	98	3.64	A	A+	4.16	6.46	2173	1.24
	1.5+2.5+4.2+5.0	1.18	1.97	3.31	3.94	---	4.32	10.41	10.88	0.81	2.76	2.98	3.6	12.2	13.2	98	3.77	A	A+	4.14	6.46	2184	1.24
	1.5+2.5+4.2+6.0	1.10	1.83	3.08	4.40	---	4.61	10.41	11.11	0.82	2.61	2.89	3.6	11.6	12.8	98	3.99	A	A+	4.24	6.46	2133	1.23
	1.5+2.5+4.2+7.1	1.02	1.70	2.86	4.83	---	4.92	10.41	11.14	0.90	2.60	2.88	4.0	11.5	12.8	98	4.00	A	A+	4.27	6.46	2119	1.23
	1.5+2.5+5.0+5.0	1.12	1.86	3.72	3.72	---	4.10	10.41	10.75	0.78	2.86	3.03	3.5	12.7	13.4	98	3.64	A	A+	4.11	6.46	2200	1.24
	1.5+2.5+5.0+6.0	1.04	1.74	3.47	4.16	---	4.32	10.41	10.88	0.81	2.76	2.98	3.6	12.2	13.2	98	3.77	A	A+	4.21	6.46	2148	1.23
	1.5+3.5+3.5+3.5	1.30	3.04	3.04	3.04	---	3.99	10.41	10.74	0.76	2.86	3.03	3.4	12.7	13.4	98	3.64	A	A+	4.20	6.46	2152	1.23
1.5+3.5+3.5+4.2	1.23	2.87	2.87	3.44	---	4.18	10.41	10.75	0.81	2.86	3.03	3.6	12.7	13.4	98	3.64	A	A+	4.21	6.46	2150	1.23	
1.5+3.5+3.5+5.0	1.16	2.70	2.70	3.86	---	4.41	10.41	10.88	0.84	2.76	2.98	3.7	12.2	13.2	98	3.77	A	A+	4.19	6.46	2157	1.23	
1.5+3.5+3.5+6.0	1.08	2.51	2.51	4.31	---	4.69	10.41	11.11	0.85	2.61	2.89	3.8	11.6	12.8	98	3.99	A	A+	4.30	6.46	2102	1.22	
1.5+3.5+3.5+7.1	1.00	2.34	2.34	4.74	---	5.00	10.41	11.14	0.90	2.60	2.88	4.0	11.5	12.8	98	4.00	A	A+	4.33	6.46	2088	1.22	
1.5+3.5+4.2+4.2	1.17	2.72	3.26	3.26	---	4.38	10.41	10.76	0.83	2.86	3.02	3.7	12.7	13.4	98	3.64	A	A+	4.23	6.46	2136	1.23	
1.5+3.5+4.2+5.0	1.10	2.57	3.08	3.67	---	4.61	10.41	10.89	0.86	2.75	2.98	3.8	12.2	13.2	98	3.79	A	A+	4.20	6.46	2152	1.23	
1.5+3.5+4.2+6.0	1.03	2.40	2.88	4.11	---	4.89	10.41	11.12	0.87	2.61	2.89	3.9	11.6	12.8	98								

## HEATING

OUTDOOR UNIT	INDOOR UNIT	HEATING CAPACITY (kW)					TOTAL CAPACITY (kW)			POWER INPUT COOLING (kW)			TOTAL CURRENT (A)			POWER FACTOR (%)	COP	ENERGY LABEL	Seasonal data				
		A ROOM	B ROOM	C ROOM	D ROOM	E ROOM	Min.	Nom.	Max.	Min.	Nom.	Max.	Min.	Nom.	Max.				label	SCOP	Pdesign	AEC	Back-up heater capacity at -10°C
5MXS90E3V3B	20x20x50x60	1.39	1.39	3.47	4.15	---	4.83	10.40	11.23	0.85	2.51	2.90	3.8	11.1	12.9	98	4.14	A	A+	4.24	6.46	2133	1.23
	20x25x25x25	2.18	2.71	2.71	2.71	---	3.28	10.31	10.72	0.64	2.82	3.04	2.8	12.5	13.5	98	3.66	A	A+	4.01	6.46	2255	1.25
	20x25x25x35	1.97	2.48	2.48	3.47	---	3.56	10.40	10.73	0.68	2.87	3.04	3.0	12.7	13.5	98	3.62	A	A+	4.10	6.46	2209	1.24
	20x25x25x42	1.86	2.32	2.32	3.90	---	3.76	10.40	10.74	0.73	2.87	3.03	3.2	12.7	13.4	98	3.62	A	A+	4.10	6.46	2207	1.24
	20x25x25x50	1.73	2.17	2.17	4.33	---	3.99	10.40	10.86	0.73	2.76	2.99	3.2	12.2	13.3	98	3.77	A	A+	4.07	6.46	2222	1.24
	20x25x25x60	1.60	2.00	2.00	4.00	---	4.27	10.40	11.09	0.74	2.62	2.90	3.3	11.6	12.9	98	3.97	A	A+	4.17	6.46	2167	1.24
	20x25x25x71	1.48	1.84	1.84	5.24	---	4.58	10.40	11.12	0.82	2.61	2.88	3.6	11.6	12.8	98	3.98	A	A+	4.21	6.46	2147	1.23
	20x25x35x35	1.80	2.26	3.17	3.17	---	3.84	10.40	10.74	0.73	2.87	3.03	3.2	12.7	13.4	98	3.62	A	A+	4.16	6.46	2173	1.24
	20x25x35x42	1.71	2.13	2.98	3.58	---	4.04	10.40	10.74	0.78	2.86	3.03	3.5	12.7	13.4	98	3.64	A	A+	4.16	6.46	2172	1.24
	20x25x35x50	1.60	2.00	2.80	4.00	---	4.27	10.40	10.87	0.78	2.76	2.98	3.5	12.2	13.2	98	3.77	A	A+	4.14	6.46	2185	1.24
	20x25x35x60	1.48	1.86	2.60	4.46	---	4.55	10.40	11.10	0.82	2.61	2.89	3.6	11.6	12.8	98	3.98	A	A+	4.25	6.46	2131	1.23
	20x25x35x71	1.38	1.72	2.41	4.89	---	4.86	10.40	11.13	0.87	2.60	2.88	3.9	11.5	12.8	98	4.00	A	A+	4.27	6.46	2116	1.22
	20x25x42x42	1.61	2.01	3.39	3.39	---	4.24	10.40	10.75	0.81	2.86	3.03	3.6	12.7	13.4	98	3.64	A	A+	4.17	6.46	2171	1.23
	20x25x42x50	1.52	1.90	3.19	3.79	---	4.46	10.40	10.88	0.84	2.76	2.98	3.7	12.2	13.2	98	3.77	A	A+	4.16	6.46	2173	1.24
	20x25x42x60	1.42	1.77	2.97	4.24	---	4.75	10.40	11.11	0.85	2.61	2.89	3.8	11.6	12.8	98	3.98	A	A+	4.27	6.46	2121	1.23
	20x25x50x50	1.43	1.79	3.59	3.59	---	4.69	10.40	11.01	0.87	2.71	2.93	3.9	12.0	13.0	98	3.84	A	A+	4.14	6.46	2184	1.24
	20x25x50x60	1.34	1.68	3.35	4.03	---	4.97	10.40	11.23	0.88	2.51	2.90	3.9	11.1	12.9	98	4.14	A	A+	4.24	6.46	2133	1.23
	20x35x35x35	1.67	2.91	2.91	2.91	---	4.13	10.40	10.74	0.78	2.86	3.03	3.5	12.7	13.4	98	3.64	A	A+	4.23	6.46	2136	1.23
	20x35x35x42	1.58	2.76	2.76	3.30	---	4.32	10.40	10.75	0.84	2.86	3.03	3.7	12.7	13.4	98	3.64	A	A+	4.24	6.46	2135	1.23
	20x35x35x50	1.49	2.60	2.60	3.71	---	4.55	10.40	10.88	0.87	2.76	2.98	3.9	12.2	13.2	98	3.77	A	A+	4.23	6.46	2136	1.23
	20x35x35x60	1.38	2.43	2.43	4.16	---	4.83	10.40	11.11	0.87	2.61	2.89	3.9	11.6	12.8	98	3.98	A	A+	4.31	6.46	2100	1.22
	20x35x42x42	1.50	2.62	3.14	3.14	---	4.52	10.40	10.76	0.89	2.86	3.02	3.9	12.7	13.4	98	3.64	A	A+	4.26	6.46	2124	1.23
	20x35x42x50	1.41	2.48	2.97	3.54	---	4.75	10.40	10.89	0.89	2.75	2.98	3.9	12.2	13.2	98	3.78	A	A+	4.23	6.46	2136	1.23
	20x35x50x50	1.35	2.35	3.35	3.35	---	4.97	10.40	11.01	0.92	2.65	2.93	4.1	11.8	13.0	98	3.92	A	A+	4.20	6.46	2152	1.23
	20x42x42x42	1.43	2.99	2.99	2.99	---	4.72	10.40	10.77	0.92	2.85	3.02	4.1	12.6	13.4	98	3.65	A	A+	4.26	6.46	2123	1.23
	20x42x42x50	1.35	2.84	2.84	3.37	---	4.94	10.40	10.90	0.95	2.75	2.97	4.2	12.2	13.2	98	3.78	A	A+	4.24	6.46	2135	1.23
	25x25x25x25	2.60	2.60	2.60	2.60	---	3.42	10.40	10.72	0.66	2.87	3.04	2.9	12.7	13.5	98	3.62	A	A+	4.01	6.46	2255	1.25
	25x25x25x35	2.36	2.36	2.36	3.32	---	3.70	10.40	10.73	0.71	2.87	3.04	3.1	12.7	13.5	98	3.62	A	A+	4.10	6.46	2207	1.24
	25x25x25x42	2.22	2.22	2.22	3.74	---	3.90	10.40	10.74	0.76	2.87	3.03	3.4	12.7	13.4	98	3.62	A	A+	4.10	6.46	2206	1.24
	25x25x25x50	2.08	2.08	2.08	4.16	---	4.13	10.40	10.86	0.76	2.76	2.99	3.4	12.2	13.3	98	3.77	A	A+	4.10	6.46	2209	1.24
	25x25x25x60	1.93	1.93	1.93	4.61	---	4.41	10.40	11.09	0.77	2.62	2.90	3.4	11.6	12.9	98	3.97	A	A+	4.20	6.46	2154	1.23
	25x25x25x71	1.78	1.78	1.78	5.06	---	4.72	10.40	11.12	0.84	2.61	2.88	3.7	11.6	12.8	98	3.98	A	A+	4.21	6.46	2147	1.23
	25x25x35x35	2.17	2.17	3.03	3.03	---	3.99	10.40	10.74	0.76	2.87	3.03	3.4	12.7	13.4	98	3.62	A	A+	4.17	6.46	2171	1.24
	25x25x35x42	2.05	2.05	2.87	3.43	---	4.18	10.40	10.74	0.81	2.86	3.03	3.6	12.7	13.4	98	3.64	A	A+	4.19	6.46	2157	1.23
	25x25x35x50	1.93	1.93	2.70	3.84	---	4.41	10.40	10.87	0.84	2.76	2.98	3.7	12.2	13.2	98	3.77	A	A+	4.16	6.46	2173	1.24
	25x25x35x60	1.79	1.79	2.51	4.31	---	4.69	10.40	11.10	0.85	2.61	2.89	3.8	11.6	12.8	98	3.98	A	A+	4.27	6.46	2121	1.23
	25x25x35x71	1.67	1.67	2.33	4.73	---	5.00	10.40	11.13	0.90	2.60	2.88	4.0	11.5	12.8	98	4.00	A	A+	4.30	6.46	2103	1.22
	25x25x42x42	1.94	1.94	3.26	3.26	---	4.38	10.40	10.75	0.84	2.86	3.03	3.7	12.7	13.4	98	3.64	A	A+	4.20	6.46	2155	1.23
	25x25x42x50	1.83	1.83	3.08	3.66	---	4.61	10.40	10.88	0.87	2.76	2.98	3.9	12.2	13.2	98	3.77	A	A+	4.16	6.46	2172	1.24
	25x25x42x60	1.71	1.71	2.87	4.11	---	4.89	10.40	11.11	0.87	2.61	2.89	3.9	11.6	12.8	98	3.98	A	A+	4.27	6.46	2119	1.23
	25x25x50x50	1.73	1.73	3.47	3.47	---	4.83	10.40	11.01	0.90	2.71	2.93	4.0	12.0	13.0	98	3.84	A	A+	4.14	6.46	2185	1.24
	25x35x35x35	2.00	2.80	2.80	2.80	---	4.27	10.40	10.74	0.84	2.86	3.03	3.7	12.7	13.4	98	3.64	A	A+	4.24	6.46	2135	1.23
	25x35x35x42	1.90	2.66	2.66	3.18	---	4.46	10.40	10.75	0.86	2.86	3.03	3.8	12.7	13.4	98	3.64	A	A+	4.26	6.46	2124	1.23
	25x35x35x50	1.79	2.51	2.51	3.59	---	4.69	10.40	10.88	0.89	2.76	2.98	3.9	12.2	13.2	98	3.77	A	A+	4.23	6.46	2136	1.23
	25x35x35x60	1.67	2.35	2.35	4.03	---	4.97	10.40	11.11	0.90	2.61	2.89	4.0	11.6	12.8	98	3.98	A	A+	4.33	6.46	2090	1.22
	25x35x42x42	1.81	2.53	3.03	3.03	---	4.66	10.40	10.76	0.92	2.86	3.02	4.1	12.7	13.4	98	3.64	A	A+	4.26	6.46	2123	1.23
	25x35x42x50	1.72	2.39	2.87	3.42	---	4.89	10.40	10.89	0.92	2.75	2.98	4.1	12.2	13.2	98	3.78	A	A+	4.24	6.46	2135	1.23
	25x42x42x42	1.73	2.89	2.89	2.89	---	4.86	10.40	10.77	0.95	2.85	3.02	4.2	12.6	13.4	98	3.65	A	A+	4.26	6.46	2123	1.23
	35x35x35x35	2.60	2.60	2.60	2.60	---	4.55	10.40	10.75	0.89	2.86	3.03	3.9	12.7	13.4	98	3.64	A	A+	4.30	6.46	2104	1.22
	35x35x35x42	2.48	2.48	2.48	2.96	---	4.75	10.40	10.76	0.92	2.86	3.02	4.1	12.7	13.4	98	3.64	A	A+	4.32	6.46	2094	1.22
35x35x35x50	2.35	2.35	2.35	3.35	---	4.97	10.40	10.89	0.95	2.76	2.98	4.2	12.2	13.2	98	3.77	A	A+	4.30	6.46	2105	1.22	
35x35x42x42	2.36	2.36	2.84	2.84	---	4.94	10.40	10.77	0.98	2.85	3.0												

## HEATING

OUTDOOR UNIT	INDOOR UNIT	HEATING CAPACITY (kW)					TOTAL CAPACITY (kW)			POWER INPUT COOLING (kW)			TOTAL CURRENT (A)			POWER FACTOR (%)	COP	ENERGY LABEL	Seasonal data				
		A ROOM	B ROOM	C ROOM	D ROOM	E ROOM	Min.	Nom.	Max.	Min.	Nom.	Max.	Min.	Nom.	Max.				label	SCOP	Pdesign	AEC	Back-up heater capacity at -10°C
5MXS90E3V3B	15s1.5s2.0s2.0s2.0	1.66	1.66	2.21	2.21	2.21	3.14	9.96	11.10	0.53	2.46	2.89	2.4	10.9	12.8	98	4.05	A	A+	4.19	6.46	2161	1.24
	15s1.5s2.0s2.0s2.5	1.63	1.63	2.17	2.17	2.71	3.28	10.31	11.10	0.55	2.56	2.89	2.4	11.4	12.8	98	4.03	A	A+	4.19	6.46	2159	1.23
	15s1.5s2.0s2.0s3.5	1.49	1.49	1.98	1.98	3.47	3.56	10.40	11.11	0.60	2.61	2.89	2.7	11.6	12.8	98	3.98	A	A+	4.28	6.46	2114	1.23
	15s1.5s2.0s2.0s4.2	1.39	1.39	1.86	1.86	3.90	3.76	10.40	11.11	0.64	2.61	2.89	2.8	11.6	12.8	98	3.98	A	A+	4.29	6.46	2110	1.23
	15s1.5s2.0s2.0s5.0	1.30	1.30	1.73	1.73	4.33	3.99	10.40	11.24	0.66	2.51	2.90	2.9	11.1	12.9	98	4.14	A	A+	4.28	6.46	2115	1.23
	15s1.5s2.0s2.0s6.0	1.20	1.20	1.60	1.60	4.80	4.27	10.40	11.47	0.67	2.38	2.81	3.0	10.6	12.5	98	4.37	A	A+	4.37	6.46	2072	1.22
	15s1.5s2.0s2.0s7.1	1.11	1.11	1.48	1.48	5.24	4.58	10.40	11.50	0.71	2.36	2.79	3.1	10.5	12.4	98	4.41	A	A+	4.41	6.46	2052	1.22
	15s1.5s2.0s2.5s2.5	1.56	1.56	2.08	2.60	2.60	3.42	10.40	11.10	0.58	2.62	2.89	2.6	11.6	12.8	98	3.97	A	A+	4.22	6.46	2144	1.23
	15s1.5s2.0s2.5s3.5	1.42	1.42	1.89	2.36	3.31	3.70	10.40	11.11	0.62	2.61	2.89	2.8	11.6	12.8	98	3.98	A	A+	4.29	6.46	2110	1.23
	15s1.5s2.0s2.5s4.2	1.33	1.33	1.78	2.22	3.73	3.90	10.40	11.11	0.66	2.61	2.89	2.9	11.6	12.8	98	3.98	A	A+	4.29	6.46	2110	1.23
	15s1.5s2.0s2.5s5.0	1.25	1.25	1.66	2.08	4.16	4.13	10.40	11.24	0.69	2.51	2.90	3.1	11.1	12.9	98	4.14	A	A+	4.28	6.46	2114	1.23
	15s1.5s2.0s2.5s6.0	1.16	1.16	1.54	1.93	4.62	4.41	10.40	11.47	0.69	2.38	2.81	3.1	10.6	12.5	98	4.37	A	A+	4.40	6.46	2057	1.22
	15s1.5s2.0s2.5s7.1	1.07	1.07	1.42	1.78	5.06	4.72	10.40	11.50	0.76	2.36	2.79	3.4	10.5	12.4	98	4.41	A	A+	4.41	6.46	2052	1.21
	15s1.5s2.0s3.5s3.5	1.30	1.30	1.73	3.03	3.03	3.99	10.40	11.11	0.69	2.61	2.89	3.1	11.6	12.8	98	3.98	A	A+	4.36	6.46	2076	1.22
	15s1.5s2.0s3.5s4.2	1.23	1.23	1.64	2.87	3.44	4.18	10.40	11.12	0.71	2.61	2.89	3.1	11.6	12.8	98	3.98	A	A+	4.36	6.46	2074	1.22
	15s1.5s2.0s3.5s5.0	1.16	1.16	1.54	2.70	3.85	4.41	10.40	11.25	0.74	2.51	2.89	3.3	11.1	12.8	98	4.14	A	A+	4.36	6.46	2076	1.22
	15s1.5s2.0s3.5s6.0	1.08	1.08	1.43	2.51	4.30	4.69	10.40	11.48	0.74	2.37	2.80	3.3	10.5	12.4	98	4.39	A	A+	4.47	6.46	2024	1.26
	15s1.5s2.0s3.5s7.1	1.00	1.00	1.33	2.33	4.73	5.00	10.40	11.51	0.81	2.36	2.79	3.6	10.5	12.4	98	4.41	A	A+	4.51	6.46	2006	1.26
	15s1.5s2.0s4.2s4.2	1.16	1.16	1.55	3.26	3.26	4.38	10.40	11.13	0.76	2.60	2.88	3.4	11.5	12.8	98	4.00	A	A+	4.40	6.46	2058	1.22
	15s1.5s2.0s4.2s5.0	1.10	1.10	1.46	3.08	3.66	4.61	10.40	11.26	0.79	2.50	2.89	3.5	11.1	12.8	98	4.16	A	A+	4.36	6.46	2076	1.22
	15s1.5s2.0s4.2s6.0	1.03	1.03	1.37	2.87	4.11	4.89	10.40	11.49	0.79	2.37	2.80	3.5	10.5	12.4	98	4.39	A	A+	4.47	6.46	2022	1.26
	15s1.5s2.0s5.0s5.0	1.04	1.04	1.39	3.47	3.47	4.83	10.40	11.38	0.82	2.46	2.84	3.6	10.9	12.6	98	4.23	A	A+	4.34	6.46	2083	1.22
	15s1.5s2.5s2.5s2.5	1.49	1.49	2.48	2.48	2.48	3.56	10.40	11.10	0.60	2.62	2.89	2.7	11.6	12.8	98	3.97	A	A+	4.23	6.46	2141	1.23
	15s1.5s2.5s2.5s3.5	1.36	1.36	2.26	2.26	3.17	3.84	10.40	11.11	0.67	2.61	2.89	3.0	11.6	12.8	98	3.98	A	A+	4.30	6.46	2103	1.23
	15s1.5s2.5s2.5s4.2	1.28	1.28	2.13	2.13	3.58	4.04	10.40	11.11	0.69	2.61	2.89	3.1	11.6	12.8	98	3.98	A	A+	4.31	6.46	2098	1.22
	15s1.5s2.5s2.5s5.0	1.20	1.20	2.00	2.00	4.00	4.27	10.40	11.24	0.71	2.51	2.90	3.1	11.1	12.9	98	4.14	A	A+	4.29	6.46	2110	1.23
	15s1.5s2.5s2.5s6.0	1.11	1.11	1.86	1.86	4.46	4.55	10.40	11.47	0.72	2.38	2.81	3.2	10.6	12.5	98	4.37	A	A+	4.40	6.46	2054	1.22
	15s1.5s2.5s2.5s7.1	1.03	1.03	1.72	1.72	4.89	4.86	10.40	11.50	0.79	2.36	2.79	3.5	10.5	12.4	98	4.41	A	A+	4.43	6.46	2043	1.21
	15s1.5s2.5s3.5s3.5	1.25	1.25	2.08	2.91	2.91	4.13	10.40	11.11	0.71	2.61	2.89	3.1	11.6	12.8	98	3.98	A	A+	4.39	6.46	2061	1.22
	15s1.5s2.5s3.5s4.2	1.18	1.18	1.97	2.76	3.31	4.32	10.40	11.12	0.76	2.61	2.89	3.4	11.6	12.8	98	3.98	A	A+	4.40	6.46	2058	1.22
	15s1.5s2.5s3.5s5.0	1.11	1.11	1.86	2.60	3.71	4.55	10.40	11.25	0.76	2.51	2.89	3.4	11.1	12.8	98	4.14	A	A+	4.36	6.46	2076	1.22
	15s1.5s2.5s3.5s6.0	1.04	1.04	1.73	2.43	4.16	4.83	10.40	11.48	0.79	2.37	2.80	3.5	10.5	12.4	98	4.39	A	A+	4.46	6.46	2029	1.26
	15s1.5s2.5s4.2s4.2	1.12	1.12	1.87	3.14	3.14	4.52	10.40	11.13	0.79	2.60	2.88	3.5	11.5	12.8	98	4.00	A	A+	4.40	6.46	2058	1.22
	15s1.5s2.5s4.2s5.0	1.06	1.06	1.77	2.97	3.54	4.75	10.40	11.26	0.82	2.50	2.89	3.6	11.1	12.8	98	4.16	A	A+	4.36	6.46	2074	1.22
	15s1.5s2.5s5.0s5.0	1.01	1.01	1.68	3.35	3.35	4.97	10.40	11.38	0.84	2.46	2.84	3.7	10.9	12.6	98	4.23	A	A+	4.36	6.46	2076	1.22
	15s1.5s3.5s3.5s3.5	1.16	1.16	2.70	2.70	2.70	4.41	10.40	11.12	0.76	2.61	2.89	3.4	11.6	12.8	98	3.98	A	A+	4.46	6.46	2028	1.26
	15s1.5s3.5s3.5s4.2	1.10	1.10	2.56	2.56	3.08	4.61	10.40	11.13	0.81	2.60	2.88	3.6	11.5	12.8	98	4.00	A	A+	4.47	6.46	2025	1.26
	15s1.5s3.5s3.5s5.0	1.04	1.04	2.43	2.43	3.47	4.83	10.40	11.26	0.84	2.50	2.89	3.7	11.1	12.8	98	4.16	A	A+	4.46	6.46	2028	1.26
	15s1.5s3.5s4.2s4.2	1.05	1.05	2.44	2.93	2.93	4.80	10.40	11.14	0.87	2.60	2.88	3.9	11.5	12.8	98	4.00	A	A+	4.45	6.46	2033	1.26
	15s2.0s2.0s2.0s2.0	1.63	2.17	2.17	2.17	2.17	3.28	10.31	11.10	0.55	2.56	2.89	2.4	11.4	12.8	98	4.03	A	A+	4.22	6.46	2144	1.23
	15s2.0s2.0s2.0s2.5	1.56	2.08	2.08	2.08	2.60	3.42	10.40	11.10	0.58	2.62	2.89	2.6	11.6	12.8	98	3.97	A	A+	4.23	6.46	2141	1.23
	15s2.0s2.0s2.0s3.5	1.42	1.89	1.89	1.89	3.31	3.70	10.40	11.11	0.62	2.61	2.89	2.8	11.6	12.8	98	3.98	A	A+	4.31	6.46	2100	1.23
	15s2.0s2.0s2.0s4.2	1.33	1.78	1.78	1.78	3.73	3.90	10.40	11.11	0.66	2.61	2.89	2.9	11.6	12.8	98	3.98	A	A+	4.31	6.46	2098	1.22
	15s2.0s2.0s2.0s5.0	1.25	1.66	1.66	1.66	4.16	4.13	10.40	11.24	0.69	2.51	2.90	3.1	11.1	12.9	98	4.14	A	A+	4.29	6.46	2110	1.23
	15s2.0s2.0s2.0s6.0	1.16	1.54	1.54	1.54	4.62	4.41	10.40	11.47	0.69	2.38	2.81	3.1	10.6	12.5	98	4.37	A	A+	4.40	6.46	2054	1.22
	15s2.0s2.0s2.0s7.1	1.07	1.42	1.42	1.42	5.06	4.72	10.40	11.50	0.76	2.36	2.79	3.4	10.5	12.4	98	4.41	A	A+	4.43	6.46	2043	1.21
	15s2.0s2.0s2.5s2.5	1.49	1.98	1.98	2.48	2.48	3.56	10.40	11.10	0.60	2.62	2.89	2.7	11.6	12.8	98	3.97	A	A+	4.23	6.46	2137	1.23
	15s2.0s2.0s2.5s3.5	1.36	1.81	1.81	2.26	3.17	3.84	10.40	11.11	0.67	2.61	2.89	3.0	11.6	12.8	98	3.98	A	A+	4.31	6.46	2098	1.22
	15s2.0s2.0s2.5s4.2	1.28	1.70	1.70	2.13	3.58	4.04	10.40	11.11	0.69	2.61	2.89	3.1	11.6	12.8	98	3.98	A	A+	4.31	6.46	2098	1.22
	15s2.0s2.0s2.5s5.0	1.20	1.60	1.60	2.00	4.00	4.27	10.40	11.24	0.71	2.51	2.90	3.1	11.1	12.9	98	4.14	A	A+	4.31	6.46	2100	1.23
15s2.0s2.0s2.5s6.0	1.11	1.49	1.49	1.86	4.46	4.55	10.40	11.47	0.72	2.38	2.81	3.2	10.6	12.5	98	4.37	A	A+	4.41	6.46	2052	1.22	
15s2.0s2.0s2.5s7.1	1.03	1.38	1.38	1.72	4.89	4.86	10.40	11.50	0.79	2.36	2.79	3.5	10.5	12.4	98	4.41	A	A+	4.44	6.46	2036	1.27	
15s2.0s2.0s3.5s3.5	1.25	1.66	1.66	2.91	2.91	4.13	10.40	11.11	0.71	2.61	2.89	3.1	11.6	12.8	98	3.98	A	A+	4.40	6.46	2058	1.22	
15s2.0s2.0s3.5s4.2	1.18	1.58	1.58	2.76	3.31	4.32	10.40	11.12	0.76	2.61	2.89	3.4	11.6	12.8	98	3.98	A	A+	4.40	6.46	2058	1.22	
15s2.0s2.0s3.5s5.0	1.11	1.49	1.49	2.60	3.71	4.55	10.40	11.25	0.76	2.51	2.89	3.4	11.1	12.8	98	4.14	A	A+	4.40				



HEATING

OUTDOOR UNIT	INDOOR UNIT	HEATING CAPACITY (kW)					TOTAL CAPACITY (kW)			POWER INPUT COOLING (kW)			TOTAL CURRENT (A)			POWER FACTOR (%)	COP	ENERGY LABEL	Seasonal data				
		A ROOM	B ROOM	C ROOM	D ROOM	E ROOM	Min.	Nom.	Max.	Min.	Nom.	Max.	Min.	Nom.	Max.				label	SCOP	Pdesign	AEC	Back-up heater capacity at -10°C
5MXS90E3V3B	15+25+25+42+42	1.05	1.74	1.74	2.93	2.93	4.80	10.40	11.13	0.87	2.60	2.88	3.9	11.5	12.8	98	4.00	A	A+	4.41	6.46	2054	1.21
	15+25+35+35+35	1.08	1.79	2.51	2.51	2.51	4.69	10.40	11.12	0.84	2.61	2.89	3.7	11.6	12.8	98	3.98	A	A+	4.49	6.46	2017	1.26
	15+25+35+35+42	1.03	1.71	2.39	2.39	2.87	4.89	10.40	11.13	0.87	2.60	2.88	3.9	11.5	12.8	98	4.00	A	A+	4.50	6.46	2010	1.26
	15+35+35+35+35	1.01	2.35	2.35	2.35	2.35	4.97	10.40	11.13	0.90	2.60	2.88	4.0	11.5	12.8	98	4.00	A	A+	4.55	6.46	1986	1.25
	20+20+20+20+20	2.08	2.08	2.08	2.08	2.08	3.42	10.40	11.10	0.58	2.62	2.89	2.6	11.6	12.8	98	3.97	A	A+	4.23	6.46	2137	1.23
	20+20+20+20+25	1.98	1.98	1.98	1.98	2.48	3.56	10.40	11.10	0.60	2.62	2.89	2.7	11.6	12.8	98	3.97	A	A+	4.24	6.46	2135	1.23
	20+20+20+20+35	1.81	1.81	1.81	1.81	3.16	3.84	10.40	11.11	0.67	2.61	2.89	3.0	11.6	12.8	98	3.98	A	A+	4.34	6.46	2085	1.22
	20+20+20+20+42	1.70	1.70	1.70	1.70	3.60	4.04	10.40	11.11	0.69	2.61	2.89	3.1	11.6	12.8	98	3.98	A	A+	4.34	6.46	2084	1.22
	20+20+20+20+50	1.60	1.60	1.60	1.60	4.00	4.27	10.40	11.24	0.71	2.51	2.90	3.1	11.1	12.9	98	4.14	A	A+	4.31	6.46	2098	1.22
	20+20+20+20+60	1.49	1.49	1.49	1.49	4.44	4.55	10.40	11.47	0.72	2.38	2.81	3.2	10.6	12.5	98	4.37	A	A+	4.41	6.46	2052	1.22
	20+20+20+20+71	1.38	1.38	1.38	1.38	4.88	4.86	10.40	11.50	0.79	2.36	2.79	3.5	10.5	12.4	98	4.41	A	A+	4.47	6.46	2022	1.26
	20+20+20+25+25	1.90	1.90	1.90	2.35	2.35	3.70	10.40	11.10	0.62	2.62	2.89	2.8	11.6	12.8	98	3.97	A	A+	4.25	6.46	2128	1.23
	20+20+20+25+35	1.73	1.73	1.73	2.17	3.04	3.99	10.40	11.11	0.69	2.61	2.89	3.1	11.6	12.8	98	3.98	A	A+	4.34	6.46	2084	1.22
	20+20+20+25+42	1.64	1.64	1.64	2.05	3.43	4.18	10.40	11.11	0.71	2.61	2.89	3.1	11.6	12.8	98	3.98	A	A+	4.34	6.46	2084	1.22
	20+20+20+25+50	1.54	1.54	1.54	1.93	3.85	4.41	10.40	11.24	0.74	2.51	2.90	3.3	11.1	12.9	98	4.14	A	A+	4.34	6.46	2085	1.22
	20+20+20+25+60	1.43	1.43	1.43	1.80	4.31	4.69	10.40	11.47	0.74	2.38	2.81	3.3	10.6	12.5	98	4.37	A	A+	4.41	6.46	2050	1.21
	20+20+20+25+71	1.33	1.33	1.33	1.67	4.74	5.00	10.40	11.50	0.82	2.36	2.79	3.6	10.5	12.4	98	4.41	A	A+	4.48	6.46	2020	1.26
	20+20+20+35+35	1.90	1.90	1.90	2.35	2.35	3.70	10.40	11.10	0.62	2.62	2.89	2.8	11.6	12.8	98	3.97	A	A+	4.40	6.46	2056	1.22
	20+20+20+35+42	1.52	1.52	1.52	2.66	3.18	4.46	10.40	11.12	0.79	2.55	2.89	3.5	11.3	12.8	98	4.08	A	A+	4.40	6.46	2056	1.21
	20+20+20+35+50	1.43	1.43	1.43	2.51	3.60	4.69	10.40	11.25	0.82	2.51	2.89	3.6	11.1	12.8	98	4.14	A	A+	4.40	6.46	2056	1.22
	20+20+20+35+60	1.34	1.34	1.34	2.35	4.03	4.97	10.40	11.48	0.82	2.37	2.80	3.6	10.5	12.4	98	4.39	A	A+	4.51	6.46	2006	1.26
	20+20+20+42+42	1.44	1.44	1.44	3.04	3.04	4.66	10.40	11.13	0.81	2.55	2.88	3.6	11.3	12.8	98	4.08	A	A+	4.41	6.46	2054	1.21
	20+20+20+42+50	1.37	1.37	1.37	2.87	3.42	4.89	10.40	11.26	0.84	2.56	2.95	3.7	11.4	13.1	98	4.06	A	A+	4.40	6.46	2056	1.22
	20+20+25+25+25	1.81	1.81	2.26	2.26	2.26	3.84	10.40	11.10	0.67	2.62	2.89	3.0	11.6	12.8	98	3.97	A	A+	4.25	6.46	2126	1.23
	20+20+25+25+35	1.66	1.66	2.08	2.08	2.92	4.13	10.40	11.11	0.71	2.61	2.89	3.1	11.6	12.8	98	3.98	A	A+	4.34	6.46	2084	1.22
	20+20+25+25+42	1.58	1.58	1.97	1.97	3.30	4.32	10.40	11.11	0.74	2.56	2.89	3.3	11.4	12.8	98	4.06	A	A+	4.34	6.46	2083	1.22
	20+20+25+25+50	1.49	1.49	1.86	1.86	3.70	4.55	10.40	11.24	0.76	2.51	2.90	3.4	11.1	12.9	98	4.14	A	A+	4.34	6.46	2084	1.22
	20+20+25+25+60	1.39	1.39	1.73	1.73	4.16	4.83	10.40	11.47	0.80	2.38	2.81	3.5	10.6	12.5	98	4.37	A	A+	4.43	6.46	2043	1.21
	20+20+25+35+35	1.54	1.54	1.92	2.70	2.70	4.41	10.40	11.11	0.76	2.61	2.89	3.4	11.6	12.8	98	3.98	A	A+	4.41	6.46	2054	1.21
	20+20+25+35+42	1.46	1.46	1.84	2.56	3.08	4.61	10.40	11.12	0.82	2.55	2.89	3.6	11.3	12.8	98	4.08	A	A+	4.42	6.46	2047	1.21
	20+20+25+35+50	1.39	1.39	1.72	2.43	3.47	4.83	10.40	11.25	0.84	2.51	2.89	3.7	11.1	12.8	98	4.14	A	A+	4.40	6.46	2056	1.22
	20+20+25+42+42	1.40	1.40	1.74	2.93	2.93	4.80	10.40	11.13	0.87	2.60	2.94	3.9	11.5	13.0	98	4.00	A	A+	4.44	6.46	2040	1.27
	20+20+35+35+35	1.44	1.44	2.52	2.50	2.50	4.69	10.40	11.12	0.84	2.61	2.89	3.7	11.6	12.8	98	3.98	A	A+	4.50	6.46	2010	1.26
	20+20+35+35+42	1.37	1.37	2.40	2.39	2.87	4.89	10.40	11.13	0.87	2.60	2.94	3.9	11.5	13.0	98	4.00	A	A+	4.51	6.46	2008	1.26
	20+25+25+25+25	1.72	2.17	2.17	2.17	2.17	3.99	10.40	11.10	0.69	2.62	2.89	3.1	11.6	12.8	98	3.97	A	A+	4.28	6.46	2113	1.23
	20+25+25+25+35	1.60	2.00	2.00	2.00	2.80	4.27	10.40	11.11	0.74	2.61	2.89	3.3	11.6	12.8	98	3.98	A	A+	4.35	6.46	2081	1.22
	20+25+25+25+42	1.52	1.90	1.90	1.90	3.18	4.46	10.40	11.11	0.79	2.56	2.89	3.5	11.4	12.8	98	4.06	A	A+	4.35	6.46	2079	1.22
	20+25+25+25+50	1.44	1.79	1.79	1.79	3.59	4.69	10.40	11.24	0.82	2.51	2.90	3.6	11.1	12.9	98	4.14	A	A+	4.34	6.46	2083	1.22
	20+25+25+25+60	1.33	1.68	1.68	1.68	4.03	4.97	10.40	11.47	0.82	2.38	2.81	3.6	10.6	12.5	98	4.37	A	A+	4.44	6.46	2036	1.27
	20+25+25+35+35	1.48	1.86	1.86	2.60	2.60	4.55	10.40	11.11	0.82	2.61	2.89	3.6	11.6	12.8	98	3.98	A	A+	4.42	6.46	2047	1.21
	20+25+25+35+42	1.41	1.77	1.77	2.48	2.97	4.75	10.40	11.12	0.84	2.55	2.89	3.7	11.3	12.8	98	4.08	A	A+	4.44	6.46	2040	1.27
	20+25+25+35+50	1.34	1.68	1.68	2.35	3.35	4.97	10.40	11.25	0.87	2.51	2.89	3.9	11.1	12.8	98	4.14	A	A+	4.41	6.46	2054	1.21
20+25+25+42+42	1.34	1.69	1.69	2.84	2.84	4.94	10.40	11.13	0.90	2.60	2.94	4.0	11.5	13.0	98	4.00	A	A+	4.44	6.46	2039	1.27	
25+25+35+35+35	1.38	1.73	2.43	2.43	2.43	4.83	10.40	11.12	0.87	2.61	2.89	3.9	11.6	12.8	98	3.98	A	A+	4.51	6.46	2008	1.26	
25+25+25+25+25	2.08	2.08	2.08	2.08	2.08	4.13	10.40	11.10	0.72	2.62	2.89	3.2	11.6	12.8	98	3.97	A	A+	4.29	6.46	2110	1.23	
25+25+25+25+35	1.93	1.93	1.93	1.93	2.68	4.41	10.40	11.11	0.77	2.61	2.89	3.4	11.6	12.8	98	3.98	A	A+	4.35	6.46	2079	1.22	
25+25+25+25+42	1.83	1.83	1.83	1.83	3.08	4.61	10.40	11.11	0.82	2.56	2.89	3.6	11.4	12.8	98	4.06	A	A+	4.37	6.46	2071	1.22	
25+25+25+25+50	1.73	1.73	1.73	1.73	3.48	4.83	10.40	11.24	0.85	2.51	2.90	3.8	11.1	12.9	98	4.14	A	A+	4.35	6.46	2081	1.22	
25+25+25+35+35	1.80	1.80	1.80	2.50	2.50	4.69	10.40	11.11	0.85	2.61	2.89	3.8	11.6	12.8	98	3.98	A	A+	4.44	6.46	2040	1.27	
25+25+25+35+42	1.71	1.71	1.71	2.40	2.87	4.89	10.40	11.12	0.87	2.61	2.89	3.9	11.6	12.8	98	3.98	A	A+	4.47	6.46	2026	1.27	
25+25+35+35+35	1.69	1.69	2.34	2.34	2.34	4.97	10.40	11.12	0.90	2.61	2.89	4.0	11.6	12.8	98	3.98	A	A+	4.51	6.46	2008	1.26	

- Notes: 1. Cooling capacity is based on 27°CDB/19°CWB (Indoor temperature), 35°CDB (Outdoor temperature).  
 Heating capacity is based on 20°CDB (Indoor temperature), 7°CDB/6°CWB (Outdoor temperature).  
 2. The total ability of connected a indoor unit is up to 14.5kW.  
 3. It is impossible to connect the indoor unit for one room only.  
 4. The above is the value for connecting with the following indoor units.  
 1.5, 2.0, 2.5, 3.5, 4.2, 5.0 kW class; wall mounted K series  
 6.0, 7.1 kW class; wall mounted G series

























<b>Products overview</b>	<b>132</b>	<b>Ceiling suspended units</b>	<b>152</b>
<b>Benefits overview</b>	<b>134</b>	NEW FHQ-C / RZQG-L7V1/LY1	152
<b>PAIR APPLICATIONS</b>		NEW FHQ-C / RZQSG-LV1/LY1	153
<b>Cassette units</b>		NEW FHQ-C / RXS-K/F	154
FCQG-F / RXS-K/F	137	NEW FUQ-C / RZQG-L7V1/LY1	155
FCQG-F / RZQG-L7V1/LY1	138	<b>Floor Standing Unit</b>	<b>156</b>
FCQG-F / RZQSG-LV1/LY1	139	FVQ-C / RZQG-L7V1/LY1	156
FCQHG-F / RZQG-L7V1/LY1	140	FVQ-C / RZQSG-LV1/LY1	157
FCQHG-F / RZQSG-LV1/LY1	141	<b>SIESTA SKY AIR</b>	
NEW FFQ-C / RXS-K/F	143	<b>4-Way blow ceiling mounted cassette</b>	<b>158</b>
<b>Concealed ceiling units</b>	<b>144</b>	NEW ACQ-B / AZQS-BV1/BY1	158
FBQ-C8 / RZQG-L7V1/LY1	144	<b>Concealed ceiling units</b>	<b>159</b>
FBQ-C8 / RZQSG-LV1/LY1	145	NEW ABQ-A/B / AZQS-BV1/BY1	159
FBQ-C8 / RXS-K/F	146	<b>TWIN, TRIPLE, DOUBLE TWIN APPLICATIONS</b>	<b>161</b>
FDBQ-B	147	RZQ-C	161
FDQ-C / RZQG-L7V1/LY1	148	RZQG-L7V1/LY1	162
FDQ-C / RZQSG-LV1/LY1	148	RZQSG-LV1/LY1	163
FDQ-B / RZQ-C	149	<b>ROOFTOP</b>	<b>164</b>
<b>Wall mounted unit</b>	<b>150</b>	UATYQ-CY1	165
FAQ-C / RZQG-L7V1/LY1	150	UATYP-AY1	165
FAQ-C / RZQSG-LV1/LY1	151		








# Products overview - Sky Air

## Indoor units Pair, twin, triple & double twin application



Type	Model	Product name	
Ceiling mounted cassette	High COP, round flow cassette Auto cleaning function <sup>2</sup> , presence & floor sensor <sup>2</sup>	FCQHG-F	
	Round flow cassette Auto cleaning function <sup>2</sup> , presence & floor sensor <sup>2</sup>	FCQG-F	
	Fully flat cassette presence & floor sensor <sup>2</sup>	FFQ-C	
	Siesta, 4-way blow ceiling mounted cassette	ACQ-B	
Concealed ceiling	Concealed ceiling unit	FDBQ-B	
	Inverter driven concealed ceiling unit	FBQ-C8 <sup>1</sup>	
	Large concealed ceiling unit	FDQ-C	
	Large concealed ceiling unit	FDQ-B <sup>1</sup>	
	Siesta, Concealed ceiling unit	ABQ-A/B	
Wall mounted	Wall mounted unit	FAQ-C	
Ceiling suspended	Ceiling suspended unit	FHQ-C	
	4-way blow ceiling suspended unit	FUQ-C	
	Siesta, Ceiling suspended cassette	AHQ-C	
Floor standing	Floor standing unit	FVQ-C	


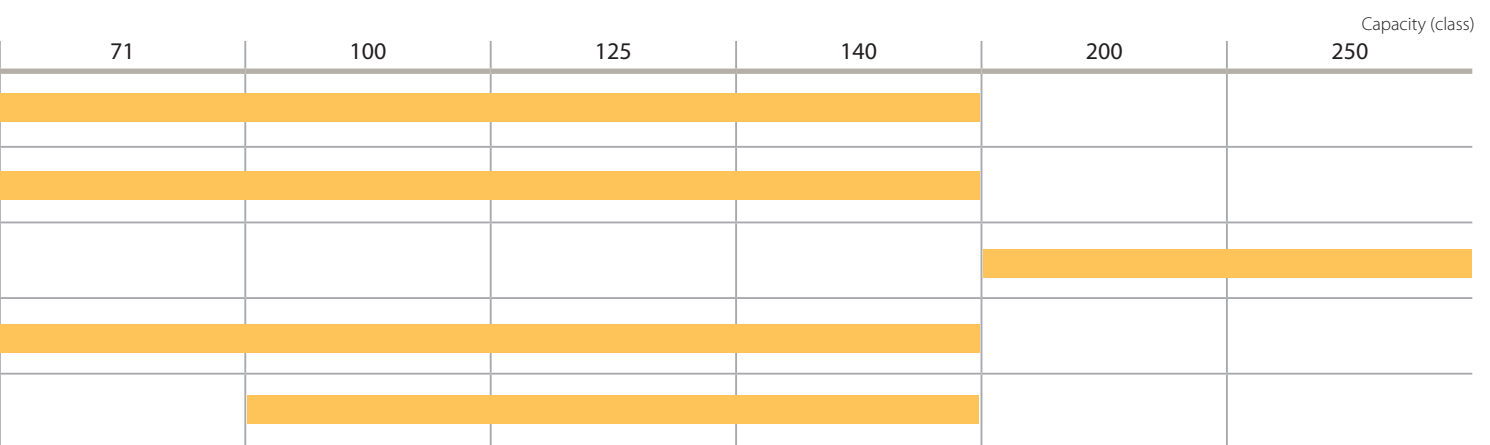
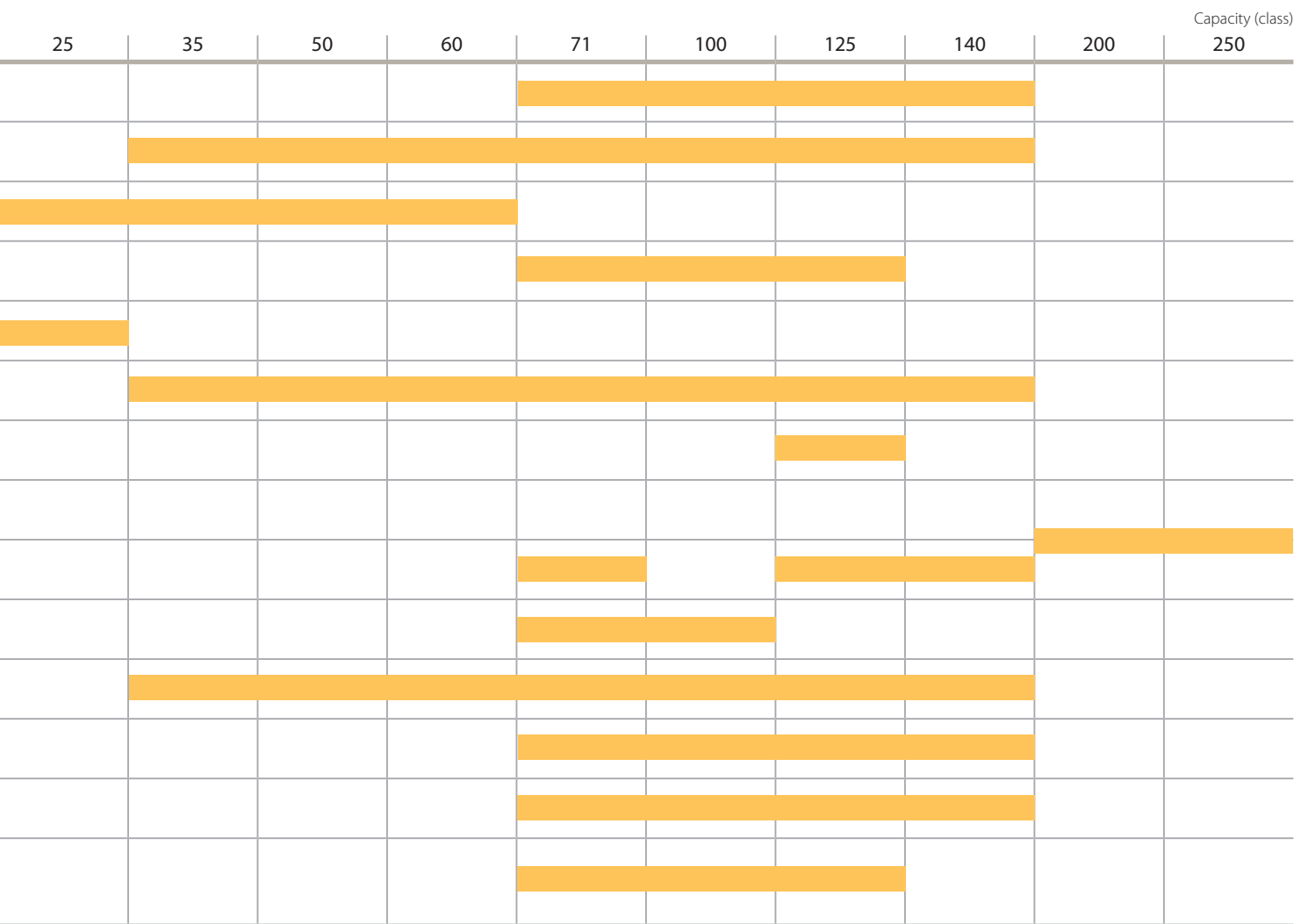
1) Twin, triple, double twin application is only possible up to 125 class      2) Optional

## Outdoor units Pair, twin, triple & double twin application





























System	Type	Product name	
Air cooled	Heat pump	RZQG-L7V1/LY1 Seasonal Smart	
		RZQSG-LV1/LY1 Seasonal Classic	
		RZQ-C Super Inverter	
		AZQS-BV1 Siesta outdoor unit	
		AZQS-BY1 Siesta outdoor unit	

## Rooftops










System	Type	Product name	Refrigerant	
Air cooled	Heat pump	UATYP-AY1(B) Rooftop Unit	R-407C	
System	Type	Product name	Refrigerant	
Air cooled	Heat pump	UATYQ-CY1 Rooftop unit	R-410A	



# Benefits overview - Sky Air

		Ceiling mounted cassette				
		FCQHG-F	FCQG-F	FFQ-C	ACQ-B	FDBC
						
We care icons	 Seasonal efficiency - Smart use of energy	✓	✓	✓	✓	✓
	 Inverter technology	✓	✓	✓	✓	✓
	 Home leave operation	✓	✓	✓		✓
	 Fan only	✓	✓	✓	✓	✓
	 Auto cleaning panel	✓	✓			
Comfort	 Draught prevention	✓	✓	✓	✓	
	 Whisper quiet	✓	✓	✓		✓
	 Auto cooling-heating changeover	✓	✓	✓	✓	✓
Air treatment	 Air filter	✓	✓	✓	✓	✓
Humidity control	 Dry programme	✓	✓	✓		✓
Air flow	 Ceiling soiling prevention	✓	✓	✓	✓	
	 Vertical auto swing	✓	✓	✓		
	 Fan speed steps	3	3	3	3	2
Remote control & timer	 Weekly timer	✓	✓	✓	✓	✓
	 Infrared remote control	✓	✓	✓	✓	
	 Wired remote control	✓	✓	✓		✓
	 Centralised control	✓	✓	✓		
Other functions	 Auto-restart	✓	✓	✓		✓
	 Self-diagnosis	✓	✓	✓		✓
	 Drain pump kit	✓	✓	✓		
	 Twin/triple/double twin application	✓	✓	✓		
	 Multi model application		✓	✓		✓
	 VRV for residential application		✓	✓		✓

For explanation on the benefits, see the end of this catalogue.

Concealed ceiling unit					Ceiling suspended unit	4-Way blow ceiling suspended unit	Wall mounted unit	Floor standing unit
Q-B	FBQ-C8	FDQ-C	FDQ-B	ABQ-A/B	FHQ-C	FUQ-C	FAQ-C	FVQ-C
								
	✓	✓		✓	✓	✓	✓	✓
	✓	✓	✓	✓	✓	✓	✓	✓
	✓	✓	✓		✓	✓	✓	✓
	✓	✓	✓	✓	✓	✓	✓	✓
						✓		
	✓			✓				
	✓	✓	✓	✓	✓	✓	✓	✓
	✓	✓	✓		✓	✓	✓	✓
					✓	✓	✓	✓
	3	3	2	3	3	3	3	3
	✓	✓	✓	✓	✓	✓	✓	✓
	✓				✓	✓	✓	
	✓	✓	✓	✓	✓	✓	✓	✓
	✓	✓	✓		✓	✓	✓	✓
	✓	✓	✓		✓	✓	✓	✓
	✓	✓	✓		✓	✓	✓	✓
	✓	✓			✓	✓	✓	
	✓	✓	✓		✓	✓	✓	
	✓				✓			
	✓				✓			



# Round flow cassette

## Round flow cassette: setting the standard for efficiency and comfort

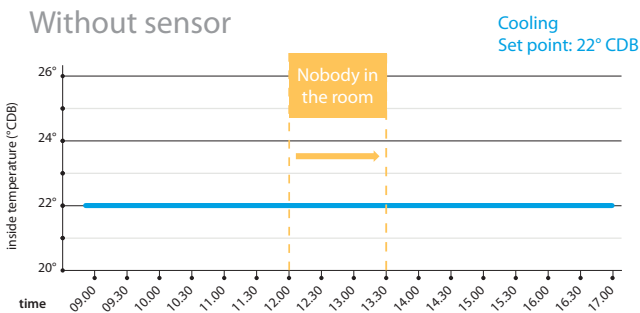
The round flow cassette is designed for use in all forms and sizes of commercial offices & retail environments. Today, Daikin has improved its technology even further to enhance your comfort and provide you better energy efficient models.



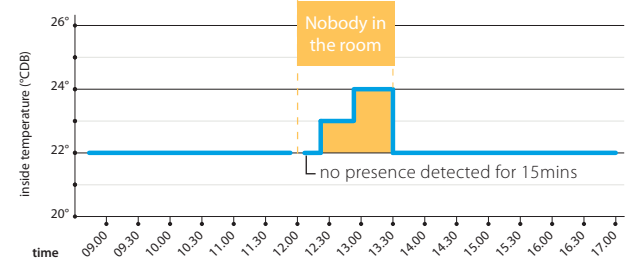
### Even more energy efficient...

- With the optional infrared **presence sensor** the set point can be adjusted or the round flow cassette switched off when there is nobody in the room. Up to **27% energy can be saved** (estimated) with this new function. If no presence is detected in the room for 15mins, the set temperature is changed until a minimum temperature (for heating) or maximum temperature (for cooling) is reached. When selecting the setback function, the unit will maintain the temperature within a preset minimum and maximum temperature, when there is no presence detected in the room for 1 hour.

#### Without sensor

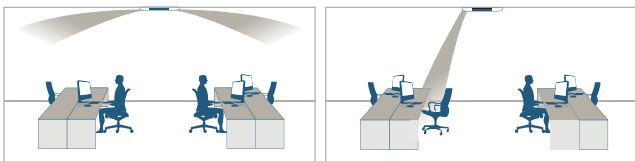


#### With sensor (BRC1E52A/B required)



### ... and improved comfort

- With the optional **infrared floor sensor** having cold feet will become history. This sensor detects the average floor temperature and ensures even temperature distribution between ceiling and floor.



- The presence sensor directs air flow away from any person detected in the room, when the air flow control is on.
- The unique 360° airflow discharge pattern ensures a uniform temperature distribution across the room without dead corners.

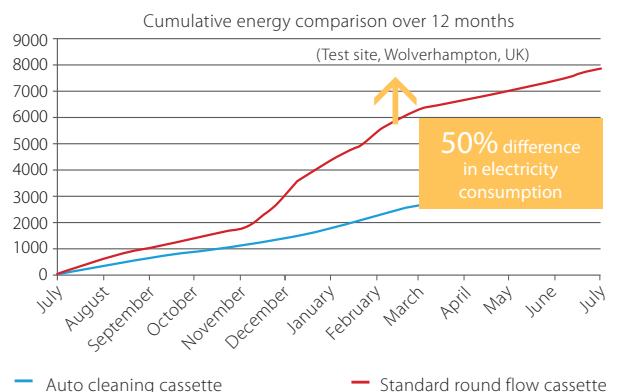


### Flexible installation

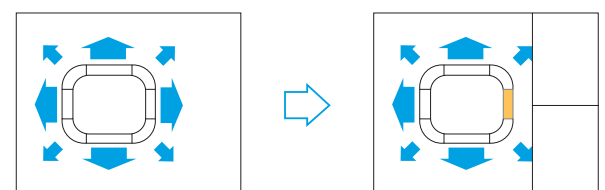
- When refurbishing or rearranging the interior of your office, shop or other area, you no longer need to change the location of your indoor unit. With the round flow cassette one flap can be easily closed via the wired remote controller (BRC1E52A/B – optional). Optional closure kits are available as well.

- Daikin was the first to launch an **auto-cleaning decoration panel**. With this panel the costs can be further reduced as the filter cleans itself automatically once a day. Up to **50% energy can be saved** thanks to daily filter cleaning.

#### Energy consumption (kWh)



— Auto cleaning cassette — Standard round flow cassette





FCQG35-60F



RXS35K



BRC1E52A/B

BRC7F532F



- > The round flow cassette provides a more comfortable environment and offers greater savings in energy consumption to shop, office and restaurant owners
- > 360° air discharge ensures uniform air flow and temperature distribution
- > Modern style decoration panel is available in 3 different variations: pure white (RAL9010) auto cleaning panel, pure white (RAL9010) standard panel with grey louvers and pure white (RAL9010) standard panel with white louvers
- > Daikin introduces first auto cleaning cassette to European market.
- > Higher efficiency and comfort thanks to daily auto cleaning of the filter.
- > Lower maintenance costs thanks to auto cleaning function.
- > Easy dust removal with vacuum cleaner without opening the unit.
- > The presence sensor (optional) : adjusts the temperature or switches off the unit when there is nobody in the room - ensures the air flow is directed away from any person detected in the room, when the air flow control is activated
- > The floor sensor (optional) detects the average floor temperature and ensures even temperature distribution between ceiling and floor. Cold feet will become history.
- > Individual flap control: one flap can be easily closed via the wired remote controller (BRC1E52) in case you would refurbish or rearrange your interior
- > Fresh air intake: up to 20 %
- > No optional adapter needed for DIII-connection, link your unit into the wider building management system.



## Heating & Cooling

Indoor unit			FCQG35F	FCQG50F	FCQG60F	
Cooling capacity	Min./Nom./Max.	kW	-/3.4/-	-/5.0/-	-/5.7/-	
Heating capacity	Min./Nom./Max.	kW	-/4.2/-	-/6.0/-	-/7.00/-	
Seasonal efficiency (according to EN14825)	Cooling	Energy label	A	A+	A+	
		Pdesign	3.50	5.00	5.70	
		SEER	5.34	5.89	5.74	
	Heating (Average climate)	Annual energy consumption	kWh	230	297	347
		Energy label	A++	A+	A	
		Pdesign	kW	3.32	4.36	4.71
Nominal efficiency (cooling at 35°/27° nominal load, heating at 7°/20° nominal load)	Annual energy consumption	SCOP	4.74	4.24	3.87	
		Annual energy consumption	kWh	981	1,442	1,702
		EER	3.58	3.55	3.48	
Casing	Colour	COP	5.34	3.70	3.52	
		Annual energy consumption	kWh	475	705	820
		Energy label	Cooling/Heating	A/B	A/A	A/B
Dimensions	Unit	HeightxWidthxDepth	mm			
Weight	Unit	kg	18	19		
Decoration panel	Model	BYCQ140D7W1/BYCQ140D7W1W/BYCQ140D7GW1				
	Colour	Pure White (RAL 9010)				
	Dimensions	HeightxWidthxDepth	mm			
	Weight	kg	60x950x950/60x950x950/145x950x950			
Fan - Air flow rate	Cooling	High/Nom./Low	m³/min	12.5/10.6/8.7	12.6/10.7/8.7	13.6/11.2/8.7
	Heating	High/Nom.	m³/min	12.5/10.6	12.6/10.7	13.6/11.2
Sound power level	Cooling	High	dBA	49		51
	Heating	High	dBA	49		51
Sound pressure level	Cooling	High/Nom./Low	dBA	31/29/27		33/31/28
	Heating	High/Nom./Low	dBA	31/29/27		33/31/28
Piping connections	Liquid	OD	mm	6.35		
	Gas	OD	mm	9.5	12.7	
Power supply	Phase / Frequency / Voltage	Hz / V	1~ / 50 / 220-240			

Outdoor unit			RXS35K	RXS50K	RXS60F	
Dimensions	Unit	HeightxWidthxDepth	mm	550x765x285	735x825x300	735x825x300
Weight	Unit	kg	34	47	47	
Fan - Air flow rate	Cooling	High/Low	m³/min	36.0/30.1	50.9/48.9	50.9/42.4
	Heating	High/Low	m³/min	28.3/25.6	45.0/43.1	46.3/42.4
Sound power level	Cooling	Nom./High	dBA	-/63		63/-
Sound pressure level	Cooling	High/Low	dBA	48/44	48/44	49/46
	Heating	High/Low	dBA	48/45	48/45	49/46
Operation range	Cooling	Ambient	Min.-Max. °CDB	-10~46	-10~46	-10~46
	Heating	Ambient	Min.-Max. °CWB	-15~18	-15~18	-15~18
Refrigerant	Type/GWP	R-410A/1,975				
Piping connections	Piping length	OU - IU	Max.	m	20	30
	Level difference	IU - OU	Max.	m	15	20
Power supply	Phase / Frequency / Voltage	Hz / V	1~ / 50 / 220-240			
Current - 50Hz	Maximum fuse amps (MFA)	A	10	20	20	

(1) EER/COP according to Eurovent 2012 (2) The BYCQ140D7W1W has white insulations. Be informed that formation of dirt on white insulation is visibly stronger and that it is consequently not advised to install the BYCQ140D7W1W decoration panel in environments exposed to concentrations of dirt. (3) BYCQ140D7W1 = pure white panel with grey louvers, BYCQ140D7W1W = pure white standard panel with white louvers, BYCQ140D7GW1 = Pure white auto cleaning panel



FCQG100-140F



RZQG100-140L7V1/LY1



BRC1E52A/B

BRC7AF532F



- > The round flow cassette provides a more comfortable environment and offers greater savings in energy consumption to shop, office and restaurant owners
- > 360° air discharge ensures uniform air flow and temperature distribution
- > Modern style decoration panel is available in 3 different variations: pure white (RAL9010) auto cleaning panel, pure white (RAL9010) standard panel with grey louvers and pure white (RAL9010) standard panel with white louvers
- > Daikin introduces first auto cleaning cassette to European market.
- > Higher efficiency and comfort thanks to daily auto cleaning of the filter.
- > Lower maintenance costs thanks to auto cleaning function.
- > Easy dust removal with vacuum cleaner without opening the unit.
- > The presence sensor (optional) : adjusts the temperature or switches off the unit when there is nobody in the room - ensures the air flow is directed away from any person detected in the room, when the air flow control is activated
- > The floor sensor (optional) detects the average floor temperature and ensures even temperature distribution between ceiling and floor. Cold feet will become history.
- > Individual flap control: one flap can be easily closed via the wired remote controller (BRC1E52) in case you would refurbish or rearrange your interior
- > Fresh air intake: up to 20 %
- > No optional adapter needed for DIII-connection, link your unit into the wider building management system.

## Heating & Cooling



Indoor unit			FCQG71F	FCQG100F	FCQG125F	FCQG140F	FCQG71F	FCQG100F	FCQG125F	FCQG140F		
Cooling capacity	Min./Nom./Max.	kW	-/6.8/-	-/9.5/-	-/12.0/-	-/13.4/-	-/6.8/-	-/9.5/-	-/12.0/-	-/13.4/-		
Heating capacity	Min./Nom./Max.	kW	-/7.5/-	-/10.8/-	-/13.5/-	-/15.5/-	-/7.5/-	-/10.8/-	-/13.5/-	-/15.5/-		
Seasonal efficiency (according to EN14825)	Cooling	Energy label	A+									
		Pdesign	kW	6.8	9.5	12.0	-	6.8	9.5	12.0	-	
		SEER		5.81	5.99	5.69	-	5.81	5.99	5.69	-	
	Heating (Average climate)	Annual energy consumption	kWh	410	555	738	-	410	555	738	-	
		Energy label		A								
		Pdesign	kW	6.3	11.3	12.7	-	6.3	11.3	12.7	-	
	Nominal efficiency (cooling at 35°/27° nominal load, heating at 7°/20° nominal load)	EER		3.39	3.87	3.73	3.21	3.39	3.87	3.73	3.21	
		COP		3.97	4.15	3.63	3.61	3.97	4.15	3.63	3.61	
		Annual energy consumption	kWh	1,005	1,225	1,610	2,085	1,005	1,225	1,610	2,085	
Energy label		Cooling/Heating	A/A									
Casing	Colour		-									
Dimensions	Unit	HeightxWidthxDepth	mm	204x840x840	246x840x840			204x840x840	246x840x840			
Weight	Unit		kg	21	24			21	24			
Decoration panel	Model	BYCQ140D7W1/BYCQ140D7W1W/BYCQ140D7GW1										
	Colour	Pure White (RAL 9010)										
	Dimensions	HeightxWidthxDepth	mm	60x950x950/60x950x950/145x950x950								
	Weight		kg	5.4/5.4/10.3								
Fan - Air flow rate	Cooling	High/Nom./Low	m <sup>3</sup> /min	15.0/12.1/9.1	22.8/17.6/12.4	26.0/19.2/12.4		15.0/12.1/9.1	22.8/17.6/12.4	26.0/19.2/12.4		
	Heating	High/Nom.	m <sup>3</sup> /min	15.0/12.1	22.8/17.6	26.0/19.2		15.0/12.1	22.8/17.6	26.0/19.2		
Sound power level	Cooling	High	dB(A)	51	54	58		51	54	58		
	Heating	High	dB(A)	51	54	58		51	54	58		
Sound pressure level	Cooling	High/Nom./Low	dB(A)	33/31/28	37/33/29	41/35/29		33/31/28	37/33/29	41/35/29		
	Heating	High/Nom./Low	dB(A)	33/31/28	37/33/29	41/35/29		33/31/28	37/33/29	41/35/29		
Piping connections	Liquid	OD	mm	9.52								
	Gas	OD	mm	15.9								
Power supply	Phase / Frequency / Voltage	Hz / V	1~ / 50 / 220-240									

Outdoor unit			RZQG71L7V1	RZQG100L7V1	RZQG125L7V1	RZQG140L7V1	RZQG71LY1	RZQG100LY1	RZQG125LY1	RZQG140LY1	
Dimensions	Unit	HeightxWidthxDepth	mm	990x940x320	1,430x940x320			990x940x320	1,430x940x320		
Weight	Unit		kg	78	102			80	101		
Fan - Air flow rate	Cooling	Nom.	m <sup>3</sup> /min	59	70		84	59	70		84
	Heating	Nom.	m <sup>3</sup> /min	49	62		69	49	62		69
Sound power level	Cooling	Nom.	dB(A)	64	66	67	69	64	66	67	69
Sound pressure level	Cooling	Nom.	dB(A)	48	50	51	52	48	50	51	52
	Heating	Nom.	dB(A)	50	52	53		50	52	53	
	Night quiet mode	Level 1	dB(A)	43	45			43	45		
Operation range	Cooling	Ambient	Min.~Max.	°CDB -15.0~50.0							
	Heating	Ambient	Min.~Max.	°CWB -20.0~15.5							
Refrigerant	Type/GWP	R-410A/1,975									
Piping connections	Piping length	OU - IU	Max.	m	50	75		50	75		
		System	Equivalent	m	70	90		70	90		
	Level difference	IU - OU	Max.	m	30.0						
		IU - IU	Max.	m	0.5						
Power supply	Phase / Frequency / Voltage	Hz / V	1~ / 50 / 220-240				3N~ / 50 / 380-415				
Current - 50Hz	Maximum fuse amps (MFA)	A	20	32			16	20			

(1) EER/COP according to Eurovent 2012 (2) The BYCQ140D7W1W has white insulations. Be informed that formation of dirt on white insulation is visibly stronger and that it is consequently not advised to install the BYCQ140D7W1W decoration panel in environments exposed to concentrations of dirt. (3) BYCQ140D7W1 = pure white panel with grey louvers, BYCQ140D7W1W = pure white standard panel with white louvers, BYCQ140D7GW1 = Pure white auto cleaning panel



## Heating & Cooling

Seasonal Classic



Indoor unit			FCQG71F	FCQG100F	FCQG125F	FCQG140F	FCQG100F	FCQG125F	FCQG140F		
Cooling capacity	Min./Nom./Max.	kW	-/6.8/-	-/9.5/-	-/12.0/-	-/13.4/-	-/9.5/-	-/12.0/-	-/13.4/-		
Heating capacity	Min./Nom./Max.	kW	-/7.5/-	-/10.8/-	-/13.5/-	-/15.5/-	-/10.8/-	-/13.5/-	-/15.5/-		
Seasonal efficiency (according to EN14825)	Cooling	Energy label	A								
		Pdesign	kW	6.8	9.5	12.0	-	9.5	12.0	-	
		SEER		5.11							
	Heating (Average climate)	Annual energy consumption	kWh	466	651	822	-	651	822	-	
		Energy label		A							
		Pdesign	kW	6.3	7.6			-	7.6		-
		SCOP		3.81	3.80	3.81	-	3.80	3.81	-	
		Annual energy consumption	kWh	2,326	2,790	2,783	-	2,790	2,783	-	
		Nominal efficiency (cooling at 35°/27° nominal load, heating at 7°/20° nominal load)	EER		3.21	3.30	3.21	3.01	3.30	3.21	3.01
COP			3.61	3.54	3.41		3.54	3.41			
Annual energy consumption	kWh		971	1,440	1,870	2,225	1,440	1,870	2,225		
Energy label	Cooling/Heating		A/A	A/B		B/B	A/B		B/B		
Casing	Colour		-								
Dimensions	Unit	HeightxWidthxDepth	204x840x840			246x840x840					
	Unit		21	24							
Decoration panel	Model		BYCQ140D7W1/BYCQ140D7W1W/BYCQ140D7GW1								
	Colour		Pure White (RAL 9010)								
	Dimensions	HeightxWidthxDepth	60x950x950/60x950x950/145x950x950								
	Weight		5.4/5.4/10.3								
Fan - Air flow rate	Cooling	High/Nom./Low	m <sup>3</sup> /min	15.0/12.1/9.1	22.8/17.6/12.4	26.0/19.2/12.4		22.8/17.6/12.4	26.0/19.2/12.4		
	Heating	High/Nom.	m <sup>3</sup> /min	15.0/12.1	22.8/17.6	26.0/19.2		22.8/17.6	26.0/19.2		
Sound power level	Cooling	High	dB(A)	51	54	58		54	58		
	Heating	High	dB(A)	51	54	58		54	58		
Sound pressure level	Cooling	High/Nom./Low	dB(A)	33/31/28	37/33/29	41/35/29		37/33/29	41/35/29		
	Heating	High/Nom./Low	dB(A)	33/31/28	37/33/29	41/35/29		37/33/29	41/35/29		
Piping connections	Liquid	OD	mm	9.52							
	Gas	OD	mm	15.9							
Power supply	Phase / Frequency / Voltage	Hz / V	1~ / 50 / 220-240								

Outdoor unit			RZQSG71LV1	RZQSG100LV1	RZQSG125LV1	RZQSG140LV1	RZQSG100LY1	RZQSG125LY1	RZQSG140LY1
Dimensions	Unit	HeightxWidthxDepth	770x900x320	990x940x320		1,430x940x320	990x940x320		1,430x940x320
	Unit		67	81		102	82		101
Fan - Air flow rate	Cooling	Nom.	m <sup>3</sup> /min	52	76	77	83	76	77
	Heating	Nom.	m <sup>3</sup> /min	48	83		62	83	
Sound power level	Cooling	Nom.	dB(A)	65	69	70	69		70
Sound pressure level	Cooling	Nom./Silent operation	dB(A)	49/47	53/49	54/49	53/49	53/-	54/-
	Heating	Nom.	dB(A)	51	57	58	54	57	58
	Night quiet mode	Level 1	dB(A)	-					49
Operation range	Cooling	Ambient	Min.~Max.	°CDB -5.0~46.0					
	Heating	Ambient	Min.~Max.	°CWB -15.0~15.5					
Refrigerant	Type/GWP		R-410A/1,975						
Piping connections	Piping length	OU - IU	Max.	m		30			
		System	Equivalent	m		40			
	Level difference	IU - OU	Max.	m		15			
		IU - IU	Max.	m		0.5			
Power supply	Phase / Frequency / Voltage	Hz / V	1~ / 50 / 220-240			3N~ / 50 / 380-415			
Current - 50Hz	Maximum fuse amps (MFA)	A	20	32		20			

(1) EER/COP according to Eurovent 2012 (2) The BYCQ140D7W1W has white insulations. Be informed that formation of dirt on white insulation is visibly stronger and that it is consequently not advised to install the BYCQ140D7W1W decoration panel in environments exposed to concentrations of dirt. (3) BYCQ140D7W1 = pure white panel with grey louvers, BYCQ140D7W1W = pure white standard panel with white louvers, BYCQ140D7GW1 = Pure white auto cleaning panel





FCQHG71-140F



RZQG100-140L7V1/LY1



BRC1E52A/B

BRC7F532F



- > High COP cassette ensures top energy performance
- > The round flow cassette provides a more comfortable environment and offers greater savings in energy consumption to shop, office and restaurant owners
- > 360° air discharge ensures uniform air flow and temperature distribution
- > Modern style decoration panel is available in 3 different variations: pure white (RAL9010) auto cleaning panel, pure white (RAL9010) standard panel with grey louvers and pure white (RAL9010) standard panel with white louvers
- > Daikin introduces first auto cleaning cassette to European market.
- > Higher efficiency and comfort thanks to daily auto cleaning of the filter.
- > Lower maintenance costs thanks to auto cleaning function.
- > Easy dust removal with vacuum cleaner without opening the unit.
- > The presence sensor (optional) : adjusts the temperature or switches off the unit when there is nobody in the room - ensures the air flow is directed away from any person detected in the room, when the air flow control is activated
- > The floor sensor (optional) detects the average floor temperature and ensures even temperature distribution between ceiling and floor. Cold feet will become history.
- > Individual flap control: one flap can be easily closed via the wired remote controller (BRC1E52) in case you would refurbish or rearrange your interior
- > Fresh air intake: up to 20 %
- > No optional adapter needed for DIII-connection, link your unit into the wider building management system.

## Heating & Cooling



Indoor unit			FCQHG71F	FCQHG100F	FCQHG125F	FCQHG140F	FCQHG71F	FCQHG100F	FCQHG125F	FCQHG140F	
Cooling capacity	Min./Nom./Max.	kW	-/6.8/-	-/9.5/-	-/12.0/-	-/13.4/-	-/6.8/-	-/9.5/-	-/12.0/-	-/13.4/-	
Heating capacity	Min./Nom./Max.	kW	-/7.5/-	-/10.8/-	-/13.5/-	-/15.5/-	-/7.5/-	-/10.8/-	-/13.5/-	-/15.5/-	
Seasonal efficiency (according to EN14825)	Cooling	Energy label	A++		A+	-	A++		A+	-	
		Pdesign	kW	6.8	9.5	12.0	-	6.8	9.5	12.0	-
		SEER		6.11	6.21	6.00	-	6.11	6.21	6.00	-
	Heating (Average climate)	Annual energy consumption	kWh	390	535	700	-	390	535	700	-
		Energy label		A+		A	-	A+		A	-
		Pdesign	kW	7.6	11.3	14.1	-	7.6	11.3	14.1	-
Nominal efficiency (cooling at 35°/27° nominal load, heating at 7°/20° nominal load)	SCOP		4.18	4.30	3.89	-	4.18	4.30	3.89	-	
	Annual energy consumption	kWh	2,537	3,680	5,086	-	2,537	3,680	5,086	-	
	EER		4.09	4.42	4.00	3.35	4.09	4.42	4.00	3.35	
	COP		4.80	4.99	4.40	4.12	4.80	4.99	4.40	4.12	
Casing	Colour		A/A								
	Dimensions	HeightxWidthxDepth	mm								
	Weight	Unit	kg								
Decorations panel	Model		BYCQ140D7W1/BYCQ140D7W1W/BYCQ140D7GW1								
	Colour		Pure White (RAL 9010)								
	Dimensions	HeightxWidthxDepth	mm								
	Weight		kg								
Fan - Air flow rate	Cooling	High/Nom./Low	m <sup>3</sup> /min	21.2/16.7/12.2	32.3/25.7/19.0	33.5/26.7/19.9	33.5/27.3/21.1	21.2/16.7/12.2	32.3/25.7/19.0	33.5/26.7/19.9	33.5/27.3/21.1
	Heating	High/Nom./Low	m <sup>3</sup> /min	21.2/16.7/12.2	32.3/25.7/19.0	33.5/26.7/19.9	33.5/27.3/21.1	21.2/16.7/12.2	32.3/25.7/19.0	33.5/26.7/19.9	33.5/27.3/21.1
Sound power level	Cooling	High	dBA	53		61		53		61	
	Heating	High	dBA	53		61		53		61	
Sound pressure level	Cooling	High/Nom./Low	dBA	36/33/29	44/39/33	45/40/35	45/41/37	36/33/29	44/39/33	45/40/35	45/41/37
	Heating	High/Nom./Low	dBA	36/33/29	44/39/33	45/40/35	45/41/37	36/33/29	44/39/33	45/40/35	45/41/37
Piping connections	Liquid	OD	mm	9.52							
	Gas	OD	mm	15.9							
Power supply	Phase / Frequency / Voltage	Hz / V	1~ / 50 / 220-240								

Outdoor unit			RZQG71L7V1	RZQG100L7V1	RZQG125L7V1	RZQG140L7V1	RZQG71LY1	RZQG100LY1	RZQG125LY1	RZQG140LY1
Dimensions	Unit	HeightxWidthxDepth	mm		mm		mm		mm	
Weight	Unit		kg		kg		kg		kg	
Fan - Air flow rate	Cooling	Nom.	m <sup>3</sup> /min		m <sup>3</sup> /min		m <sup>3</sup> /min		m <sup>3</sup> /min	
	Heating	Nom.	m <sup>3</sup> /min		m <sup>3</sup> /min		m <sup>3</sup> /min		m <sup>3</sup> /min	
Sound power level	Cooling	Nom.	dBA		dBA		dBA		dBA	
Sound pressure level	Cooling	Nom.	dBA		dBA		dBA		dBA	
	Heating	Nom.	dBA		dBA		dBA		dBA	
Operation range	Cooling	Ambient	Min.~Max. °CDB		Min.~Max. °CDB		Min.~Max. °CDB		Min.~Max. °CDB	
	Heating	Ambient	Min.~Max. °CWB		Min.~Max. °CWB		Min.~Max. °CWB		Min.~Max. °CWB	
Refrigerant	Type/GWP		R-410A/1,975							
Piping connections	Piping length	OU - IU	Max. m		Max. m		Max. m		Max. m	
		System	Equivalent m		Equivalent m		Equivalent m		Equivalent m	
	Level difference	IU - OU	Max. m		Max. m		Max. m		Max. m	
Power supply	Phase / Frequency / Voltage	Hz / V	1~ / 50 / 220-240				3N~ / 50 / 380-415			
			Current - 50Hz	Maximum fuse amps (MFA)		A		A		A

(1) EER/COP according to Eurovent 2012 (2) The BYCQ140D7W1W has white insulations. Be informed that formation of dirt on white insulation is visibly stronger and that it is consequently not advised to install the BYCQ140D7W1W decoration panel in environments exposed to concentrations of dirt. (3) BYCQ140D7W1 = pure white panel with grey louvers, BYCQ140D7W1W = pure white standard panel with white louvers, BYCQ140D7GW1 = Pure white auto cleaning panel




## Heating & Cooling

Seasonal Classic

Indoor unit			FCQHG71F	FCQHG100F	FCQHG125F	FCQHG140F	FCQHG100F	FCQHG125F	FCQHG140F		
Cooling capacity	Min./Nom./Max.	kW	-/6.8/-	-/9.5/-	-/12.0/-	-/13.4/-	-/9.5/-	-/12.0/-	-/13.4/-		
Heating capacity	Min./Nom./Max.	kW	-/7.5/-	-/10.8/-	-/13.5/-	-/15.5/-	-/10.8/-	-/13.5/-	-/15.5/-		
Seasonal efficiency (according to EN14825)	Cooling	Energy label	A+			A	-	A+	A	-	
		Pdesign	kW	6.8	9.5	12.0	-	9.5	12.0	-	
		SEER		5.70			5.21	-	5.70	5.21	-
	Annual energy consumption	kWh	418	583	806	-	583	806	-		
	Heating (Average climate)	Energy label		A			-	A		-	
		Pdesign	kW	7.6	8.0		-	8.0		-	
SCOP			3.95	3.91	3.81	-	3.91	3.81	-		
Annual energy consumption	kWh	2,684	2,874	2,949	-	2,874	2,949	-			
Nominal efficiency (cooling at 35°/27° nominal load, heating at 7°/20° nominal load)	EER		3.50	3.70	3.23	3.21	3.70	3.23	3.21		
	COP		4.10	4.30	3.75	3.61	4.30	3.75	3.61		
	Annual energy consumption	kWh	1,059	1,285	1,855	2,085	1,285	1,855	2,085		
Energy label	Cooling/Heating		A/A								
Casing	Colour		-								
Dimensions	Unit	HeightxWidthxDepth	mm								
Weight	Unit		kg	25						26	
Decoration panel	Model		BYCQ140D7W1/BYCQ140D7W1W/BYCQ140D7GW1								
	Colour		Pure White (RAL 9010)								
	Dimensions	HeightxWidthxDepth	mm								
	Weight		kg								
Fan - Air flow rate	Cooling	High/Nom./Low	m <sup>3</sup> /min	21.2/16.7/12.2	32.3/25.7/19.0	33.5/26.7/19.9	33.5/27.3/21.1	32.3/25.7/19.0	33.5/26.7/19.9	33.5/27.3/21.1	
	Heating	High/Nom./Low	m <sup>3</sup> /min	21.2/16.7/12.2	32.3/25.7/19.0	33.5/26.7/19.9	33.5/27.3/21.1	32.3/25.7/19.0	33.5/26.7/19.9	33.5/27.3/21.1	
Sound power level	Cooling	High	dBA	53					61		
	Heating	High	dBA	53					61		
Sound pressure level	Cooling	High/Nom./Low	dBA	36/33/29	44/39/33	45/40/35	45/41/37	44/39/33	45/40/35	45/41/37	
	Heating	High/Nom./Low	dBA	36/33/29	44/39/33	45/40/35	45/41/37	44/39/33	45/40/35	45/41/37	
Piping connections	Liquid	OD	mm	9.52							
	Gas	OD	mm	15.9							
Power supply	Phase / Frequency / Voltage	Hz / V	1~ / 50 / 220-240								
Outdoor unit			RZQSG71LV1	RZQSG100LV1	RZQSG125LV1	RZQSG140LV1	RZQSG100LY1	RZQSG125LY1	RZQSG140LY1		
Dimensions	Unit	HeightxWidthxDepth	mm		770x900x320	990x940x320		1,430x940x320		990x940x320	1,430x940x320
Weight	Unit		kg		67	81		102		82	101
Fan - Air flow rate	Cooling	Nom.	m <sup>3</sup> /min	52	76	77	83	76	77	83	
	Heating	Nom.	m <sup>3</sup> /min	48	83		62	83		62	
Sound power level	Cooling	Nom.	dBA	65	69	70	69		70	69	
Sound pressure level	Cooling	Nom./Silent operation	dBA	49/47	53/49	54/49	53/49	53/-	54/-	53/-	
	Heating	Nom.	dBA	51	57	58	54	57	58	54	
Night quiet mode	Level 1		dBA	-						49	
Operation range	Cooling	Ambient	Min.~Max.	°CDB						-5.0~46	
	Heating	Ambient	Min.~Max.	°CWB						-15~15.5	
Refrigerant	Type/GWP		R-410A/1,975								
Piping connections	Piping length	OU - IU	Max.	m	30					50	
		System	Equivalent	m	40					70	
	Level difference	IU - OU	Max.	m	15					30.0	
		IU - IU	Max.	m					0.5		
Power supply	Phase / Frequency / Voltage	Hz / V	1~ / 50 / 220-240				3N~ / 50 / 380-415				
Current - 50Hz	Maximum fuse amps (MFA)	A	20		32			20			

(1) EER/COP according to Eurovent 2012 (2) The BYCQ140D7W1W has white insulations. Be informed that formation of dirt on white insulation is visibly stronger and that it is consequently not advised to install the BYCQ140D7W1W decoration panel in environments exposed to concentrations of dirt. (3) BYCQ140D7W1 = pure white panel with grey louvers, BYCQ140D7W1W = pure white standard panel with white louvers, BYCQ140D7GW1 = Pure white auto cleaning panel


Fully flat cassette



# Design & Genius in one



Unique in the market, the fully flat cassette is a remarkable blend of iconic design and engineering excellence with an elegant white or a silver and white finish. Fitting flush within the ceiling modules and fully flat with the ceiling itself, the cassette is both stylish and unobtrusive. Superb efficiency and comfort is delivered through the combined use of floor and presence sensors and, when necessary, the individual flap control via the wired remote controller makes it simple to close one flap.



FFQ-C (white panel)



FFQ-C (silver and white panel)



RXS25-35K



BRC1E52A/B

BRC7F530W



- › Unique design in the market: integrates fully flat into the ceiling and fits flush into architectural ceiling modules
- › Remarkable blend of iconic design and engineering excellence with an elegant finish in white or a combination of silver and white
- › The presence sensor (optional) adjusts the set point with standard 1°C if no one is detected in the room, it is possible to adjust the set point with 2, 3 or 4°C (optional). It also automatically directs air flow away from any person to avoid draught.
- › The floor sensor (optional) detects the average floor temperature and ensures even temperature distribution between ceiling and floor. Cold feet will become history.
- › Individual flap control: one flap can be easily closed via the wired remote controller (BRC1E52) in case you would refurbish or rearrange your interior
- › Low energy consumption thanks to specially developed small tube heat exchanger, DC fan motor and drain pump
- › Fresh air intake for healthy living
- › No optional adapter needed for DIII-connection, link your unit into the wider building management system.
- › For latest information, see page 349



## Heating & Cooling


Indoor unit			*FFQ25C	*FFQ35C	*FFQ50C	*FFQ60C	
Cooling capacity	Min./Nom./Max.	kW	-/2.5/-	-/3.4/-	-/5.0/-	-/5.7/-	
Heating capacity	Min./Nom./Max.	kW	-/3.2/-	-/4.2/-	-/5.8/-	-/7.0/-	
Seasonal efficiency (according to EN14825)	Cooling	Energy label	A	A+	A+	A+	
		Pdesign	2.5	3.4	5.0	5.7	
		SEER	5.25	5.60	5.70	5.60	
	Heating (Average climate)	Annual energy consumption	kWh	168	210	302	354
		Energy label	A+	A+	A+	A+	
		Pdesign	2.31	3.45	3.84	3.96	
Nominal efficiency (cooling at 35°/27° nominal load, heating at 7°/20° nominal load)	Annual energy consumption	Energy label	4.12	4.09	4.10	4.17	
		SCOP	4.12	4.09	4.10	4.17	
		Annual energy consumption	kWh	728	1,151	1,316	1,317
EER			4.50	3.70	3.21	3.01	
			3.80	3.41	3.50	3.41	
COP			280	460	780	945	
			A/A	A/B	A/B	B/B	
Casing	Colour		to be confirmed	to be confirmed	to be confirmed	to be confirmed	
Dimensions	Unit	HeightxWidthxDepth	mm	260x575x575	260x575x575	260x575x575	
Weight	Unit		kg	17.5	17.5	17.5	
Decoration panel	Model	BYFQ60CW/BYFQ60CS/BYFQ60B2					
	Colour	Fresh White (N9.5)/Fresh white (N9.5) + Silver (B471)/Pure White (RAL 9010)					
	Dimensions	HeightxWidthxDepth	mm	46x620x620/46x620x620/55x700x700			
	Weight		kg	2.7/2.7/2.7			
Fan - Air flow rate	Cooling	High/Nom./Low	m³/min	9/8/6.5	10/8.5/6.5	12/10/7.5	14.5/12.5/9.5
	Sound power level	Cooling	Nom.	48	51	56	60
Sound pressure level	Cooling	High/Nom./Low	dB(A)	31/28/25	34/30/25	39/34/27	43/40/32
	Piping connections	Liquid	OD	6.35	6.35	6.35	6.35
Power supply	Gas	OD	mm	9.5	9.5	12.7	12.7
	Phase / Frequency / Voltage	Hz / V		1~ / 50/60 / 220-240/220	1~ / 50/60 / 220-240/220	1~ / 50/60 / 220-240/220	1~ / 50/60 / 220-240/220

Outdoor unit			RXS25K	RXS35K	RXS50K	RXS60F
Dimensions	Unit	HeightxWidthxDepth	mm	550x765x285	550x765x285	735x825x300
Weight	Unit		kg	34	34	47
Fan - Air flow rate	Cooling	High/Low	m³/min	33.5/30.1	36.0/30.1	50.9/48.9
	Heating	High/Low	m³/min	28.3/25.6	28.3/25.6	45.0/43.1
Sound power level	Cooling	Nom./High	dB(A)	-/61	-/63	-/63
	Sound pressure level	Cooling	High/Low/Silent operation	dB(A)	46/-/43	48/44/-
Operation range	Heating	High/Low/Silent operation	dB(A)	47/-/44	48/45/-	48/45/-
	Cooling	Ambient	Min.-Max. °CDB	-10~-46	-10~-46	-10~-46
Refrigerant	Heating	Ambient	Min.-Max. °CWB	-15~-18	-15~-18	-15~-18
	Type/GWP	R-410A/1,975				
Piping connections	Piping length	OU - IU	Max.	m	20	20
	Level difference	IU - OU	Max.	m	15	20
Power supply	Phase / Frequency / Voltage	Hz / V		1~ / 50 / 220-240	1~ / 50 / 220-240	1~ / 50 / 220-240
Current - 50Hz	Maximum fuse amps (MFA)	A		10	10	20

\*Note: grey cells contain preliminary data



# FBQ-C8 / RZQG-L7V1/LY1 Concealed ceiling unit with inverter driven fan



FBQ100-140C8



RZQG100-140L7V1/LY1



BRC1E52A/B

BRC4C65



- › Blends unobtrusively with any interior décor: only the suction and discharge grilles are visible
- › Easy installation thanks to automatic air flow adjustment towards nominal air flow rate
- › Reduction in power consumption thanks to DC inverter fans
- › Possibility to change ESP via wired remote control allows optimisation of the supply air volume
- › Up to 120Pa external static pressure facilitates using flexible ducts of varying lengths: ideal for shops and medium size offices
- › Whisper quiet operation: down to 29dBA sound pressure level
- › No optional adapter needed for DIII-connection, link your unit into the wider building management system.
- › The air suction direction can be altered from rear to bottom suction
- › Standard built-in drain pump increases reliability of the drain system

## Heating & Cooling



Indoor unit			FBQ71C8	FBQ100C8	FBQ125C8	FBQ140C8	FBQ71C8	FBQ100C8	FBQ125C8	FBQ140C8
Cooling capacity	Min./Nom./Max.	kW	-/6.8/-	-/9.5/-	-/12.0/-	-/13.4/-	-/6.8/-	-/9.5/-	-/12.0/-	-/13.4/-
Heating capacity	Min./Nom./Max.	kW	-/7.5/-	-/10.8/-	-/13.5/-	-/15.5/-	-/7.5/-	-/10.8/-	-/13.5/-	-/15.5/-
Seasonal efficiency (according to EN14825)	Cooling	Energy label	A		A+		-		A+	
		Pdesign	6.8	9.5	12.0	-	6.8	9.5	12.0	-
		SEER	5.11	5.61		-	5.61	-		-
	Heating (Average climate)	Energy label	A		A+		-		A+	
		Pdesign	6.0	11.3	12.7	-	6.00	11.3	12.7	-
		SCOP	3.81	4.25	4.05	-	4.01	4.25	4.05	-
Annual energy consumption		kWh	466	593	749	-	424	593	749	-
Nominal efficiency (cooling at 35°/27° nominal load, heating at 7°/20° nominal load)		EER	3.28	3.89	3.81	3.33	3.50	3.89	3.81	3.33
COP		3.61	4.21	3.83	3.61	3.65	4.21	3.83	3.61	-
Annual energy consumption		kWh	1,037	1,220	1,575	2,010	970	1,220	1,575	2,010
Energy label		Cooling/Heating	A/A							
Casing		Colour	-							
Dimensions	Unit	HeightxWidthxDepth	300x1,000x700		300x1,400x700		300x1,000x700		300x1,400x700	
Required ceiling void >		mm	350							
Weight	Unit	kg	34		45		34		45	
Decoration panel	Model		BYBS71DJW1		BYBS125DJW1		BYBS71DJW1		BYBS125DJW1	
	Colour		White (10Y9/0.5)							
	Dimensions	HeightxWidthxDepth	55x1,100x500		55x1,500x500		55x1,100x500		55x1,500x500	
	Weight	kg	4.5		6		4.5		6	
Fan - Air flow rate	Cooling	High/Low	18/15		32/23		39/28		18/15	
	Heating	High/Nom.	18/-		32/-		39/-		41/-	
Fan - External static pressure	High/Nom.	Pa	100/30		120/40		120/50		100/30	
Sound power level	Cooling	Nom.	57		61		66		57	
	Heating	High/Low	37/29		38/32		40/33		37/29	
Sound pressure level	Cooling	High/Low	37/29		38/32		40/33		37/29	
	Heating	High/Low	37/29		38/32		40/33		41/34	
Piping connections	Liquid	OD	9.52							
	Gas	OD	15.9							
Power supply	Phase / Frequency / Voltage	Hz / V	1~ / 50/60 / 220-240/220							

Outdoor unit			RZQG71L7V1	RZQG100L7V1	RZQG125L7V1	RZQG140L7V1	RZQG71LY1	RZQG100LY1	RZQG125LY1	RZQG140LY1	
Dimensions	Unit	HeightxWidthxDepth	990x940x320		1,430x940x320		990x940x320		1,430x940x320		
Weight	Unit	kg	78		102		80		101		
Fan - Air flow rate	Cooling	Nom.	59		70		59		70		
	Heating	Nom.	49		62		49		62		
Sound power level	Cooling	Nom.	64		66		67		69		
	Heating	Nom.	48		50		51		52		
Sound pressure level	Cooling	Nom.	50		52		53		50		
	Night quiet mode	Level 1	43		45		43		45		
Operation range	Cooling	Ambient	Min.~Max. °CDB		-15.0~-50.0						
	Heating	Ambient	Min.~Max. °CWB		-20.0~-15.5						
Refrigerant	Type/GWP		R-410A/1,975								
Piping connections	Piping length	OU - IU	Max.	m		75		50		75	
		System	Equivalent	m		90		70		90	
	Level difference	IU - OU	Max.	m		30.0					
	IU - IU	Max.	m		0.5						
Power supply	Phase / Frequency / Voltage	Hz / V	1~ / 50 / 220-240				3N~ / 50 / 380-415				
Current - 50Hz	Maximum fuse amps (MFA)	A	20		32		16		20		

(1) EER/COP according to Eurovent 2012



## Heating & Cooling

Seasonal Classic

Indoor unit			FBQ71C8	FBQ100C8	FBQ125C8	FBQ140C8	FBQ100C8	FBQ125C8	FBQ140C8	
Cooling capacity	Min./Nom./Max.	kW	-/6.8/-	-/9.5/-	-/12.0/-	-/13.4/-	-/9.5/-	-/12.0/-	-/13.4/-	
Heating capacity	Min./Nom./Max.	kW	-/7.5/-	-/10.8/-	-/13.5/-	-/15.5/-	-/10.8/-	-/13.5/-	-/15.5/-	
Seasonal efficiency (according to EN14825)	Cooling	Energy label	A		C	-	A	C	-	
		Pdesign	6.8	9.5	12.0	-	9.5	12.0	-	
		SEER	5.11		4.35	-	5.11	4.35	-	
	Heating (Average climate)	Annual energy consumption	kWh	466	651	966	-	651	966	-
		Energy label	A		-	-	A	-	-	
		Pdesign	6.0	7.6		-	-	7.6	-	
Nominal efficiency (cooling at 35°/27° nominal load, heating at 7°/20° nominal load)	Annual energy consumption	SCOP	3.81		-	-	3.81	-	-	
		Annual energy consumption	kWh	2,202	2,783		-	2,783	-	
		EER	3.28	3.31	3.21	3.02	3.31	3.21	3.02	
Casing	Colour	COP	3.61	3.65	3.51	3.41	3.65	3.51	3.41	
		Energy label	A/A		A/B	B/B	A/A	A/B	B/B	
Dimensions	Unit	HeightxWidthxDepth	300x1,000x700		300x1,400x700					
Required ceiling void >		mm	350							
Weight	Unit	kg	34		45					
Decoration panel	Model		BYBS71DJW1		BYBS125DJW1					
		Colour	White (10Y9/0.5)							
		Dimensions	HeightxWidthxDepth	55x1,100x500		55x1,500x500				
Fan - Air flow rate	Cooling	High/Low	18/15		32/23		39/28		32/23	
		Heating	18/-		32/-		39/-		41/-	
Sound power level	Cooling	High/Nom.	100/30		120/40		120/50		120/50	
		Nom.	57		61		66		61	
Sound pressure level	Cooling	High/Low	37/29		38/32		40/33		38/32	
		Heating	37/29		38/32		40/33		41/34	
Piping connections	Liquid	OD					9.52			
		Gas					15.9			
Power supply	Phase / Frequency / Voltage	Hz / V	1~ / 50/60 / 220-240/220							

Outdoor unit			RZQSG71LV1	RZQSG100LV1	RZQSG125LV1	RZQSG140LV1	RZQSG100LY1	RZQSG125LY1	RZQSG140LY1	
Dimensions	Unit	HeightxWidthxDepth	770x900x320		990x940x320		1,430x940x320		990x940x320	
Weight	Unit	kg	67		81		102		82	
Fan - Air flow rate	Cooling	Nom.	52		76		77		83	
		Heating	48		83		62		83	
Sound power level	Cooling	Nom.	65		69		70		69	
		Nom./Silent operation	49/47		53/49		54/49		53/49	
Sound pressure level	Cooling	Nom.	51		57		58		54	
		Night quiet mode	Level 1		-		-		49	
Operation range	Cooling	Ambient	Min.~Max.		°CDB		-5.0~46.0			
		Ambient	Min.~Max.		°CWB		-15.0~15.5			
Refrigerant	Type/GWP		R-410A/1,975							
Piping connections	Piping length	OU - IU	Max.		m		30		50	
		System	Equivalent		m		40		70	
		Level difference	IU - OU	Max.		m		15		30.0
Power supply	Phase / Frequency / Voltage	Hz / V					0.5			
							1~ / 50 / 220-240		3N~ / 50 / 380-415	
Current - 50Hz	Maximum fuse amps (MFA)	A	20		32		20			

(1) EER/COP according to Eurovent 2012



FBQ35-50C8



RXS35K



BRC1E52A/B

BRC4C65



- › Blends unobtrusively with any interior décor: only the suction and discharge grilles are visible
- › Easy installation thanks to automatic air flow adjustment towards nominal air flow rate
- › Reduction in power consumption thanks to DC inverter fans
- › Possibility to change ESP via wired remote control allows optimisation of the supply air volume
- › Up to 120Pa external static pressure facilitates using flexible ducts of varying lengths: ideal for shops and medium size offices
- › Whisper quiet operation: down to 29dBA sound pressure level
- › No optional adapter needed for DIII-connection, link your unit into the wider building management system.
- › The air suction direction can be altered from rear to bottom suction
- › Standard built-in drain pump increases reliability of the drain system



## Heating & Cooling

Indoor unit				FBQ35C8	FBQ50C8	FBQ60C8
Cooling capacity	Min./Nom./Max.		kW	-/3.40/-	-/5.00/-	-/5.70/-
Heating capacity	Min./Nom./Max.		kW	-/4.00/-	-/5.50/-	-/7.00/-
Seasonal efficiency (according to EN14825)	Cooling	Energy label		C	B	A
		Pdesign	kW	3.50	4.90	6.00
		SEER		4.33	4.96	5.17
	Annual energy consumption		kWh	283	346	406
	Heating (Average climate)	Energy label		A	A	A
		Pdesign	kW	2.90	4.50	4.80
SCOP			3.56	3.53	3.43	
Annual energy consumption		kWh	1,141	1,782	1,960	
Nominal efficiency (cooling at 35°/27° nominal load, heating at 7°/20° nominal load)	EER			3.21	3.03	3.26
	COP			3.51	3.42	3.71
	Annual energy consumption		kWh	530	825	875
Energy label	Cooling/Heating			A/B	B/B	A/B
	Casing Colour			Not painted (galvanised)		
Dimensions	Unit	HeightxWidthxDepth	mm	300x700x700		300x1,000x700
Required ceiling void >			mm	350		
Weight	Unit			25		34
Decoration panel	Model			BYB545DJW1		BYB571DJW1
	Colour			White (10Y9/0.5)		
	Dimensions	HeightxWidthxDepth	mm	55x800x500		55x1,100x500
Weight			kg	3		4.5
	Fan - Air flow rate	Cooling	High/Low	16/11		18/15
	Heating	High/Nom.	16/-		18/-	
Fan - External static pressure	High/Nom.		Pa	100/30		
Sound power level	Cooling	Nom.	dBA	63		57
Sound pressure level	Cooling	High/Low	dBA	37/29		
	Heating	High/Low	dBA	37/29		
Piping connections	Liquid	OD	mm	6.35		
	Gas	OD	mm	9.5	12.7	
Power supply	Phase / Frequency / Voltage		Hz / V	1~ / 50/60 / 220-240/220		

Outdoor unit				RXS35K	RXS50K	RXS60F
Dimensions	Unit	HeightxWidthxDepth	mm	550x765x285	735x825x300	735x825x300
Weight	Unit		kg	34	47	47
Fan - Air flow rate	Cooling	High/Low	m³/min	36.0/30.1	50.9/48.9	50.9/42.4
	Heating	High/Low	m³/min	28.3/25.6	45.0/43.1	46.3/42.4
Sound power level	Cooling	Nom./High	dBA	-/63	-/63	63/-
Sound pressure level	Cooling	High/Low	dBA	48/44	48/44	49/46
	Heating	High/Low	dBA	48/45	48/45	49/46
Operation range	Cooling	Ambient	Min.-Max. °CDB	-10~46	-10~46	-10~46
	Heating	Ambient	Min.-Max. °CWB	-15~18	-15~18	-15~18
Refrigerant	Type/GWP			R-410A/1,975	R-410A/1,975	R-410A/1,975
Piping connections	Piping length	OU - IU	Max. m	20	30	30
	Level difference	IU - OU	Max. m	15	20	20
Power supply	Phase / Frequency / Voltage		Hz / V	1~ / 50 / 220-240	1~ / 50 / 220-240	1~ / 50 / 220-240
Current - 50Hz	Maximum fuse amps (MFA)		A	10	20	20

(1) EER/COP according to Eurovent 2012



FDBQ25B



BRC1E52A/B


- > Designed for hotel bedrooms
- > Blends unobtrusively with any interior décor: only the suction and discharge grilles are visible
- > Compact dimensions (230mm high & 652mm deep), can easily be mounted in a ceiling void
- > Whisper quiet operation: down to 28dBA sound pressure level
- > The air suction direction can be altered from rear to bottom suction



## Heating & Cooling

Indoor unit				FDBQ25B
Cooling capacity	Nom.		kW	-
Casing	Colour			-
Dimensions	Unit	HeightxWidthxDepth	mm	230x652x502
Weight	Unit		kg	17.0
Fan - Air flow rate	Cooling	High/Low	m <sup>3</sup> /min	6.50/5.20
	Heating	High/Low/Silent operation	m <sup>3</sup> /min	6.95/5.20/-
Sound power level	Cooling	High/Low	dBA	55.0/49.0
	Heating	High/Low	dBA	55.0/49.0
Sound pressure level	Cooling	High/Low	dBA	35.0/28.0
	Heating	High/Low	dBA	35.0/29.0
Piping connections	Liquid	OD	mm	6.35
	Gas	OD	mm	9.52
	Drain			27.2
Power supply	Phase / Frequency / Voltage		Hz / V	1~ / 50 / 230
Outdoor unit				only available in multi model application
Dimensions	Unit	HeightxWidthxDepth	mm	
Weight	Unit		kg	
Fan - Air flow rate	Cooling	High/Nom./Low	m <sup>3</sup> /min	
	Heating	High/Nom./Low	m <sup>3</sup> /min	
Sound power level	Cooling	Nom.	dBA	
Sound pressure level	Cooling	Nom.	dBA	
	Heating	Nom.	dBA	
Operation range	Cooling	Ambient	Min.-Max. °CDB	
	Heating	Ambient	Min.-Max. °CWB	
Refrigerant	Type/GWP			
Power supply	Phase / Frequency / Voltage		Hz / V	
Current - 50Hz	Maximum fuse amps (MFA)		A	





FDQ125C



RZQG125L7V1/LY1



BRC1E52A/B



- > Blends unobtrusively with any interior décor: only the suction and discharge grilles are visible
- > Easy installation thanks to automatic air flow adjustment towards nominal air flow rate
- > Reduction in power consumption thanks to DC inverter fans
- > Improved comfort thanks to 3-step air flow control
- > Up to 200Pa external static pressure allows extensive ductwork runs and flexible application: ideal for use in large areas
- > Less duct calculations are needed; moreover, the air flow can be adjusted during installation via the wired remote control (optional) instead of via channel adjustments
- > No optional adapter needed for DIII-connection, link your unit into the wider building management system.
- > The air suction direction can be altered from rear to bottom suction
- > Standard drain pump with 625mm lift




## Heating & Cooling

Indoor unit			FDQ125C	FDQ125C	FDQ125C	FDQ125C
Cooling capacity	Min./Nom./Max.	kW			-/12.0/-	
Heating capacity	Min./Nom./Max.	kW			-/13.5/-	
Seasonal efficiency (according to EN14825)	Cooling	Energy label	A+		C	
		Pdesign	kW		12.0	
		SEER	5.61		4.35	
	Heating (Average climate)	Annual energy consumption	kWh		966	
		Energy label	A+		A	
		Pdesign	kW		7.6	
Nominal efficiency (cooling at 35°/27° nominal load, heating at 7°/20° nominal load)	EER			3.75		3.21
		COP			3.83	
	Annual energy consumption		kWh		1,600	
	Energy label	Cooling/Heating		A/A		A/B
Casing	Colour					
Dimensions	Unit	HeightxWidthxDepth	mm			
Required ceiling void >			mm			
Weight	Unit			kg		
Decoration panel	Model	BYBS125DJW1				
	Colour	White (10Y9/0.5)				
	Dimensions	HeightxWidthxDepth	mm			
	Weight			kg		
Fan - Air flow rate	Cooling	High/Low	m³/min		39/28	
	Heating	High/Low	m³/min		39/28	
Fan - External static pressure	High/Nom.			Pa		
Sound power level	Cooling	Nom.			dBA	
Sound pressure level	Cooling	High/Low			dBA	
	Heating	High/Low			dBA	
Piping connections	Liquid	OD			mm	
	Gas	OD			mm	
Power supply	Phase / Frequency / Voltage	Hz / V		1~ / 50/60 / 220-240/220		



Outdoor unit		RZQG125L7V1	RZQG125LY1	RZQSG125LV1	RZQSG125LY1
Dimensions	Unit	HeightxWidthxDepth	mm		
Weight	Unit			kg	
Fan - Air flow rate	Cooling	Nom.	m³/min		
	Heating	Nom.	m³/min		
Sound power level	Cooling	Nom.	dBA		
Sound pressure level	Cooling	Nom./Silent operation	dBA		
	Heating	Nom.	dBA		
	Night quiet mode	Level 1	dBA		
Operation range	Cooling	Ambient	Min.~Max.	°CDB	
	Heating	Ambient	Min.~Max.	°CWB	
Refrigerant	Type/GWP	R-410A/1,975			
Piping connections	Piping length	OU - IU	Max.	m	
	System	Equivalent	m		
	Level difference	IU - OU	Max.	m	
Power supply	Phase / Frequency / Voltage	Hz / V			
	Maximum fuse amps (MFA)	A			

(1) EER/COP according to Eurovent 2012



FDQ200-250B



RZQ200-250C



BRC1E52A/B

- › Blends unobtrusively with any interior décor: only the suction and discharge grilles are visible
- › Up to 250Pa external static pressure allows extensive ductwork runs and flexible application: ideal for use in large areas
- › Up to 26.4kW in heating mode
- › Standard built-in drain pump increases reliability of the drain system



## Heating & Cooling



Indoor unit				FDQ200B	FDQ250B
Cooling capacity	Min./Nom./Max.		kW	-/20.0/-	-/24.1/-
Heating capacity	Min./Nom./Max.		kW	-/23.0/-	-/26.4/-
Nominal efficiency (cooling at 35°/27° nominal load, heating at 7°/20° nominal load)	EER			3.21	2.81
	COP			3.41	3.21
Annual energy consumption			kWh	3,115	4,290
Energy label		Cooling/Heating		-/-	
Casing	Colour			Unpainted	
Dimensions	Unit	HeightxWidthxDepth	mm	450x1,400x900	
Required ceiling void >			mm	450	
Weight	Unit		kg	89.0	94.0
Fan - Air flow rate	Cooling	Nom.	m³/min	69.0	89.0
Fan - External static pressure	High/Nom./Low		Pa	250/250/250	
Sound power level	Cooling	Nom.	dBA	81.0	82.0
Sound pressure level	Cooling	High	dBA	45.0	47.0
	Heating	Low	dBA	45.0	47.0
Piping connections	Liquid	OD	mm	9.52	12.7
	Gas	OD	mm	22.2	
Power supply	Phase / Frequency / Voltage		Hz / V	1~ / 50 / 230	

Outdoor unit				RZQ200C	RZQ250C
Dimensions	Unit	HeightxWidthxDepth	mm	1,680x930x765	
Weight	Unit		kg	183	184
Fan - Air flow rate	Cooling	Nom.	m³/min	171	171
	Heating	Nom.	m³/min	171	171
Fan - External static pressure	Max.		Pa	78	78
Sound power level	Nom.		dBA	78	78
Sound pressure level	Nom.		dBA	57	57
Operation range	Cooling	Ambient	Min.~Max. °CDB	-5.0~46.0	
	Heating	Ambient	Min.~Max. °CWB	-15.0~15.0	
Refrigerant	Type/GWP			R-410A/-	
Power supply	Phase / Frequency / Voltage		Hz / V	3N~ / 50 / 380-415	
Current - 50Hz	Maximum fuse amps (MFA)		A	20	

(1) EER/COP according to Eurovent 2012



FAQ100C



RZQG100L7V1/LY1



BRC1E52A/B BRC7AF532F



SEASONAL EFFICIENCY  
Smart use of energy

- › Ideal solution for shops, restaurants or offices without false ceilings
- › Can be installed in both new and existing buildings
- › Flat, stylish front panel blends easily within any interior décor and is more easy to clean
- › 5 different discharge angles can be programmed via the remote control
- › Maintenance operations can be performed from the front of the unit
- › No optional adapter needed for DIII-connection, link your unit into the wider building management system.

## Heating & Cooling



Indoor unit				FAQ71C	FAQ100C	FAQ71C	FAQ100C
Cooling capacity	Min./Nom./Max.		kW	-/6.8/-	-/9.5/-	-/6.8/-	-/9.5/-
Heating capacity	Min./Nom./Max.		kW	-/7.5/-	-/10.8/-	-/7.5/-	-/10.8/-
Seasonal efficiency (according to EN14825)	Cooling	Energy label		A			
		Pdesign	kW	6.8	9.5	6.8	9.5
		SEER		5.21	5.11	5.21	5.11
		Annual energy consumption	kWh	457	651	457	651
	Heating (Average climate)	Energy label		A+			
		Pdesign	kW	6.3	10.2	6.3	10.2
		SCOP		3.90	4.01	3.90	4.01
		Annual energy consumption	kWh	2,272	3,552	2,272	3,552
Nominal efficiency (cooling at 35°/27° nominal load, heating at 7°/20° nominal load)	EER			3.40	3.62	3.40	3.62
	COP			3.70	3.61	3.70	3.61
	Annual energy consumption		kWh	1,000	1,315	1,000	1,315
	Energy label		Cooling/Heating	A/A			
Casing	Colour		Fresh white				
Dimensions	Unit	HeightxWidthxDepth	mm	290x1,050x238	340x1,200x240	290x1,050x238	340x1,200x240
Weight	Unit		kg	13	17	13	17
Fan - Air flow rate	Cooling	High/Nom./Low	m <sup>3</sup> /min	18/16/14	26/23/19	18/16/14	26/23/19
	Heating	High/Nom./Low/Silent operation	m <sup>3</sup> /min	18/16/14/-	26/23/19/-	18/16/14/-	26/23/19/-
Sound power level	Cooling	High/Nom./Low	dBA	61/58/56	65/62/58	61/58/56	65/62/58
	Heating	High/Nom./Low	dBA	61/58/56	65/62/58	61/58/56	65/62/58
Sound pressure level	Cooling	High/Nom./Low	dBA	45/42/40	49/45/41	45/42/40	49/45/41
	Heating	High/Nom./Low	dBA	45/42/40	49/45/41	45/42/40	49/45/41
Piping connections	Liquid	OD	mm	9.52			
	Gas	OD	mm	15.9			
Power supply	Phase / Frequency / Voltage		Hz / V	1~ / 50/60 / 220-240/220			

Outdoor unit				RZQG71L7V1	RZQG100L7V1	RZQG71LY1	RZQG100LY1
Dimensions	Unit	HeightxWidthxDepth	mm	990x940x320	1,430x940x320	990x940x320	1,430x940x320
Weight	Unit		kg	78	102	80	101
Fan - Air flow rate	Cooling	Nom.	m <sup>3</sup> /min	59	70	59	70
	Heating	Nom.	m <sup>3</sup> /min	49	62	49	62
Sound power level	Cooling	Nom.	dBA	64	66	64	66
Sound pressure level	Cooling	Nom.	dBA	48	50	48	50
	Heating	Nom.	dBA	50	52	50	52
	Night quiet mode	Level 1	dBA	43	45	43	45
Operation range	Cooling	Ambient	Min.-Max. °CDB	-15.0~50.0			
	Heating	Ambient	Min.-Max. °CWB	-20.0~15.5			
Refrigerant	Type/GWP			R-410A/1,975			
Piping connections	Piping length	OU - IU	Max. m	50	75	50	75
		System	Equivalent m	70	90	70	90
	Level difference	IU - OU	Max. m	30.0			
	IU - IU	Max. m	0.5				
Power supply	Phase / Frequency / Voltage		Hz / V	1~ / 50 / 220-240		3N~ / 50 / 380-415	
Current - 50Hz	Maximum fuse amps (MFA)		A	20	32	16	20

(1) EER/COP according to Eurovent 2012



## Heating & Cooling


Seasonal Classic

Indoor unit				FAQ71C	FAQ100C	FAQ100C
Cooling capacity	Min./Nom./Max.		kW	-/6.8/-		-/9.5/-
Heating capacity	Min./Nom./Max.		kW	-/7.5/-		-/10.8/-
Seasonal efficiency (according to EN14825)	Cooling	Energy label		A		B
		Pdesign	kW	6.8		9.5
		SEER		5.11		4.61
		Annual energy consumption	kWh	466		721
	Heating (Average climate)	Energy label			A	
		Pdesign	kW	6.0		6.8
		SCOP			3.81	
		Annual energy consumption	kWh	2,202		2,492
Nominal efficiency (cooling at 35°/27° nominal load, heating at 7°/20° nominal load)	EER			3.21		3.01
	COP			3.61		3.41
	Annual energy consumption		kWh	1,059		1,580
	Energy label		Cooling/Heating	A/A		B/B
Casing	Colour			Fresh white		
Dimensions	Unit	HeightxWidthxDepth	mm	290x1,050x238		340x1,200x240
Weight	Unit		kg	13		17
Fan - Air flow rate	Cooling	High/Nom./Low	m <sup>3</sup> /min	18/16/14		26/23/19
	Heating	High/Nom./Low	m <sup>3</sup> /min	18/16/14		26/23/19
Sound power level	Cooling	High/Nom./Low	dBA	61/58/56		65/62/58
	Heating	High/Nom./Low	dBA	61/58/56		65/62/58
Sound pressure level	Cooling	High/Nom./Low	dBA	45/42/40		49/45/41
	Heating	High/Nom./Low	dBA	45/42/40		49/45/41
Piping connections	Liquid	OD	mm		9.52	
	Gas	OD	mm		15.9	
Power supply	Phase / Frequency / Voltage		Hz / V	1~ / 50/60 / 220-240/220		

Outdoor unit				RZQSG71LV1	RZQSG100LV1	RZQSG100LY1
Dimensions	Unit	HeightxWidthxDepth	mm	770x900x320		990x940x320
Weight	Unit		kg	67	81	82
Fan - Air flow rate	Cooling	Nom.	m <sup>3</sup> /min	52		76
	Heating	Nom.	m <sup>3</sup> /min	48		83
Sound power level	Cooling	Nom.	dBA	65		69
Sound pressure level	Cooling	Nom./Silent operation	dBA	49/47	53/49	53/-
	Heating	Nom.	dBA	51		57
Operation range	Night quiet mode	Level 1	dBA			49
	Cooling	Ambient	Min.~Max. °CDB		-5.0~46	
	Heating	Ambient	Min.~Max. °CWB		-15~15.5	
Refrigerant	Type/GWP			R-410A/1,975		
Piping connections	Piping length	OU - IU	Max. m	30		50
		System	Equivalent m	40		70
	Level difference	IU - OU	Max. m	15		30.0
	IU - IU	Max. m		0.5		
Power supply	Phase / Frequency / Voltage		Hz / V	1~ / 50 / 220-240		3N~ / 50 / 380-415
Current - 50Hz	Maximum fuse amps (MFA)		A	20	32	20

(1) EER/COP according to Eurovent 201





FHQ100-140C



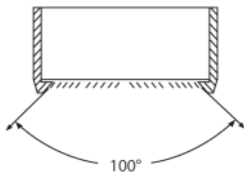
RZQG100-140L7V1/LY1



BRC1E51A/B BRC7GA53



- > Ideal solution for commercial spaces with no or narrow false ceilings
- > The unit can easily be mounted in corners and narrow spaces, as it only needs 30mm lateral service space
- > Low energy consumption thanks to DC fan motor and drain pump
- > Stylish unit blends easily with any interior, as the flaps close entirely when not in operation
- > Can be installed in both new and existing buildings
- > Wider air discharge thanks to Coanda effect: up to 100°



- > Air flow distribution for ceiling heights up to 3.8m without capacity loss
- > No optional adapter needed for DIII-connection, link your unit into the wider building management system.

## Heating & Cooling



Indoor unit			FHQ71C	FHQ100C	FHQ125C	FHQ140C	FHQ71C	FHQ100C	FHQ125C	FHQ140C	
Cooling capacity	Min./Nom./Max.	kW	-/6.8/-	-/9.5/-	-/12.0/-	-/13.4/-	-/6.8/-	-/9.5/-	-/12.0/-	-/13.4/-	
Heating capacity	Min./Nom./Max.	kW	-/7.5/-	-/10.8/-	-/13.5/-	-/15.5/-	-/7.5/-	-/10.8/-	-/13.5/-	-/15.5/-	
Seasonal efficiency (according to EN14825)	Cooling	Energy label	A+	A+	A	-	A+	A+	A	-	
		Pdesign	kW	6.80	9.50	12.00	-	6.80	9.50	12.00	-
		SEER		5.85	5.69	5.21	-	5.85	5.69	5.21	-
		Annual energy consumption	kWh	407	584	806	-	407	584	806	-
	Heating (Average climate)	Energy label		A	A+	A+	-	A	A+	A+	-
		Pdesign	kW	7.60	11.30	14.13	-	7.60	11.30	14.13	-
Nominal efficiency (cooling at 35°/27° nominal load, heating at 7°/20° nominal load)	EER		3.82	4.13	3.52	3.31	3.82	4.13	3.52	3.31	
	COP		4.13	4.42	3.89	3.63	4.13	4.42	3.89	3.63	
	Annual energy consumption	kWh	890	1,245	1,790	2,025	890	1,245	1,790	2,025	
Casing	Energy label	Cooling/Heating	A/A	A/A	A/A	A/A	A/A	A/A	A/A	A/A	
	Colour		Fresh White	Fresh White	Fresh White	Fresh White	Fresh White	Fresh White	Fresh White	Fresh White	
Dimensions	Unit	HeightxWidthxDepth	mm	235x1,270x690	235x1,590x690	235x1,590x690	235x1,590x690	235x1,270x690	235x1,590x690	235x1,590x690	
Weight	Unit		kg	32	38	38	38	32	38	38	
Fan - Air flow rate	Cooling	High/Nom./Low	m <sup>3</sup> /min	20.5/17/14	28/24/20	31/27/23	34/29/24	20.5/17/14	28/24/20	31/27/23	
	Heating	High/Nom.	m <sup>3</sup> /min	20.5/17	28/24	31/27	34/29	20.5/17	28/24	31/27	
Sound power level	Cooling	High/Nom./Low	dB(A)	55/53/51	60/56/52	62/59/55	64/60/56	55/53/51	60/56/52	62/59/55	
	Heating	High/Nom./Low	dB(A)	55/53/51	60/56/52	62/59/55	64/60/56	55/53/51	60/56/52	62/59/55	
Sound pressure level	Cooling	High/Nom./Low	dB(A)	38/36/34	42/38/34	44/41/37	46/42/38	38/36/34	42/38/34	44/41/37	
	Heating	High/Nom./Low	dB(A)	38/36/34	42/38/34	44/41/37	46/42/38	38/36/34	42/38/34	44/41/37	
Piping connections	Liquid	OD	mm	9.52	9.52	9.52	9.52	9.52	9.52	9.52	
	Gas	OD	mm	15.9	15.9	15.9	15.9	15.9	15.9	15.9	
Power supply	Phase / Frequency / Voltage	Hz / V		1~/ 50/60 / 220-240/220	1~/ 50/60 / 220-240/220	1~/ 50/60 / 220-240/220	1~/ 50/60 / 220-240/220	1~/ 50/60 / 220-240/220	1~/ 50/60 / 220-240/220	1~/ 50/60 / 220-240/220	

Outdoor unit				RZQG71L7V1	RZQG100L7V1	RZQG125L7V1	RZQG140L7V1	RZQG71LY1	RZQG100LY1	RZQG125LY1	RZQG140LY1	
Dimensions	Unit	HeightxWidthxDepth	mm	990x940x320	1,430x940x320			990x940x320	1,430x940x320			
Weight	Unit		kg	78	102			80	101			
Fan - Air flow rate	Cooling	Nom.	m <sup>3</sup> /min	59	70			59	70			
	Heating	Nom.	m <sup>3</sup> /min	49	62			49	62			
Sound power level	Cooling	Nom.	dB(A)	64	66	67	69	64	66	67	69	
	Heating	Nom.	dB(A)	48	50	51	52	48	50	51	52	
Sound pressure level	Cooling	Nom.	dB(A)	50	52	53		50	52	53		
	Night quiet mode	Level 1	dB(A)	43	45			43	45			
Operation range	Cooling	Ambient	Min.-Max. °CDB	-15.0~50.0								
	Heating	Ambient	Min.-Max. °CWB	-20.0~15.5								
Refrigerant	Type/GWP	R-410A/1,975										
Piping connections	Piping length	OU - IU	Max.	m	50	75			50	75		
		System	Equivalent	m	70	90			70	90		
	Level difference	IU - OU	Max.	m	30.0							
Power supply	IU - IU	Max.	m	0.5								
	Phase / Frequency / Voltage	Hz / V		1~/ 50 / 220-240				3N~/ 50 / 380-415				
Current - 50Hz	Maximum fuse amps (MFA)	A		20	32			16	20			

(1) EER/COP according to Eurovent 2012



## Heating & Cooling

Seasonal Classic

Indoor unit			FHQ71C	FHQ100C	FHQ125C	FHQ140C	FHQ100C	FHQ125C	FHQ140C	
Cooling capacity	Min./Nom./Max.	kW	-/6.8/-	-/9.5/-	-/12.0/-	-/13.4/-	-/9.5/-	-/12.0/-	-/13.4/-	
Heating capacity	Min./Nom./Max.	kW	-/7.5/-	-/10.8/-	-/13.5/-	-/15.5/-	-/10.8/-	-/13.5/-	-/15.5/-	
Seasonal efficiency (according to EN14825)	Cooling	Energy label	A	A	B	-	A	B	-	
		Pdesign	kW	6.80	9.50	12.00	-	9.50	12.00	-
		SEER		5.11	5.11	4.61	-	5.11	4.61	-
	Heating (Average climate)	Annual energy consumption	kWh	466	651	911	-	651	911	-
		Energy label		A	A	A	-	A	A	-
		Pdesign	kW	7.60	7.60	7.60	-	7.60	7.60	-
Nominal efficiency (cooling at 35°/27° nominal load, heating at 7°/20° nominal load)	Annual energy consumption	Energy label	COOLING/HEATING	A/A	A/A	C/A	B/B	A/A	C/A	B/B
		EER		3.46	3.21	2.89	3.01	3.21	2.89	3.01
		COP		4.00	3.61	3.62	3.41	3.61	3.62	3.41
Casing	Colour		Fresh White	Fresh White	Fresh White	Fresh White	Fresh White	Fresh White	Fresh White	
	Unit	HeightxWidthxDepth	mm	235x1,270x690	235x1,590x690	235x1,590x690	235x1,590x690	235x1,590x690	235x1,590x690	
Weight	Unit	kg	32	38	38	38	38	38	38	
Fan - Air flow rate	Cooling	High/Nom./Low	m <sup>3</sup> /min	20.5/17/14	28/24/20	31/27/23	34/29/24	28/24/20	31/27/23	34/29/24
	Heating	High/Nom.	m <sup>3</sup> /min	20.5/17	28/24	31/27	34/29	28/24	31/27	34/29
Sound power level	Cooling	High/Nom./Low	dBA	55/53/51	60/56/52	62/59/55	64/60/56	60/56/52	62/59/55	64/60/56
	Heating	High/Nom./Low	dBA	55/53/51	60/56/52	62/59/55	64/60/56	60/56/52	62/59/55	64/60/56
Sound pressure level	Cooling	High/Nom./Low	dBA	38/36/34	42/38/34	44/41/37	46/42/38	42/38/34	44/41/37	46/42/38
	Heating	High/Nom./Low	dBA	38/36/34	42/38/34	44/41/37	46/42/38	42/38/34	44/41/37	46/42/38
Piping connections	Liquid	OD	mm	9.52	9.52	9.52	9.52	9.52	9.52	
	Gas	OD	mm	15.9	15.9	15.9	15.9	15.9	15.9	
Power supply	Phase / Frequency / Voltage	Hz / V	1~/ 50/60 / 220-240/220	1~/ 50/60 / 220-240/220	1~/ 50/60 / 220-240/220	1~/ 50/60 / 220-240/220	1~/ 50/60 / 220-240/220	1~/ 50/60 / 220-240/220	1~/ 50/60 / 220-240/220	

Outdoor unit			RZQSG71LV1	RZQSG100LV1	RZQSG125LV1	RZQSG140LV1	RZQSG100LY1	RZQSG125LY1	RZQSG140LY1	
Dimensions	Unit	HeightxWidthxDepth	mm	770x900x320	990x940x320	1,430x940x320	990x940x320	990x940x320	1,430x940x320	
Weight	Unit	kg	67	81	102	102	82	101	101	
Fan - Air flow rate	Cooling	Nom.	m <sup>3</sup> /min	52	76	77	83	76	77	83
	Heating	Nom.	m <sup>3</sup> /min	48	83	62	83	77	62	
Sound power level	Cooling	Nom.	dBA	65	69	70	69	70	69	
Sound pressure level	Cooling	Nom./Silent operation	dBA	49/47	53/49	54/49	53/49	53/-	54/-	53/-
	Heating	Nom.	dBA	51	57	58	54	57	58	54
	Night quiet mode	Level 1	dBA				49			
Operation range	Cooling	Ambient	Min.-Max.	°CDB			-5.0~46.0			
	Heating	Ambient	Min.-Max.	°CWB			-15.0~15.5			
Refrigerant	Type/GWP	R-410A/1,975								
Piping connections	Piping length	OU - IU	Max.	m	30	50				
		System	Equivalent	m	40	70				
	Level difference	IU - OU	Max.	m	15	30.0				
		IU - IU	Max.	m	0.5					
Power supply	Phase / Frequency / Voltage	Hz / V	1~/ 50 / 220-240			3N~/ 50 / 380-415				
Current - 50Hz	Maximum fuse amps (MFA)	A	20	32			20			


(1) EER/COP according to Eurovent 2012



FHQ35-50C



RXS35K

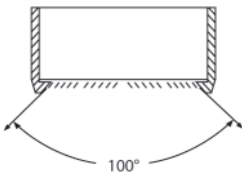


BRC1E52A/B

BRC7GA53



- › Ideal solution for commercial spaces with no or narrow false ceiling
- › The unit can easily be mounted in corners and narrow spaces, as it only needs 30mm lateral service space
- › Low energy consumption thanks to DC fan motor and drain pump
- › Stylish unit blends easily with any interior, as the flaps close entirely when not in operation
- › Can be installed in both new and existing buildings
- › Wider air discharge thanks to Coanda effect: up to 100°



- › Air flow distribution for ceiling heights up to 3.8m without capacity loss
- › No optional adapter needed for DIII-connection, link your unit into the wider building management system.



## Heating & Cooling

Indoor unit				FHQ35C	FHQ50C	FHQ60C
Cooling capacity	Min./Nom./Max.		kW	-/3.40/-	-/5.00/-	-/5.70/-
Heating capacity	Min./Nom./Max.		kW	-/4.00/-	-/6.00/-	-/7.20/-
Seasonal efficiency (according to EN14825)	Cooling	Energy label		B	A	A
		Pdesign	kW	3.40	5.00	7.20
		SEER		4.89	5.48	5.54
	Heating (Average climate)	Energy label		A	A	A
		Pdesign	kW	3.10	4.35	5.07
		SCOP		3.98	3.74	3.50
Annual energy consumption		kWh	1,090.75	1,627.83	2,026.36	
Nominal efficiency (cooling at 35°/27° nominal load, heating at 7°/20° nominal load)	EER		3.58	3.18	3.26	
	COP		3.96	3.35	3.32	
Annual energy consumption		kWh	475	785	875	
Energy label		Cooling/Heating	A/A	B/C	A/C	
Casing	Colour		Fresh White	Fresh White	Fresh White	
Dimensions	Unit	HeightxWidthxDepth	mm	235x960x690	235x1,270x690	
Weight	Unit		kg	24	25	
Fan - Air flow rate	Cooling	High/Nom./Low	m³/min	14/11.5/10	15/12/10	
	Heating	High/Nom.	m³/min	14/11.5	15/12	
Sound power level	Cooling	High/Nom./Low	dBA	53/51/48	54/52/49	
	Heating	High/Nom./Low	dBA	53/51/48	54/52/49	
Sound pressure level	Cooling	High/Nom./Low	dBA	36/34/31	37/35/32	
	Heating	High/Nom./Low	dBA	36/34/31	37/35/32	
Piping connections	Liquid	OD	mm	6.35	6.35	
	Gas	OD	mm	9.52	12.70	
Power supply	Phase / Frequency / Voltage		Hz / V	1~ / 50/60 / 220-240/220	1~ / 50/60 / 220-240/220	

Outdoor unit				RXS35K	RXS50K	RXS60F
Dimensions	Unit	HeightxWidthxDepth	mm	550x765x285	735x825x300	735x825x300
Weight	Unit		kg	34	47	47
Fan - Air flow rate	Cooling	High/Low	m³/min	36.0/30.1	50.9/48.9	50.9/42.4
	Heating	High/Low	m³/min	28.3/25.6	45.0/43.1	46.3/42.4
Sound power level	Cooling	Nom./High	dBA	-/63	-/63	63/-
Sound pressure level	Cooling	High/Low	dBA	48/44	48/44	49/46
	Heating	High/Low	dBA	48/45	48/45	49/46
Operation range	Cooling	Ambient	Min.~Max. °CDB	-10~46	-10~46	-10~46
	Heating	Ambient	Min.~Max. °CWB	-15~18	-15~18	-15~18
Refrigerant	Type/GWP			R-410A/1,975	R-410A/1,975	R-410A/1,975
Piping connections	Piping length	OU - IU	Max. m	20	30	30
	Level difference	IU - OU	Max. m	15	20	20
Power supply	Phase / Frequency / Voltage		Hz / V	1~ / 50 / 220-240	1~ / 50 / 220-240	1~ / 50 / 220-240
Current - 50Hz	Maximum fuse amps (MFA)		A	10	20	20

(1) EER/COP according to Eurovent 2012



FUQ71-125C



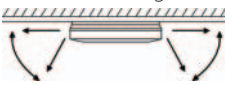
RZQG100-125L7V1/LY1



BRC1E52A/B BRC7CB52Z



- > Ideal solution for commercial spaces with no or narrow false ceilings
- > Low energy consumption thanks to specially developed small tube heat exchanger, DC fan motor and drain pump
- > Stylish unit blends easily with any interior, as the flaps close entirely when not in operation
- > Improved comfort thanks to automatic air flow adjustment to required load
- > Individual flap control: one flap can be easily closed via the wired remote controller (BRC1E52) in case you would refurbish or rearrange your interior
- > Can be installed in both new and existing buildings
- > Same outlook for all models (unified dimensions)
- > Auto swing function ensures efficient air and temperature distribution
- > Air can be discharged in 5 different angles between 0 and 60°



- > Possibility to shut 1 or 2 flaps for easy installation in corners



- > Air flow distribution for ceiling heights up to 3.5m without capacity loss
- > No optional adapter needed for DIII-connection, link your unit into the wider building management system.

## Heating & Cooling



Indoor unit			FUQ71C	FUQ100C	FUQ125C	FUQ71C	FUQ100C	FUQ125C	
Cooling capacity	Min./Nom./Max.	kW	-/6.8/-	-/9.5/-	-/12.0/-	-/6.8/-	-/9.5/-	-/12.0/-	
Heating capacity	Min./Nom./Max.	kW	-/7.5/-	-/10.8/-	-/13.5/-	-/7.5/-	-/10.8/-	-/13.5/-	
Seasonal efficiency (according to EN14825)	Cooling	Energy label	A++	A+	B	A++	A+	B	
		Pdesign	kW	6.80	9.50	12.00	6.80	9.50	12.00
		SEER		6.23	5.62	5.03	6.23	5.62	5.03
		Annual energy consumption	kWh	382	592	835	382	592	835
	Heating (Average climate)	Energy label		A+	A	A+	A+	A	A+
		Pdesign	kW	7.60	11.30	14.13	7.60	11.30	14.13
SCOP			4.08	3.93	4.44	4.08	3.93	4.44	
	Annual energy consumption	kWh	2,607	4,027	4,456	2,607	4,027	4,456	
Nominal efficiency (cooling at 35°/27° nominal load, heating at 7°/20° nominal load)	EER		4.07	4.08	3.40	4.07	4.08	3.40	
	COP		4.47	4.04	4.04	4.47	4.04	4.04	
	Annual energy consumption	kWh	840	1,230	1,770	840	1,230	1,770	
Energy label	Cooling/Heating		A/A	A/A	A/A	A/A	A/A	A/A	
	Colour		Fresh White	Fresh White	Fresh White	Fresh White	Fresh White	Fresh White	
Dimensions	Unit	HeightxWidthxDepth	mm	198x950x950	198x950x950	198x950x950	198x950x950	198x950x950	
Weight	Unit		kg	25	26	26	25	26	
Fan - Air flow rate	Cooling	High/Nom./Low	m³/min	23/19.5/16	31/25.5/20	32.5/26.5/20.5	23/19.5/16	31/25.5/20	32.5/26.5/20.5
	Heating	High/Nom.	m³/min	23/19.5	31/25.5	32.5/26.5	23/19.5	31/25.5	32.5/26.5
Sound power level	Cooling	High/Nom./Low	dB(A)	59/56/51	64/60/55	65/61/56	59/56/51	64/60/55	65/61/56
	Heating	High/Nom./Low	dB(A)	59/56/51	64/60/55	65/61/56	59/56/51	64/60/55	65/61/56
Sound pressure level	Cooling	High/Nom./Low	dB(A)	41/38/35	46/42/39	47/43/40	41/38/35	46/42/39	47/43/40
	Heating	High/Nom./Low	dB(A)	41/38/35	46/42/39	47/43/40	41/38/35	46/42/39	47/43/40
Piping connections	Liquid	OD	mm	9.52	9.52	9.52	9.52	9.52	
	Gas	OD	mm	15.9	15.9	15.9	15.9	15.9	
Power supply	Phase / Frequency / Voltage	Hz / V	1~/ 50/60 / 220-240/220	1~/ 50/60 / 220-240/220	1~/ 50/60 / 220-240/220	1~/ 50/60 / 220-240/220	1~/ 50/60 / 220-240/220	1~/ 50/60 / 220-240/220	

Outdoor unit			RZQG71L7V1	RZQG100L7V1	RZQG125L7V1	RZQG71LY1	RZQG100LY1	RZQG125LY1	
Dimensions	Unit	HeightxWidthxDepth	mm	990x940x320	1,430x940x320	990x940x320	1,430x940x320		
Weight	Unit		kg	78	102	80	101		
Fan - Air flow rate	Cooling	Nom.	m³/min	59	70	59	70		
	Heating	Nom.	m³/min	49	62	49	62		
Sound power level	Cooling	Nom.	dB(A)	64	66	67	66	67	
Sound pressure level	Cooling	Nom.	dB(A)	48	50	51	48	51	
	Heating	Nom.	dB(A)	50	52	53	50	53	
	Night quiet mode	Level 1	dB(A)	43	45	43	45		
Operation range	Cooling	Ambient	Min.~Max.	-15.0~50.0					
	Heating	Ambient	Min.~Max.	-20.0~15.5					
Refrigerant	Type/GWP	R-410A/1,975							
Piping connections	Piping length	OU - IU	Max.	m	50	75	50	75	
		System	Equivalent	m	70	90	70	90	
	Level difference	IU - OU	Max.	m	30.0				
		IU - IU	Max.	m	0.5				
Power supply	Phase / Frequency / Voltage	Hz / V	1~/ 50 / 220-240			3N~/ 50 / 380-415			
Current - 50Hz	Maximum fuse amps (MFA)	A	20	32		16	20		

(1) EER/COP according to Eurovent 2012





FVQ100-140C



RZQG100-140L7V1/LY1



BRC1E52A/B



- › Ideal solution for shops, restaurants or offices without false ceilings
- › Can be installed in both new and existing buildings
- › Very efficient for use in rooms with high ceilings
- › Decrease of temperature variation by automatic fan speed selection or freely selectable 3-step fan speed.
- › Improved efficiency by adoption of the DC fan motor.
- › No optional adapter needed for DIII-connection, link your unit into the wider building management system.

## Heating & Cooling



Indoor unit			FVQ71C	FVQ100C	FVQ125C	FVQ140C	FVQ71C	FVQ100C	FVQ125C	FVQ140C	
Cooling capacity	Min./Nom./Max.	kW	-/6.8/-	-/9.5/-	-/12.0/-	-/13.4/-	-/6.8/-	-/9.5/-	-/12.0/-	-/13.4/-	
Heating capacity	Min./Nom./Max.	kW	-/7.5/-	-/10.8/-	-/13.5/-	-/15.5/-	-/7.5/-	-/10.8/-	-/13.5/-	-/15.5/-	
Seasonal efficiency (according to EN14825)	Cooling	Energy label	A		B		A		B		
		Pdesign	6.8	9.5	12.0	-	6.8	9.5	12.0	-	
		SEER	5.16	5.59	4.77	-	5.16	5.59	4.77	-	
		Annual energy consumption	461	595	881	-	461	595	881	-	
	Heating (Average climate)	Energy label	A		-		A		-		
		Pdesign	6.3	11.3		-		6.3	11.3		-
		SCOP	3.81	3.80	3.85	-	3.81	3.80	3.85	-	
		Annual energy consumption	2,326	4,165	4,111	-	2,326	4,165	4,111	-	
Nominal efficiency (cooling at 35°/27° nominal load, heating at 7°/20° nominal load)	EER	3.37		3.81		3.21		3.37		3.21	
	COP	3.64		4.14		3.70		3.61		3.70	
	Annual energy consumption	1,010		1,245		1,870		2,085		1,010	
Energy label	Cooling/Heating		A/A								
	Colour		Fresh white								
Dimensions	Unit	HeightxWidthxDepth	mm	1,850x600x270		1,850x600x350		1,850x600x270		1,850x600x350	
Weight	Unit		kg	39		47		39		47	
Fan - Air flow rate	Cooling	High/Nom./Low	m <sup>3</sup> /min	18/16/14	28/25/22	28/26/24	30/28/26	18/16/14	28/25/22	28/26/24	30/28/26
	Heating	High/Nom./Low	m <sup>3</sup> /min	18/16/14	28/25/22	28/26/24	30/28/26	18/16/14	28/25/22	28/26/24	30/28/26
Sound power level	Cooling	High/Nom./Low	dBA	55/53/50	62/59/56	63/60/58	65/63/60	55/53/50	62/59/56	63/60/58	65/63/60
	Heating	High/Nom./Low	dBA	55/53/50	62/59/56	63/60/58	65/63/60	55/53/50	62/59/56	63/60/58	65/63/60
Sound pressure level	Cooling	High/Nom./Low	dBA	43/41/38	50/47/44	51/48/46	53/51/48	43/41/38	50/47/44	51/48/46	53/51/48
	Heating	High/Nom./Low	dBA	43/41/38	50/47/44	51/48/46	53/51/48	43/41/38	50/47/44	51/48/46	53/51/48
Piping connections	Liquid	OD	mm	9.52							
	Gas	OD	mm	15.9							
Power supply	Phase / Frequency / Voltage	Hz / V		1~ / 50/60 / 220-240/220							

Outdoor unit				RZQG71L7V1	RZQG100L7V1	RZQG125L7V1	RZQG140L7V1	RZQG71LY1	RZQG100LY1	RZQG125LY1	RZQG140LY1
Dimensions	Unit	HeightxWidthxDepth	mm	990x940x320		1,430x940x320		990x940x320		1,430x940x320	
Weight	Unit		kg	78		102		80		101	
Fan - Air flow rate	Cooling	Nom.	m <sup>3</sup> /min	59		70		59		70	
	Heating	Nom.	m <sup>3</sup> /min	49		62		49		62	
Sound power level	Cooling	Nom.	dBA	64		66		64		66	
	Heating	Nom.	dBA	48		50		48		50	
Sound pressure level	Cooling	Nom.	dBA	48		50		48		50	
	Heating	Nom.	dBA	50		52		50		52	
Operation range	Night quiet mode	Level 1	dBA	43		45		43		45	
	Cooling	Ambient	Min.~Max. °CDB	-15.0~50.0							
	Heating	Ambient	Min.~Max. °CWB	-20.0~15.5							
Refrigerant	Type/GWP			R-410A/1,975							
Piping connections	Piping length	OU - IU	Max. m	50		75		50		75	
		System	Equivalent m	70		90		70		90	
	Level difference	IU - OU	Max. m	30.0							
		IU - IU	Max. m	0.5							
Power supply	Phase / Frequency / Voltage	Hz / V		1~ / 50 / 220-240				3N~ / 50 / 380-415			
Current - 50Hz	Maximum fuse amps (MFA)	A		20		32		16		20	

(1) EER/COP according to Eurovent 2012



## Heating & Cooling

Seasonal Classic

Indoor unit			FVQ71C	FVQ100C	FVQ125C	FVQ140C	FVQ100C	FVQ125C	FVQ140C		
Cooling capacity	Min./Nom./Max.	kW	-/6.8/-	-/9.5/-	-/12.0/-	-/13.4/-	-/9.5/-	-/12.0/-	-/13.4/-		
Heating capacity	Min./Nom./Max.	kW	-/7.5/-	-/10.8/-	-/13.5/-	-/15.5/-	-/10.8/-	-/13.5/-	-/15.5/-		
Seasonal efficiency (according to EN14825)	Cooling	Energy label	A		C	-	A	C	-		
		Pdesign	6.8	9.5	12.0	-	9.5	12.0	-		
		SEER	5.11		4.31	-	5.11	4.31	-		
	Heating (Average climate)	Annual energy consumption	kWh	466	651	974	-	651	974	-	
		Energy label	A		-	-	A	-	-		
		Pdesign	kW	6.0	7.6		-	7.6		-	
Nominal efficiency (cooling at 35°/27° nominal load, heating at 7°/20° nominal load)	EER	COP	3.21		2.81	3.01	3.21	2.81	3.01		
		COP	3.61		3.41		3.61	3.41			
	Annual energy consumption	kWh	1,059	1,480	2,135	2,225	1,480	2,135	2,225		
Casing	Energy label	Cooling/Heating	A/A		C/B	B/B	A/A	C/B	B/B		
	Colour	Fresh white									
Dimensions	Unit	HeightxWidthxDepth	mm		1,850x600x350						
Weight	Unit	kg	39		47						
Fan - Air flow rate	Cooling	High/Nom./Low	m <sup>3</sup> /min		18/16/14	28/25/22	28/26/24	30/28/26	28/25/22	28/26/24	30/28/26
	Heating	High/Nom./Low	m <sup>3</sup> /min		18/16/14	28/25/22	28/26/24	30/28/26	28/25/22	28/26/24	30/28/26
Sound power level	Cooling	High/Nom./Low	dBA		55/53/50	62/59/56	63/60/58	65/63/60	62/59/56	63/60/58	65/63/60
	Heating	High/Nom./Low	dBA		55/53/50	62/59/56	63/60/58	65/63/60	62/59/56	63/60/58	65/63/60
Sound pressure level	Cooling	High/Nom./Low	dBA		43/41/38	50/47/44	51/48/46	53/51/48	50/47/44	51/48/46	53/51/48
	Heating	High/Nom./Low	dBA		43/41/38	50/47/44	51/48/46	53/51/48	50/47/44	51/48/46	53/51/48
Piping connections	Liquid	OD	mm		9.52						
	Gas	OD	mm		15.9						
Power supply	Phase / Frequency / Voltage	Hz / V	1~ / 50/60 / 220-240/220								

Outdoor unit			RZQSG71LV1	RZQSG100LV1	RZQSG125LV1	RZQSG140LV1	RZQSG100LY1	RZQSG125LY1	RZQSG140LY1	
Dimensions	Unit	HeightxWidthxDepth	mm		770x900x320		990x940x320		1,430x940x320	
Weight	Unit	kg	67		81		102		82	
Fan - Air flow rate	Cooling	Nom.	m <sup>3</sup> /min		52	76	77	83	76	77
	Heating	Nom.	m <sup>3</sup> /min		48	83		62	83	77
Sound power level	Cooling	Nom.	dBA		65	69	70	69	70	69
Sound pressure level	Cooling	Nom./Silent operation	dBA		49/47	53/49	54/49	53/49	53/-	54/-
	Heating	Nom.	dBA		51	57	58	54	57	58
	Night quiet mode	Level 1	dBA		-					
Operation range	Cooling	Ambient	Min.-Max.	°CDB	-5.0~46.0					
	Heating	Ambient	Min.-Max.	°CWB	-15.0~15.5					
Refrigerant	Type/GWP	R-410A/1,975								
Piping connections	Piping length	OU - IU	Max.	m	30		50		70	
		System	Equivalent	m	40		70		30.0	
	Level difference	IU - OU	Max.	m	15		30.0		0.5	
		IU - IU	Max.	m	0.5					
Power supply	Phase / Frequency / Voltage	Hz / V	1~ / 50 / 220-240		3N~ / 50 / 380-415					
Current - 50Hz	Maximum fuse amps (MFA)	A	20		32			20		

(1) EER/COP according to Eurovent 2012



ACQ-B



AZQS-BV1/BY1



ARCWLA



*Siesta*

- > Ideal solution for shops, restaurants or offices requiring maximum floor space for furniture, decorations and fittings
- > Blends unobtrusively with any interior décor: only the suction and discharge grilles are visible
- > Air can be discharged in any of 4 directions
- > Air filter removes airborne dust particles to ensure a steady supply of clean air
- > Easy installation and maintenance



## Heating & Cooling

*Siesta*

Indoor unit			*ACQ71B	ACQ100B	ACQ125B	ACQ100B	ACQ125B	
Cooling capacity	Nom.	kW	7.4	9.5	12.1	9.5	12.1	
Heating capacity	Nom.	kW	8.3	10.8	13.5	10.8	13.5	
Seasonal efficiency (according to EN14825)	Cooling	Energy label	B	B	-	B	-	
		Pdesign	kW	6.80	9.50	-	9.50	-
		SEER		4.65	4.65	-	4.65	-
	Heating (Average climate)	Annual energy consumption	kWh	512	715	-	715	-
		Energy label		A	A	-	A	-
		Pdesign	kW	6.33	7.60	-	7.60	-
		SCOP		3.41	3.47	-	3.47	-
Annual energy consumption	kWh	2,599	3,066	-	3,066	-		
Nominal efficiency (cooling at 35°/27° nominal load, heating at 7°/20° nominal load)	EER		3.31	3.21	3.01	3.21	3.01	
	COP		3.61	3.61	3.41	3.61	3.41	
	Annual energy consumption	kWh	1,120	1,480	2,010	1,480	2,010	
Energy label	Cooling/Heating		A/B	A/A	B/B	A/A	B/B	
Casing	Colour		-					
Dimensions	Unit	HeightxWidthxDepth	mm	265x820x820	300x820x820			
Weight	Unit		kg	31	39			
Decoration panel	Colour		White					
	Dimensions	HeightxWidthxDepth	mm	82x990x990				
	Weight		kg	4				
Fan - Air flow rate	Cooling	High/Nom./Low/Silent operation	m <sup>3</sup> /min	24.4/20.5/17.6/15.0	29.2/24.4/21.0/17.6	34.0/29.2/26.3/22.1	29.2/24.4/21.0/17.6	34.0/29.2/26.3/22.1
	Heating	High/Nom.	m <sup>3</sup> /min	24.4/20.5	29.2/24.4	34.0/29.2	29.2/24.4	34.0/29.2
Fan - External static pressure	High/Nom./Low		Pa	0/0/0				
Sound power level	Cooling	High/Nom./Low	dBA	54/50/48	56/54/53	60/56/54	56/54/53	60/56/54
	Heating	High/Nom./Low	dBA	54/50/48	56/54/53	60/56/54	56/54/53	60/56/54
Sound pressure level	Cooling	High/Nom./Low/Silent operation	dBA	41/38/35/32	44/41/38/36	47/44/43/41	44/41/38/36	47/44/43/41
	Heating	High/Nom./Low/Silent operation	dBA	41/38/35/32	44/41/38/36	47/44/43/41	44/41/38/36	47/44/43/41
Piping connections	Liquid	OD	mm	9.52				
	Gas	OD	mm	15.88				
Power supply	Phase / Frequency / Voltage		Hz / V	1~ / 50 / 220-240				

(1) EER/COP according to Eurovent 2012

Outdoor unit			*AZQS71BV1	AZQS100BV1	AZQS125BV1	AZQS100AV1	AZQS125AV1	
Dimensions	Unit	HeightxWidthxDepth	mm	770x900x320	990x940x320			
Weight	Unit		kg	67	81	82		
Fan - Air flow rate	Cooling	Nom.	m <sup>3</sup> /min	to be confirmed	76	77	76	77
	Heating	Nom.	m <sup>3</sup> /min	to be confirmed	83			
Sound power level	Cooling	Nom.	dBA	64	70	71	70	71
Sound pressure level	Cooling	Nom.	dBA	48	53	54	53	54
	Heating	Nom.	dBA	50	57	58	57	58
Operation range	Night quiet mode	Level 1	dBA	to be confirmed	49			
	Cooling	Ambient	Min.~Max. °CDB	-5.0~46.0	-5.0~46.0			
Refrigerant	Heating	Ambient	Min.~Max. °CWB	-15.0~15.5	-15.0~15.5			
	Type/GWP			R-410A/1,975	R-410A/1,975			
Piping connections	Piping length	OU - IU	Max.	m	30			
		System	Equivalent	m	to be confirmed			
	Level difference	IU - OU	Max.	m	30.0			
		IU - IU	Max.	m	to be confirmed			
Power supply	Phase / Frequency / Voltage		Hz / V	1~ / 50 / 220-240	1~ / 50 / 220-240	3N~ / 50 / 380-415		
Current - 50Hz	Maximum fuse amps (MFA)		A	to be confirmed				

\*Note: grey cells contain preliminary data



ABQ-B



AZQS-BV1



ARCWB



- > 3-D air flow combines vertical and horizontal auto swing to circulate a stream of warm or cool air right to the corners of even large spaces
- > Ideal solution for shops, restaurants or offices requiring maximum floor space for furniture, decorations and fittings
- > Blends unobtrusively with any interior décor: only the suction and discharge grilles are visible
- > Compact dimensions, can easily be mounted in a narrow ceiling void
- > Air filter removes airborne dust particles to ensure a steady supply of clean air
- > Easy installation and maintenance



## Heating & Cooling



Indoor unit				*ABQ71B
Cooling capacity	Nom.		kW	7.2
Heating capacity	Nom.		kW	8.3
Seasonal efficiency (according to EN14825)	Cooling	Energy label		B
		Pdesign	kW	6.80
		SEER		4.65
	Heating (Average climate)	Energy label		A
		Pdesign	kW	6.33
		SCOP		3.41
Nominal efficiency (cooling at 35°/27° nominal load, heating at 7°/20° nominal load)	EER			3.26
	COP			3.75
	Annual energy consumption		kWh	1,105
	Energy label	Cooling/Heating		A/A
Casing	Colour			-
Dimensions	Unit	HeightxWidthxDepth	mm	285x1,020x600
Weight	Unit		kg	35.0
Fan - Air flow rate	Heating	Super high/Silent operation	cfm/m <sup>3</sup> /min	850/-
Fan - External static pressure	Super high/High/Nom./Low		Pa	78/53/38/25
Sound power level	Cooling	Super high/High/Nom./Low	dBA	67/64/61/57
	Heating	High/Nom./Low	dBA	64/61/57
Sound pressure level	Cooling	Super high/High/Nom./Low	dBA	44/41/38/34
	Heating	High/Nom./Low	dBA	41/38/34
Piping connections	Liquid	OD	mm	9.52
	Gas	OD	mm	15.88
Power supply	Phase / Frequency / Voltage		Hz / V	1~ / 50 / 230

Outdoor unit				*AZQS71BV1	
Dimensions	Unit	HeightxWidthxDepth	mm	770x900x320	
Weight	Unit		kg	67	
Fan - Air flow rate	Cooling	Nom.	m <sup>3</sup> /min	to be confirmed	
	Heating	Nom.	m <sup>3</sup> /min	to be confirmed	
Sound power level	Cooling	Nom.	dBA	64	
Sound pressure level	Cooling	Nom.	dBA	48	
	Heating	Nom.	dBA	50	
Operation range	Night quiet mode	Level 1	dBA	to be confirmed	
	Cooling	Ambient	Min.~Max. °CDB	-5.0~46.0	
	Heating	Ambient	Min.~Max. °CWB	-15.0~15.5	
Refrigerant	Type/GWP			R-410A/1,975	
Piping connections	Piping length	OU - IU	Max.	m	30
		System	Equivalent	m	to be confirmed
	Level difference	IU - OU	Max.	m	30.0
		IU - IU	Max.	m	to be confirmed
Power supply	Phase / Frequency / Voltage		Hz / V	1~ / 50 / 220-240	
Current - 50Hz	Maximum fuse amps (MFA)		A	to be confirmed	

\*Note: grey cells contain preliminary data







- > Re-use of existing R-22 or R-407C piping
- > Down to -15°C in heating mode
- > Standard night quiet mode
- > Maximum piping length up to 100m
- > Maximum installation height difference up to 30m



	FCQG-F					FFQ-C		FDXS-F		FBQ-C8					FHQ-C				FUQ-C			FAQ-C		FDQ-C	
page	105					111		85		112					120				123			118		116	
capacity class	50	60	71	100	125	50	60	50	60	50	60	71	100	125	50	60	71	100	125	71	100	125	71	100	125
RZQ200C	4	3	3	2		4	3	4	3	4	3	3	2		4	3	3	2		3	2		3	2	
RZQ250C		4			2		4		4		4		4			2			2			2			2



CONNECTABLE OUTDOOR UNITS					RZQ200C					RZQ250C				
<b>Outdoor unit</b>														
Dimensions	Unit	HeightxWidthxDepth		mm	1,680x930x765									
Weight	Unit			kg	183					184				
Fan - Air flow rate	Cooling	Nom.		m <sup>3</sup> /min	171					171				
	Heating	Nom.		m <sup>3</sup> /min	171					171				
Fan - External static pressure	Max.			Pa	78					78				
	Nom.			dBA	78					78				
Sound pressure level	Nom.			dBA	57					57				
	Operation range	Cooling	Ambient	Min.~Max.	°CDB	-5.0~46.0					-5.0~46.0			
Heating		Ambient	Min.~Max.	°CWB	-15.0~15.0					-15.0~15.0				
Refrigerant	Type/GWP				R-410A/1,975					R-410A/1,975				
Piping connections	Piping length		OU - IU	Max.	100					100				
	Level difference		IU - OU	Max.	-					-				
Power supply	Phase / Frequency / Voltage			Hz / V	3N~ / 50 / 380-415					3N~ / 50 / 380-415				
Current - 50Hz	Maximum fuse amps (MFA)			A	20					20				



- > Seasonal efficiency, optimized for all seasons
- > Seasonal smart series already comply with the EU's 2014 Eco-Design requirements
- > Suits computer room applications (EDP)
- > Re-use of existing R-22 or R-407C technology
- > Down to -20°C in heating mode
- > Standard night quiet mode
- > Maximum piping length up to 75m
- > Minimum piping length: no limitation
- > Compatibility with D-BACS



	FCQHG-F	FCQG-F				FFQ-C			FDXS-F			FBQ-C8				FHQ-C				FAQ-C	FUQ-C
page	108	105				111			85			112				120				118	123
capacity class	71	35	50	60	71	35	50	60	35	50	60	35	50	60	71	35	50	60	71	71	71
RZQG71L7V1	RZQG71LY1	2				2			2			2				2					
RZQG100L7V1	RZQG100LY1	3	2			3	2		3	2		3	2			3	2				
RZQG125L7V1	RZQG125LY1	4	3	2		4	3	2	4	3	2	4	3	2		4	3	2			
RZQG140L7V1	RZQG140LY1	2	4	3		2	4	3		4	3		4	3		2	4	3		2	2



CONNECTABLE OUTDOOR UNITS				RZQG71L7V1	RZQG100L7V1	RZQG125L7V1	RZQG140L7V1	RZQG71LY1	RZQG100LY1	RZQG125LY1	RZQG140LY1	
<b>Outdoor unit</b>	Unit	HeightxWidthxDepth	mm	990x940x320	1,430x940x320			990x940x320	1,430x940x320			
Weight	Unit		kg	78	102			80	101			
Fan - Air flow rate	Cooling	Nom.	m <sup>3</sup> /min	59	70		84	59	70		84	
	Heating	Nom.	m <sup>3</sup> /min	49	62			49	62			
Sound power level	Cooling	Nom.	dB(A)	64	66	67	69	64	66	67	69	
	Heating	Nom.	dB(A)	48	50	51	52	48	50	51	52	
Sound pressure level	Heating	Nom.	dB(A)	50	52	53		50	52	53		
	Night quiet mode	Level 1	dB(A)	43	45			43	45			
Operation range	Cooling	Ambient	Min.~Max. °CDB	-15.0~50.0								
	Heating	Ambient	Min.~Max. °CWB	-20.0~15.5								
Refrigerant	Type/GWP	R-410A/1,975										
Piping connections	Piping length	OU - IU	Max.	m	50	75		50	75			
		System	Equivalent	m	70	90			70	90		
	Level difference	IU - OU	Max.	m	30.0							
	IU - IU	Max.	m	0.5								
Power supply	Phase / Frequency / Voltage	Hz / V	1~ / 50 / 220-240				3N~ / 50 / 380-415					
Current - 50Hz	Maximum fuse amps (MFA)	A	20	32			16	20				





- > Seasonal efficiency, optimized for all seasons
- > Re-use of existing R-22 or R-407C technology
- > Down to -15°C in heating mode
- > Maximum piping length up to 50m
- > Minimum piping length: no limitation
- > Compatibility with D-BACS



	FCQHG-F	FCQG-F				FFQ-C			FDXS-F			FBQ-C8				FHQ-C				FAQ-C	
Page	108	105				111			85			112				120				118	
capacity class	71	35	50	60	71	35	50	60	35	50	60	35	50	60	71	35	50	60	71	71	
RZQSG71LV1		2				2			2			2				2					
RZQSG100LV1	RZQSG100LY1	3	2			3	2		3	2		3	2			3	2				
RZQSG125LV1	RZQSG125LY1	4	3	2		4	3	2	4	3	2	4	3	2		4	3	2			
RZQSG140LV1	RZQSG140LY1	2	4	3		2	4	3		4	3		4	3		2	4	3		2	2

Seasonal Classic



CONNECTABLE OUTDOOR UNITS				RZQSG71LV1	RZQSG100LV1	RZQSG125LV1	RZQSG140LV1	RZQSG100LY1	RZQSG125LY1	RZQSG140LY1		
<b>Outdoor unit</b>	Unit	HeightxWidthxDepth	mm	770x900x320	990x940x320			1,430x940x320	990x940x320			1,430x940x320
Weight	Unit		kg	67	81			102	82			101
Fan - Air flow rate	Cooling	Nom.	m <sup>3</sup> /min	52	76	77	83	76	77	83		
	Heating	Nom.	m <sup>3</sup> /min	48	83			62	83			62
Sound power level	Cooling	Nom.	dB(A)	65	69	70	69		70	69		
Sound pressure level	Cooling	Nom./Silent operation	dB(A)	49/47	53/49	54/49	53/49	53/-	54/-	53/-		
	Heating	Nom.	dB(A)	51	57	58	54	57	58	54		
	Night quiet mode	Level 1	dB(A)							49		
Operation range	Cooling	Ambient	Min.-Max. °CDB	-5.0~46.0								
	Heating	Ambient	Min.-Max. °CWB	-15.0~15.5								
Refrigerant	Type/GWP	R-410A/1,975										
Piping connections	Piping length	OU - IU	Max.	m	30						50	
		System	Equivalent	m	40						70	
	Level difference	IU - OU	Max.	m	15						30.0	
		IU - IU	Max.	m							0.5	
Power supply	Phase / Frequency / Voltage	Hz / V	1~ / 50 / 220-240				3N~ / 50 / 380-415					
Current - 50Hz	Maximum fuse amps (MFA)	A	20	32				20				







UATYQ-CY1



Remote Control

- › Easy to install 'plug and play' concept plus single installation configuration; no additional piping is required since indoor and outdoor sides are pre-connected
- › High efficiency and reliable scroll compressor
- › Wide operating range
- › Flat top unit design allows maximum use of warehouse and container space
- › Free cooling and fresh air intake possible with optional economiser
- › Convertible return and supply air: fan can be mounted in two directions
- › Factory pre-charged refrigerant ensures clean and efficient operation
- › Belt driven fan enables air volume and static pressure to be adjusted as required.
- › Adjustable fan pulley as standard to meet a wide range of supply air volumes and external static pressures
- › Anti-corrosion treated coil




## Heating & Cooling

Indoor unit				UATYQ250CY1	UATYQ350CY1	UATYQ450CY1	UATYQ550CY1	UATYQ600CY1	UATYQ700CY1	
Cooling capacity	Nom.		kW	27.340	35.580	44.720	55.690.000	66.820	72.600	
Heating capacity	Nom.		kW	24.910	34.790	41.790	53.930	61.690	69.610	
Power input	Cooling	Nom.	kW	8.140	10.780	13.040	16.740	19.650	21.610	
	Heating	Nom.	kW	7.330	10.840	12.860	15.540	18.580	21.420	
EER				3.36	3.30	3.43	3.33	3.40	3.36	
COP				3.40	3.21	3.25	3.47	3.32	3.25	
Evaporator	Air flow rate	Cooling	m <sup>3</sup> /min	93.6	121.8	160.2	189.6	206.7	235.02	
	External static pressure		Pa		147			206		
Evaporator piping connections	Condensation drain size		mm	25.4						
Condenser	Dimensions	Unit	HxWxD	mm	1,150x1,638x2,063	1,028x2,209x2,113	1,130x2,209x2,113	1,048x2,209x2,670	1,302x2,209x2,670	1,454x2,209x2,670
	Weight	Unit		kg	445	580	610	780	830	970
	Casing	Colour			Light grey					
		Material			Electro-galvanised mild steel					
	Air flow rate	Cooling		cfm	8,230	12,000	12,100	12,900	20,200	21,200
	Operation range	Cooling	Min.~Max.	°CDB	0~52					
		Heating	Min.~Max.	°CWB	-15~18					
	Sound power level	Nom.		dB(A)	82	83		87		90
Refrigerant	Type			R-410A						
Power supply	Phase/Frequency/Voltage		Hz/V	3~/50/380-415						

## Economiser option

Indoor unit				ECONO250AY1	ECONO350AY1	ECONO450AY1	ECONO550AY1	ECONO600AY1	ECONO700AY1	
Dimensions	Packed unit	Height	mm	534						
		Width	mm	1,440	1,430			1,458		
		Depth	mm	1,144	1,124			1,564		
Weight	Unit		kg	51	42	43	53	54	69	
Packing	Weight		kg	152	140	141	165	166	181	
Fan	Air flow rate	Cooling	Nom.	l/s	1,560	2,030	2,670	3,160	3,445	3,917
				cfm	3,300	4,300	5,650	6,700	7,300	8,300
Option for				UATYQ250CY1	UATYQ350CY1	UATYQ450CY1	UATYQ550CY1	UATYQ600CY1	UATYQ700CY1	




UATYP-AY1(B)



REMOTE CONTROL

- > Easy to install 'plug and play' concept plus single installation configuration; no additional piping is required since indoor and outdoor sides are pre-connected
- > Factory pre-charged refrigerant ensures clean and efficient operation
- > Belt driven fan enables air volume and static pressure to be adjusted as required.
- > Flat top unit design allows maximum use of warehouse and container space
- > High efficiency and reliable scroll compressor
- > Anti-corrosion treated coil



## Heating & Cooling

Indoor unit				UATYP850AY1B	UATYP10AY1	UATYP12AY1	
Cooling capacity	Nom.		kW	78.6	101.110	109.609	
Heating capacity	Nom.		kW	87.78	102.290	126.314	
Power input	Cooling	Nom.	kW	36.10	43.170	48.200	
	Heating	Nom.	kW	32.10	41.670	46.800	
EER				2.18	2.34	2.27	
COP				2.73	2.45	2.70	
Evaporator	Air flow rate	Cooling	m <sup>3</sup> /min	263.33	312	354	
	External static pressure		Pa		294		
Evaporator piping connections	Condensation drain size		OD		25.40		
Condenser	Dimensions	Unit	HxWxD	mm	1,735x2,250x2,800	1,974x2,252x3,180	
	Weight	Unit		kg	1,350	1,600	
	Casing	Colour				Light grey	
		Material				Electro-galvanised mild steel	
	Air flow rate	Cooling		cfm	-	20,000	
	Operation range	Cooling	Min.~Max.	°CDB		20~46	
		Heating	Min.~Max.	°CWB		-15~-20	
Sound power level	Nom.		dBA		-		
Refrigerant	Type				R-407C		
Power supply	Phase/Frequency/Voltage		Hz/V		3N~/50/380-415		

# GREAT NEWS

VRV IV SETS THE STANDARD ... AGAIN



## VRV IV

DAIKIN VRV IV sets the standard with revolutionary technologies, such as variable refrigerant temperature control and continuous heating during defrost for heat pump units. Its advanced VRV configurator software is a time-saver that simplifies commissioning, configuration and customisation. This is backed up by automatic refrigerant charging and remote refrigerant containment check allowing quick and easy installation.





## MEDIUM TO LARGE COMMERCIAL APPLICATIONS

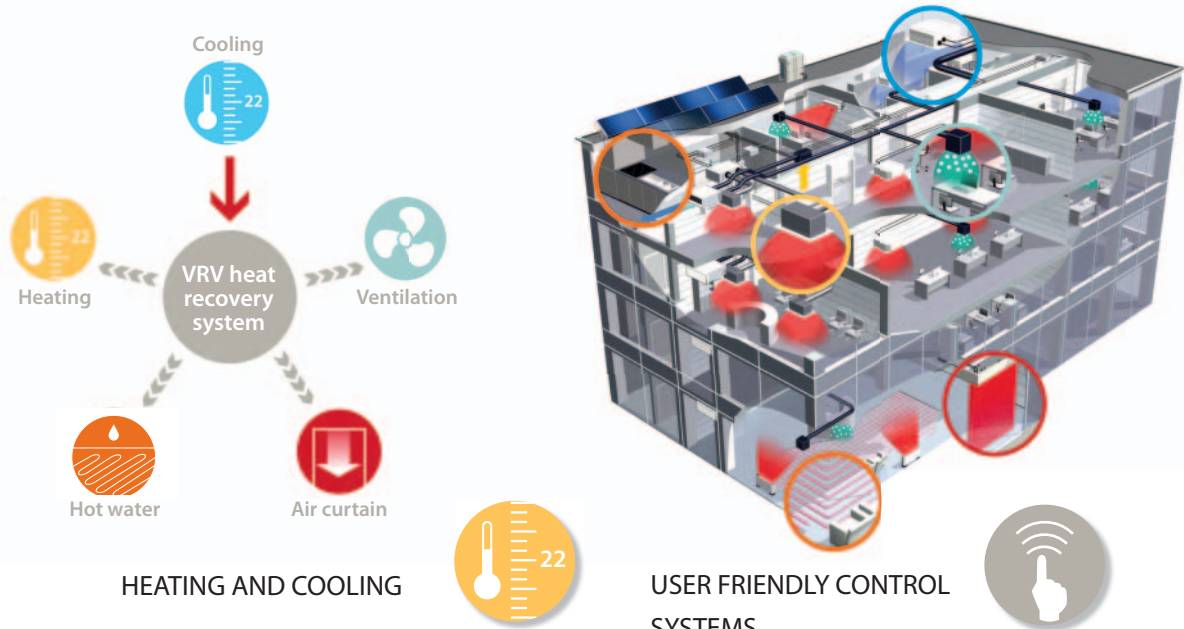
<b>TOTAL SOLUTION CONCEPT</b>	<b>168</b>	<b>VRV INDOOR UNITS</b>	<b>195</b>
<b>VRV OUTDOOR UNITS</b>	<b>170</b>	<b>Products overview - VRV indoor</b>	<b>195</b>
<b>Products overview - VRV outdoor</b>	<b>172</b>	<b>Benefits overview - VRV indoor</b>	<b>196</b>
<b>Air-cooled VRV</b>	<b>176</b>	<b>Cassette units</b>	<b>198</b>
<b>Heat pump</b>	<b>176</b>	NEW FXFQ-A	199
NEW RYYQ-T / RXYQ-T	176	NEW FXZQ-A	201
RXYSQ-P8V1/P8Y1	179	NEW FXCQ-A	202
NEW RTSYQ-PA	180	FXKQ-MA	203
NEW RXYCQ-A	181		
 		<b>Concealed ceiling units</b>	<b>204</b>
<b>Heat recovery</b>	<b>182</b>	FXDQ-M9	204
REYQ-P8/P9	182	NEW FXDQ-A	205
REYHQ-P	184	FXSQ-P / FXMQ-P7	206
REYAQ-P	185	FXMQ-MA	208
 		<b>Wall mounted unit</b>	<b>209</b>
<b>Branch selector (BS box)</b>	<b>186</b>	FXAQ-P	209
BSVQ-P8	186		
BSV4/6Q-PV	186	<b>Ceiling suspended units</b>	<b>210</b>
 		NEW FXHQ-A	210
<b>Replacement VRV</b>	<b>188</b>	NEW FXUQ-A	211
RQCEQ-P	188		
RQYQ-P	188	<b>Floor standing units</b>	<b>212</b>
 		FXNQ-P	212
<b>Water-cooled VRV</b>	<b>192</b>	FXLQ-P	213
RWEYQ-P	192		
RWEYQ-PR	194	<b>HOT WATER</b>	<b>214</b>
		NEW HXY-A	214
		HXHD-A	215
		Accessories for hot water	216
		<b>POWERFUL SELECTION PROGRAMS</b>	<b>218</b>
		Xpress, VRV Pro	218

For more information on Options & Accessories, please refer to page 364 of this catalogue.



# Total solution concept

The Daikin VRV Total Solution provides a single point of contact for the design and maintenance of your integrated climate control system. Our modular units enable you to select the right mix of equipment and technology to ensure that you achieve the optimal balance of temperature, humidity and air freshness for the perfect comfort zone with maximum energy efficiency and cost effectiveness.



Wide range of indoor units that fit rooms of any size and shape

- › Perfect comfort
- › Whisper-quiet operation
- › Stylish design
- › Concealed installation possible

Full control for maximum efficiency

- › From individual control to the management of multiple buildings
- › User friendly touch screen control
- › Remote control & monitoring via internet
- › Zone control
- › Energy management tools

**+**  
SAVE UP TO 15%  
COMPARED TO  
TRADITIONAL  
SYSTEMS



## VRV OUTDOOR UNITS

Integrated heat pump solution

- › Solution for every climate from -25°C to +52°C<sup>1</sup>
- › Flexible to fit any building
- › Can be customized to your specific needs to achieve the highest seasonal efficiency
- › The new standard in heating comfort

<sup>1</sup> Contact your local dealer



## AIR SEPARATION THROUGH AIR CURTAINS



A highly efficient solution to doorway climate separation

- › Most efficient open-door solution
- › Air curtain heating for free
- › Year-round comfort, even on the most demanding days

## VENTILATION



Create a high-quality indoor environment

- › Heat is reclaimed between out and indoor air
- › Free cooling
- › Optimum control of humidity
- › Air filtration ensures a steady supply of clean air

## HOT WATER



Use renewable energy to produce hot water

- › Free heating of water possible
- › Possibility to combine with solar panels
- › Hot water for showers, sinks, tap water for cleaning, under floor heating or radiators
- › Hot water up to 80°C

**+**  
SAVE UP TO 72%  
COMPARED TO  
AN ELECTRIC AIR  
CURTAIN


**+**  
SAVE UP TO 40%  
THANKS TO  
LOWER COOLING  
AND HEATING  
REQUIREMENTS

**+**  
SAVE UP TO 17%  
COMPARED TO A  
GAS BOILER



## Air cooled outdoor systems

### VRV HEAT PUMP




- › For either heating or cooling operation from one system

#### VRV IV HEAT PUMP

- › Customize your VRV for best seasonal efficiency & comfort with Variable Refrigerant Temperature
- › Continuous comfort: Unique continuous heating technology makes VRV IV the best alternative to traditional heating systems
- › VRV configurator software for the fastest and most accurate commissioning, configuration and customisation
- › Wide range of indoor units: possibility to combine VRV with stylish indoor units (Daikin Emura, Nexura, ...)

VRV VIII-S	VRV VIII-C	VRV CLASSIC
<p><b>VRV VIII-S Heat Pump</b></p> <ul style="list-style-type: none"> <li>› Especially designed for small capacities</li> <li>› Space saving design</li> <li>› Either connect VRV or stylish indoor units: Daikin Emura, Nexura...</li> </ul>	<p><b>VRV Heat Pump optimised for heating</b></p> <ul style="list-style-type: none"> <li>› First system in the industry developed for heating operation at low ambient conditions.</li> <li>› Extended operation range for heating down to -25°C</li> <li>› Stable heating capacity and high efficiencies at low ambient temperatures (COP &gt; 3 at -10°C outdoor temperature)</li> </ul>	<p><b>VRV Classic</b></p> <ul style="list-style-type: none"> <li>› For smaller projects with standard cooling &amp; heating requirements</li> <li>› Connectable to all VRV indoor units, controls and ventilation</li> </ul>

### VRV HEAT RECOVERY



- › For simultaneous heating and cooling from one system
- › Heat exhausted from indoor units in the cooling cycle is merely transferred to units in areas requiring heat, maximising energy efficiency, reducing electricity costs and leading to high partload efficiencies (up to 9<sup>1</sup>).
- › Operation range in cooling down to -20°C (technical cooling)

<p><b>SMALL FOOTPRINT COMBINATION</b></p> <ul style="list-style-type: none"> <li>› Optimized footprint within heat recovery range</li> </ul>	<p><b>HIGH COP COMBINATION</b></p> <ul style="list-style-type: none"> <li>› Top energy efficiency in Daikin heat recovery range</li> </ul>	<p>VRV heat recovery, with connection to <b>HEATING ONLY HYDROBOX</b></p> <ul style="list-style-type: none"> <li>› Fully integrated system</li> <li>› Free hot water</li> </ul>
--	--	---

<sup>1</sup> REYQ8P8 50% cooling – 50% heating load. Conditions: outdoor temperature 11°CDB, indoor temperature 18°CWB, 22°CDB.

### REPLACEMENT VRV




- › For cost-effective upgrade from R-22/R-407C to R-410A

- › Increased energy efficiency compared to R-22/R-407C systems
- › Fast installation compared to total system replacement (re-use of existing piping and in some cases indoor units)
- › Available in heat recovery and heat pump

# Water cooled outdoor systems

- › Allows heat recovery within the total building, thanks to the storage of energy in the water circuit.
- › Compact design and stacked configuration possible.
- › Suitable for multi-storey and large buildings because of the hardly unlimited possibilities of water piping.

## **VRV-W** HEAT RECOVERY



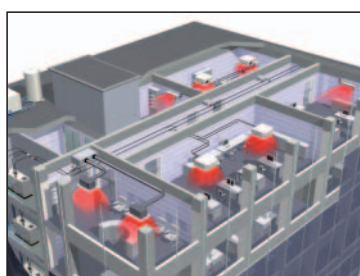
### STANDARD SERIES

- › For simultaneous heating and cooling from one refrigerant system

### GEOHERMAL SERIES

- › No need for an external heating or cooling source
- › Heating with ground sourced water as a renewable energy source
- › Extension of the operation range of inlet water temperature down to -10°C in heating mode

## **VRV-W** HEAT PUMP



### STANDARD SERIES

- › For either heating or cooling operation from one refrigerant system

### GEOHERMAL SERIES

- › No need for an external heating or cooling source
- › Heating with ground sourced water as a renewable energy source
- › Extension of the operation range of inlet water temperature down to -10°C in heating mode





# Products overview - VRV outdoor

System	Type	Product name	4	5	6	8	10	12	14	16	18	20	22
Cooling capacity (kW) <sup>1</sup>			12.6	14.0	15.5	22.4	28.0	33.5	40.0	45.0	49.0	55.9	61.5
Heating capacity (kW) <sup>2</sup>			14.2	16.0	18.0	25.0	31.5	37.5	45.0	50.0	56.5	62.5	69.0
AIR COOLED	HEAT PUMP	<b>VRV IV</b> RYYQ-T Heat pump with continuous heating											
		<b>VRV IV</b> RXYQ-T Heat pump without continuous heating											
		<b>VRV III-S</b> RXYSQ-P8V1 (Single phase) RXYSQ-P8Y1 (Three phase)											
		<b>VRV III-C</b> RTSYQ-PA Heat pump optimised for heating											
		<b>VRV Classic</b> RXYCQ-A											
	HEAT RECOVERY	<b>VRV III</b> REYQ-P8/P9 Small footprint combination											
		<b>VRV III</b> REYHQ-P High COP combination											
		<b>VRV III</b> REYAQ-P for connection with heating only hydrobox											
	Cooling capacity (kW) <sup>3</sup>						22.4	26.7			44.8	49.1	53.4
Heating capacity (kW) <sup>4</sup>						25.0	31.5			50.0	56.5	63.0	
WATER COOLED	STANDARD SERIES H/R - H/P	<b>VRV VIII</b> RWEYQ-P											
	GEO-THERMAL SERIES H/R - H/P	<b>VRV VIII</b> RWEYQ-PR											

System	Type	Product name	4	5	8	10	12	13	14	16	18	20	22
Capacity class				140		280		360		460	500	540	636
Cooling capacity (kW) <sup>1</sup> HR/HP				-/14.0	-/22.4	28.0/28.0	-/33.5	36.0/-	-/40.0		50.0/50.4	54.0/55.9	63.6/61
Heating capacity (kW) <sup>2</sup> HR/HP				-/16.0	-/25.0	32.0/31.5	-/37.5	40.0/-	-/45.0	52.0/50.0	56.0/56.5	60.0/62.5	67.2/69
AIR COOLED	REPLACEMENT VRV HEAT RECOVERY - HEAT PUMP	<b>VRV VIII-Q</b> RQYQ-P VRVIII-Q - H/P											
		<b>VRV VIII-Q</b> RQCEQ-P VRVIII-Q - H/R											

Single unit  
 Multi combination

<sup>1</sup> Nominal cooling capacities are based on: indoor temperature: 27°CDB, 19°CWB, inlet water temperature: 30°C, equivalent refrigerant piping: 7.5m, level difference: 0m.  
<sup>2</sup> Nominal heating capacities are based on: indoor temperature: 20°CDB, outdoor temperature: 7°CDB, 6°CWB, equivalent refrigerant piping: 7.5m, level difference: 0m.  
<sup>3</sup> Nominal cooling capacities are based on: indoor temperature: 27°CDB, 19°CWB, inlet water temperature: 30°C, equivalent refrigerant piping: 7.5m, level difference: 0m  
<sup>4</sup> Nominal heating capacities are based on: indoor temperature: 20°CDB, inlet water temperature: 20°C, equivalent refrigerant piping: 7.5m, level difference: 0m  
<sup>5</sup> Not a standard combination (free combination)



## VRV + 3 revolutionary standards



### Variable refrigerant temperature

Customize your VRV for best seasonal efficiency & comfort:

Revolutionary variable refrigerant temperature control automatically adapts the system to individual building and climate requirements for greater efficiency and comfort.

- › Annual cost savings up to 28%
- › Optimise the match of building requirements with comfort and efficiency
- › Automatic adjustment of refrigerant temperature guarantees customer satisfaction




### Continuous comfort

The new standard in heating comfort:

Unique continuous heating technology makes VRV IV the best alternative to traditional heating systems.

- › Unique continuous heating technology
- › The best alternative to traditional heating systems



### VRV configurator

Software for simplified commissioning, configuration and customisation

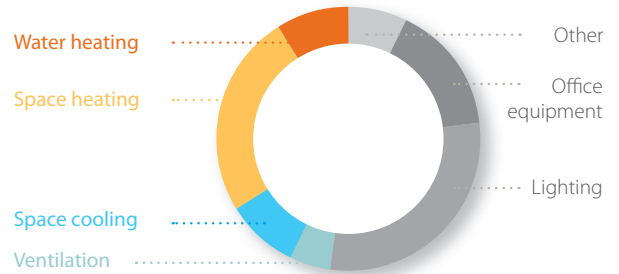
Simplified commissioning: graphical interface to configure, commission and upload system settings.

Simplified servicing: additional 7-segment indicator for easy and quick access to basic functions and error read out.

- › Less time needed for commissioning
- › Manage multiple systems in exactly the same way
- › Retrieve initial system settings

→ Accurate temperature control, fresh air provision, Biddle air curtains and hot water production, all integrated in a single system requiring only one single point of contact

Manage up to 50% of your building's energy consumption



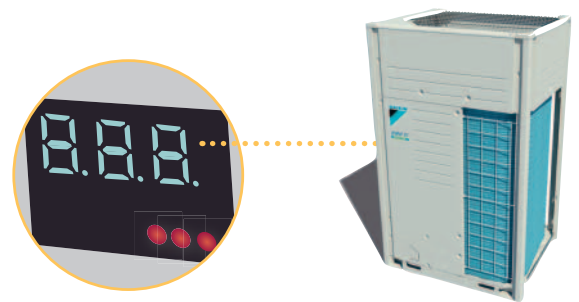
Source: EIA; Commercial buildings Energy consumption survey

→ Outdoor unit display for quick on-site settings and easy read out of errors together with the indication of service parameters for checking basic functions.


### Simplified servicing

The 7-segment indicator saves time through:

- › easy-to-read error report.
- › indication of basic service parameters to quickly check basic functions.
- › clear menu indicating quick and easy on-site settings.



→ Wide range of indoor units: possibility to combine VRV with stylish indoor units (Daikin Emura, Nexura, ...)



### Connectable indoor units

	20 CLASS	25 CLASS	35 CLASS	42 CLASS	50 CLASS	60 CLASS	71 CLASS
Daikin Emura – Wall mounted unit		FTXG25JW FTXG25JA	FTXG35JW FTXG35JA		FTXG50JW FTXG50JA		
Wall mounted unit	FTXS20K	FTXS25K	FTXS35K CTXS35K	FTXS42K	FTXS50K	FTXS60G	FTXS71G
Nexura – Floor standing unit		FVXG25K	FVXG35K		FVXG50K		
Floor standing unit		FVXS25F	FVXS35F		FVXS50F		
Flexi type unit		FLXS25B	FLXS35B		FLXS50B	FLXS60B	

BPMKS box needed to connect RA indoors to VRV IV





RYYQ8-12T  
RXYQ8-12T

**VRV IV**

- › Customize your VRV for best seasonal efficiency & comfort with Variable Refrigerant Temperature
- › Minimum of 28% higher seasonal efficiency with Variable Refrigerant Temperature when compared to previous series
- › Best comfort, no cold draft by supply of a high outblow air temperature thanks to Variable Refrigerant Temperature and all inverter technology
- › Continuous comfort: Unique continuous heating technology makes VRV IV the best alternative to traditional heating systems (only for RYYQ-T)
- › VRV configurator software for the fastest and most accurate commissioning, configuration and customisation
- › Temperature control, fresh air provision, Biddle air curtains and hot water production all integrated in a single system
- › Outdoor unit display for quick on-site settings and easy read out of errors together with the indication of service parameters for checking basic functions.
- › Free combination of outdoor units to meet installation space or efficiency requirements
- › Fits any building as also indoor installation is possible as a result of high external static pressure of up to 78.4 Pa. Indoor installation leads to less piping length, lower installation costs, increased efficiency and better visual aesthetics
- › Simplified installation & guaranteed optimal efficiency with automatic charging & testing
- › Easy compliance with F-gas regulation thanks to automated refrigerant containment check
- › Wide piping flexibility: 30m indoor height difference, maximum piping length: 190m, total piping length: 1,000m
- › The ability to control each conditioned zone individually keeps VRV system running costs to an absolute minimum
- › Spread your installation cost by phased installation
- › Wide range of indoor units: combine VRV indoor units and stylish indoor units as Daikin Emura, Nexura ...
- › Keep your system in top condition via our ACNSS service: 24/7 monitoring for maximum efficiency, extended Lifetime, immediate service support thanks to failure prediction and a clear understanding of operability and usage
- › Available as heating only by irreversible field setting



Outdoor unit				RYYQ8T	RYYQ10T	RYYQ12T	RYYQ14T	RYYQ16T	RYYQ18T	RYYQ20T
Capacity range			HP	8	10	12	14	16	18	20
Cooling capacity	Nom.		kW	22.4	28.0	33.5	40.0	45.0	50.0	56.0
Heating capacity	Nom.		kW	25.0	31.5	37.5	45.0	50.0	56.0	63.0
Power input - 50Hz	Cooling	Nom.	kW	5.2	7.29	8.98	11.0	13.0	14.7	18.5
	Heating	Nom.	kW	5.5	7.38	9.10	11.2	12.8	14.4	17.0
EER				4.30	3.84	3.73	3.64	3.46	3.40	3.03
ESEER				7.53 (1)	7.20 (1)	6.96 (1)	6.83 (1)	6.50 (1)	6.38 (1)	5.67 (1)
COP				4.55	4.27	4.12	4.02	3.91	3.89	3.71
Maximum number of connectable indoor units				64 (2)						
Indoor index connection	Min.			100	125	150	175	200	225	250
	Nom.			200	250	300	350	400	450	500
	Max.			260	325	390	455	520	585	650
Dimensions	Unit	HeightxWidthxDepth	mm	1,685x930x765			1,685x1,240x765			
Weight	Unit		kg	261	268		364		398	
Sound power level	Cooling	Nom.	dBA	78	79		81		86	
Sound pressure level	Cooling	Nom.	dBA	58		61		64	65	66
Operation range	Cooling	Min.~Max.	°CDB	-5~43						
	Heating	Min.~Max.	°CWB	-20~-15.5						
Refrigerant	Type			R-410A						
Piping connections	Liquid	OD	mm	9.52			12.7		15.9	
	Gas	OD	mm	19.1	22.2		28.6			
	Piping length	OU - IU	Max.	165 (3)						
	Total piping length	System	Actual	1,000 (3)						
	Level difference	OU - IU	m	90 (3) Outdoor unit in highest position / 90 (3) Indoor unit in highest position						
Power supply	Phase/Frequency/Voltage		Hz/V	3N~/50/380-415						
Current - 50Hz	Maximum fuse amps (MFA)		A	20	25	32		40		50

Outdoor system				RYYQ22T	RYYQ24T	RYYQ26T	RYYQ28T	RYYQ30T	RYYQ32T	RYYQ34T	RYYQ36T
System	Outdoor unit module 1			RYMQ10T	RYMQ8T	RYMQ12T			RYMQ16T		
	Outdoor unit module 2			RYMQ12T	RYMQ16T	RYMQ14T	RYMQ16T	RYMQ18T	RYMQ16T	RYMQ18T	RYMQ20T
Capacity range			HP	22	24	26	28	30	32	34	36
Cooling capacity	Nom.		kW	61.5	67.4	73.5	78.5	83.5	90.0	95.0	101.0
Heating capacity	Nom.		kW	69.0	75.0	82.5	87.5	93.5	100.0	106.0	113.0
Power input - 50Hz	Cooling	Nom.	kW	16.3	18.2	20.0	22.0	23.7	26.0	27.7	31.5
	Heating	Nom.	kW	16.5	18.3	20.3	21.9	23.5	25.6	27.2	29.8
EER				3.77	3.70	3.68	3.57	3.52	3.46	3.43	3.21
ESEER				7.07 (1)	6.81 (1)	6.89 (1)	6.69 (1)	6.60 (1)	6.50 (1)	6.44 (1)	6.02 (1)
COP				4.18	4.10	4.06	4.00	3.98	3.91	3.90	3.79
Maximum number of connectable indoor units				64 (2)							
Piping connections	Liquid	OD	mm	15.9			19.1				
	Gas	OD	mm	28.6			34.9			41.3	
	Piping length	OU - IU	Max.	165 (3)							
	Total piping length	System	Actual	1,000 (3)							
	Level difference	OU - IU	m	90 (3) Outdoor unit in highest position / 90 (3) Indoor unit in highest position							
Current - 50Hz	Maximum fuse amps (MFA)		A	63				80			

Outdoor system				RYYQ38T	RYYQ40T	RYYQ42T	RYYQ44T	RYYQ46T	RYYQ48T	RYYQ50T	RYYQ52T	RYYQ54T
System	Outdoor unit module 1			RYMQ8T	RYMQ10T			RYMQ12T	RYMQ14T	RYMQ16T		
	Outdoor unit module 2			RYMQ10T	RYMQ12T	RYMQ16T			RYMQ18T			
	Outdoor unit module 3			RYMQ20T	RYMQ18T	RYMQ16T		RYMQ18T				
Capacity range			HP	38	40	42	44	46	48	50	52	54
Cooling capacity	Nom.		kW	106.0	112.0	118.0	124.0	130.0	135.0	140.0	145.0	150.0
Heating capacity	Nom.		kW	120.0	125.0	132.0	138.0	145.0	150.0	156.0	162.0	168.0
Power input - 50Hz	Cooling	Nom.	kW	31.0			33.3	35.0	37.0	39.0	40.7	42.4
	Heating	Nom.	kW	29.9	30.9	33.0	34.7	36.8	38.4	40.0	41.6	43.2
EER				3.42	3.61	3.54		3.51	3.46	3.44	3.42	3.40
ESEER				6.36 (1)	6.74 (1)	6.65 (1)	6.62 (1)	6.60 (1)	6.50 (1)	6.46 (1)	6.42 (1)	6.38 (1)
COP				4.01	4.05	4.00	3.98	3.94	3.91	3.90	3.89	3.89
Maximum number of connectable indoor units				64 (2)								
Piping connections	Liquid	OD	mm	19.1								
	Gas	OD	mm	41.3								
	Piping length	OU - IU	Max.	165 (3)								
	Total piping length	System	Actual	1,000 (3)								
	Level difference	OU - IU	m	90 (3) Outdoor unit in highest position / 90 (3) Indoor unit in highest position								
Current - 50Hz	Maximum fuse amps (MFA)		A	100				125				

Outdoor unit module				RYMQ8T	RYMQ10T	RYMQ12T	RYMQ14T	RYMQ16T	RYMQ18T	RYMQ20T
Dimensions	Unit	HeightxWidthxDepth	mm	1,685x930x765			1,685x1,240x765			
Weight	Unit		kg	188	195		309		319	
Sound power level	Cooling	Nom.	dBA	78	79		81		86	
Sound pressure level	Cooling	Nom.	dBA	58		61		64	65	66
Operation range	Cooling	Min.~Max.	°CDB	-5~43						
	Heating	Min.~Max.	°CWB	-20~-15.5						
Refrigerant	Type			R-410A						
Power supply	Phase/Frequency/Voltage		Hz/V	3N~/50/380-415						
Current - 50Hz	Maximum fuse amps (MFA)		A	20	25	32		40		50

(1) The AUTOMATIC ESEER value corresponds with normal VRV IV Heat Pump operation, taking into account advanced energy saving operation functionality (variable refrigerant temperature control operation) (2) Actual number of connectable indoor units depends on the indoor unit type (VRV indoor, Hydrobox, RA indoor, etc.) and the connection ratio restriction for the system (50% ≤ CR ≤ 130%) (3) Refer to technical specifications for more detail



Outdoor unit				RXYQ8T	RXYQ10T	RXYQ12T	RXYQ14T	RXYQ16T	RXYQ18T	RXYQ20T
Capacity range			HP	8	10	12	14	16	18	20
Cooling capacity	Nom.		kW	22.4	28.0	33.5	40.0	45.0	50.0	56.0
Heating capacity	Nom.		kW	25.0	31.5	37.5	45.0	50.0	56.0	63.0
Power input - 50Hz	Cooling	Nom.	kW	5.21	7.29	8.98	11.0	13.0	14.7	18.5
	Heating	Nom.	kW	5.5	7.38	9.10	11.2	12.8	14.4	17.0
EER				4.30	3.84	3.73	3.64	3.46	3.40	3.03
ESEER				7.53 (1)	7.20 (1)	6.96 (1)	6.83 (1)	6.50 (1)	6.38 (1)	5.67 (1)
COP				4.54	4.27	4.12	4.02	3.91	3.89	3.71
Maximum number of connectable indoor units				64 (2)						
Indoor index connection	Min.			100	125	150	175	200	225	250
	Nom.			200	250	300	350	400	450	500
	Max.			260	325	390	455	520	585	650
Dimensions	Unit	HeightxWidthxDepth	mm	1,685x930x765				1,685x1,240x765		
Weight	Unit			kg						
Sound power level	Cooling	Nom.		dBA	78	79	81	86		88
Sound pressure level	Cooling	Nom.		dBA	58		61	64	65	66
Operation range	Cooling	Min.~Max.		°CDB	-5~43					
	Heating	Min.~Max.		°CWB	-20~-15.5					
Refrigerant	Type			R-410A						
Piping connections	Liquid	OD	mm	9.52			12.7		15.9	
	Gas	OD	mm	19.1	22.2	28.6				
	Piping length	OU - IU	Max.	m						
	Total piping length	System	Actual	m						
	Level difference	OU - IU	m							
Power supply	Phase/Frequency/Voltage			Hz/V						
Current - 50Hz	Maximum fuse amps (MFA)			A	20	25	32	40		50

Outdoor system				RXYQ22T	RXYQ24T	RXYQ26T	RXYQ28T	RXYQ30T	RXYQ32T	RXYQ34T	RXYQ36T
System	Outdoor unit module 1			RXYQ10T	RXYQ8T	RXYQ12T				RXYQ16T	
	Outdoor unit module 2			RXYQ12T	RXYQ16T	RXYQ14T	RXYQ16T	RXYQ18T	RXYQ16T	RXYQ18T	RXYQ20T
Capacity range			HP	22	24	26	28	30	32	34	36
Cooling capacity	Nom.		kW	61.5	67.4	73.5	78.5	83.5	90.0	95.0	101.0
Heating capacity	Nom.		kW	69.0	75.0	82.5	87.5	93.5	100.0	106.0	113.0
Power input - 50Hz	Cooling	Nom.	kW	16.3	18.2	20.0	22.0	23.7	26.0	27.7	31.5
	Heating	Nom.	kW	16.5	18.3	20.3	21.9	23.5	25.6	27.2	29.8
EER				3.77	3.70	3.68	3.57	3.52	3.46	3.43	3.21
ESEER				7.07 (1)	6.81 (1)	6.89 (1)	6.69 (1)	6.60 (1)	6.50 (1)	6.44 (1)	6.02 (1)
COP				4.18	4.10	4.06	4.00	3.98	3.91	3.90	3.79
Maximum number of connectable indoor units				64 (2)							
Piping connections	Liquid	OD	mm	15.9			19.1				
	Gas	OD	mm	28.6	34.9				41.3		
	Piping length	OU - IU	Max.	m							
	Total piping length	System	Actual	m							
	Level difference	OU - IU	m								
Current - 50Hz	Maximum fuse amps (MFA)			A	63				80		

Outdoor system				RXYQ38T	RXYQ40T	RXYQ42T	RXYQ44T	RXYQ46T	RXYQ48T	RXYQ50T	RXYQ52T	RXYQ54T
System	Outdoor unit module 1			RXYQ8T	RXYQ10T		RXYQ12T	RXYQ14T	RXYQ16T			RXYQ18T
	Outdoor unit module 2			RXYQ10T	RXYQ12T	RXYQ16T				RXYQ18T		
	Outdoor unit module 3			RXYQ20T	RXYQ18T	RXYQ16T				RXYQ18T		
Capacity range			HP	38	40	42	44	46	48	50	52	54
Cooling capacity	Nom.		kW	106.0	112.0	118.0	124.0	130.0	135.0	140.0	145.0	150.0
Heating capacity	Nom.		kW	120.0	125.0	132.0	138.0	145.0	150.0	156.0	162.0	168.0
Power input - 50Hz	Cooling	Nom.	kW	31.0			33.3	35.0	37.0	39.0	40.7	42.4
	Heating	Nom.	kW	29.9	30.9	33.0	34.7	36.8	38.4	40.0	41.6	43.2
EER				3.42	3.61	3.54		3.51	3.46	3.44	3.42	3.40
ESEER				6.36 (1)	6.74 (1)	6.65 (1)	6.62 (1)	6.60 (1)	6.50 (1)	6.46 (1)	6.42 (1)	6.38 (1)
COP				4.01	4.05	4.00	3.98	3.94	3.91	3.90	3.89	3.89
Maximum number of connectable indoor units				64 (2)								
Piping connections	Liquid	OD	mm	19.1								
	Gas	OD	mm	41.3								
	Piping length	OU - IU	Max.	m								
	Total piping length	System	Actual	m								
	Level difference	OU - IU	m									
Current - 50Hz	Maximum fuse amps (MFA)			A	100				125			

(1) The AUTOMATIC ESEER value corresponds with normal VRV IV Heat Pump operation, taking into account advanced energy saving operation functionality (variable refrigerant temperature control operation) (2) Actual number of connectable indoor units depends on the indoor unit type (VRV indoor, Hydrobox, RA indoor, etc.) and the connection ratio restriction for the system (50% ≤ CR ≤ 130%) (3) Refer to technical specifications for more detail

### VRV III-S



RXYSQ-P8V1  
RXYSQ-P8Y1

- > For residential and light commercial applications
- > Energy efficient heating system based on air source heat pump technology
- > Low energy bills and low CO<sub>2</sub> emissions
- > Possibility to connect up to 9 indoor units
- > All indoor units can be individually controlled and do not need to be installed in the same room or even at the same time.
- > Wide range of indoor units: either connect VRV or stylish indoor units such as Daikin Emura, Nexura ...
- > Possibility to combine different types of indoor units: wall mounted, floor standing, concealed ceiling, ceiling suspended, round flow or 4-way blow cassettes
- > Small capacities: 4, 5 & 6HP
- > Slim design for flexible installation
- > 3 steps in night quiet mode: step 1: 47dBA, step 2: 44 dBA, step 3: 41 dBA
- > Easy installation thanks to automatic refrigerant charging operation, automatic test operation
- > Possibility to limit peak power consumption between 30 and 80%, for example during periods with high power demand



## Heating & Cooling

Outdoor unit				RXYSQ4P8V1	RXYSQ5P8V1	RXYSQ6P8V1	RXYSQ4P8Y1	RXYSQ5P8Y1	RXYSQ6P8Y1	
Capacity range			HP	4	5	6	4	5	6	
Cooling capacity	Nom.		kW	12.6	14.0	15.5	12.6	14.0	15.5	
Heating capacity	Nom.		kW	14.2	16.0	18.0	14.2	16.0	18.0	
Power input - 50Hz	Cooling	Nom.	kW	3.24	3.51	4.53	3.33	3.61	4.66	
	Heating	Nom.	kW	3.12	3.86	4.57	3.21	3.97	4.70	
EER				3.89	3.99	3.42	3.78	3.88	3.33	
COP				4.55	4.15	3.94	4.42	4.03	3.83	
Maximum number of connectable indoor units				8 (1) / 8 (2)	10 (1) / 9 (2)	12 (1) / 9 (2)	8 (1) / 8 (2)	10 (1) / 9 (2)	12 (1) / 9 (2)	
Indoor index connection	Min.			50	62.5	70	50	62.5	70	
	Nom.									
	Max.			130	162.5	182	130	162.5	182	
Dimensions	Unit	HeightxWidthxDepth	mm	1,345x900x320						
Weight	Unit		kg	120						
Sound power level	Cooling	Nom.	dBA	66	67	69	66	67	69	
	Heating	Nom.	dBA	50	51	53	50	51	53	
Sound pressure level	Cooling	Nom.	dBA	52	53	55	52	53	55	
	Heating	Nom.	dBA							
Operation range	Cooling	Min.~Max.	°CDB	-5~46						
	Heating	Min.~Max.	°CWB	-20~15.5						
Refrigerant	Type			R-410A						
Piping connections	Liquid	OD	mm	9.52						
	Gas	OD	mm	15.9 (1) / 19.1 (2)	15.9 (1) / 19.1 (2)	19.1	15.9 (1) / 19.1 (2)	15.9 (1) / 19.1 (2)	19.1	
	Total piping length	System	Actual	m	300 (1) / 115 (2)	300 (1) / 135 (2)	300 (1) / 145 (2)	300 (1) / 115 (2)	300 (1) / 135 (2)	300 (1) / 145 (2)
	Level difference	OU - IU		m	50(1) / 40(2) (Outdoor unit in highest position) / 30 (Indoor unit in highest position)					
Power supply	Phase/Frequency/Voltage		Hz/V	1N~/50/220-240			3N~/50/380-415			
Current - 50Hz	Maximum fuse amps (MFA)		A	32.0			16.0			

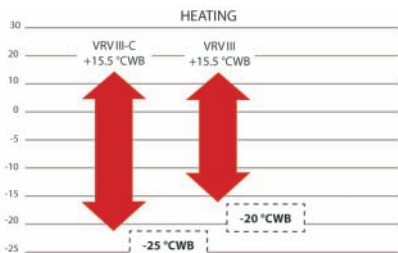
(1) In case VRV indoor units are connected (2) In case RA indoors are connected





RTSYQ14-16PA

- › First system in the industry developed for heating operation in low ambient conditions, making it suitable for single source heating
- › Extended operation range down to -25°C in heating



- › High COP values at low ambients thanks to the two stage compression technology (COP values of 3.0 and more at -10°C)
- › Improved comfort thanks to shorter defrost time
- › Shorter heat up time compared to standard VRVIII heat pump
- › Easy installation thanks to automatic refrigerant charging operation, automatic test operation
- › Connectable to all VRV indoor units, ventilation and control systems
- › Keep your system in top condition via our ACNSS service: 24/7 monitoring for maximum efficiency, extended lifetime, immediate service support thanks to failure prediction and a clear understanding of operability and usage



## Heating & Cooling

Outdoor system				RTSYQ10PA	RTSYQ14PA	RTSYQ16PA	RTSYQ20PA	
System	Outdoor unit module 1			RTSQ10PA	RTSQ14PA	RTSQ16PA	RTSQ8PA	
	Outdoor unit module 2			-			RTSQ12PA	
Function unit			BTSQ20P					
Capacity range			HP	10	14	16	20	
Cooling capacity	Nom.			kW	28.0 (1)	40.0 (1)	56.0 (1)	
Heating capacity	Nom.			kW	31.5 (2) / 28.0 (3)	45.0 (2) / 40.0 (3)	63.0 (2) / 55.9 (3)	
Power input - 50Hz	Cooling	Nom.			kW	7.90 (1)	12.6 (1)	14.9 (1)
	Heating	Nom.			kW	7.78 (2) / 8.18 (3)	11.4 (2) / 12.8 (3)	13.0 (2) / 15.0 (3)
EER						3.54 (1)	3.17 (1)	3.02 (1)
COP						4.05 (2) / 3.42 (3)	3.95 (2) / 3.13 (3)	3.85 (2) / 3.00 (3)
Maximum number of connectable indoor units				21	30	34	43	
Sound pressure level	Cooling	Max./Nom.		dB(A)	62/60	63/61	65/63	
Piping connections	Liquid	OD		mm	9.52	12.7		
	Gas	OD		mm	22.2	28.6		
	Oil equalizing	OD		mm	-			
	Piping length	OU - IU	Max.	m	165			
	Total piping length	System	Actual	m	500			
	Level difference	OU - IU		m	50 (outdoor unit in highest position) / 40 (indoor unit in highest position)			
Current - 50Hz	Maximum fuse amps (MFA)			A	25	35	40	


(1) Cooling: Indoor temp. 27°CDB, 19°CWB; outdoor temp. 35°CDB; equivalent piping length: 7.5m; level difference: 0m; function unit length: 6m; (2) Heating: Indoor temp. 20°CDB; outdoor temp. 7°CWB, 6°CWB; equivalent piping length: 7.5m; level difference: 0m; function unit length: 6m; (3) Heating: Indoor temp. 20°CDB; outdoor temp. -10°CWB; equivalent piping length: 7.5m; level difference 0m; function unit length: 6m

Outdoor unit module				BTSQ20P	RTSQ8PA	RTSQ10PA	RTSQ12PA	RTSQ14PA	RTSQ16PA
Dimensions	Unit	HeightxWidthxDepth		mm	1,570x460x765		1,680x930x765		
Weight	Unit			kg	110	205	257	338	344
Sound power level	Cooling	Nom.		dB(A)	-				
Operation range	Cooling	Min.~Max.		°CDB	-5~43				
	Heating	Min.~Max.		°CWB	-25~-15.5				
Refrigerant	Type			R-410A					
Power supply	Phase/Frequency/Voltage			Hz/V					
Current - 50Hz	Maximum fuse amps (MFA)			A	20	25	35	40	



RXYCQ14-20A

- > For smaller projects with standard cooling & heating requirements
- > Fits any building as also indoor installation is possible as a result of high external static pressure of up to 78.4 Pa. Indoor installation leads to less piping length, lower installation costs, increased efficiency and better visual aesthetics
- > The ability to control each conditioned zone individually keeps VRV system running costs to an absolute minimum
- > Spread your installation cost by phased installation
- > Connectable to all standard VRV indoor units, controls and ventilation
- > For latest information, see page 349



## Heating & Cooling

Outdoor unit				RXYCQ8A	RXYCQ10A	RXYCQ12A	RXYCQ14A	RXYCQ16A	RXYCQ18A	RXYCQ20A	
Capacity range			HP	8	10	12	14	16	18	20	
Cooling capacity	Nom.		kW	20.0	25.0	30.0	35.0	40.0	45.0	50.0	
	Nom.		kW	22.4	28.00	33.6	37.5	44.8	50.4	56.0	
Power input - 50Hz	Cooling	Nom.	kW	6.60	6.74	8.77	11.4	12.9	15.0	17.8	
	Heating	Nom.	kW	5.90	7.00	8.62	9.74	11.8	13.8	16.0	
EER				3.03	3.71	3.42	3.07	3.10	3.00	2.81	
COP				3.86	4.00	3.90	3.85	3.80	3.65	3.50	
Maximum number of connectable indoor units				13	16	24	28	32	36	40	
Indoor index connection	Min.			100	125	150	175	200	225	250	
	Nom.			200	250	300	350	400	450	500	
	Max.			200	250	360	420	480	540	600	
Dimensions	Unit	HeightxWidthxDepth	mm	1,680x635x765			1,680x930x765			1,680x1,240x765	
Weight	Unit		kg	159	187	240		316		324	
Sound power level	Cooling	Nom.	dB(A)	78			81		86		88
	Cooling	Nom.	dB(A)	58	59	61	61	64	65	66	
Operation range	Cooling	Min.~Max.	°CDB	-5~43							
	Heating	Min.~Max.	°CWB	-20~15							
Refrigerant			Type	R-410A							
Piping connections	Liquid	OD	mm	9.52			12.7			15.9	
	Gas	OD	mm	15.9	19.1	22.2	28.6	28.6	28.6	28.6	
	Piping length	OU - IU	Max.	135							
	Total piping length	System	Actual	300							
	Level difference	OU - IU	m	30 (Outdoor unit in highest position)							
Power supply			Phase/Frequency/Voltage	3N~/50/380-415							

(1) Connection ratio is 50~120%. If only FXFQ20,25 units are connected, maximum connection ratio is 100%



REYQ8-16P8/P9



- > Increased EER/COP thanks to the redesigned 8 and 12HP stand alone units and 8HP modular unit
- > Wide range of outdoor units: from 8 to 48HP in 2HP increment steps (21 system combinations)
- > No less than 64 indoor units can be connected to a single system
- > Flexible combination of outdoor units: small footprint combination, high COP combination or any other combination of your choice
- > Continuous heating (resulting in a higher integrated heating capacity)
- > 'High sensible mode': allows the VRV system to work with increased sensible capacity in cooling mode, resulting in higher efficiency and improved comfort
- > Easy installation thanks to automatic refrigerant charging operation, automatic test operation
- > Wide piping flexibility: maximum piping length: 165m, total piping length: 1,000m
- > The ability to control each conditioned zone individually keeps VRV system running costs to an absolute minimum
- > Only those areas calling for air conditioning need to be cooled or heated; the system can be shut down completely in unoccupied rooms.
- > Quick cool/heat change over
- > Improved refrigerant containment check
- > 2 steps in night quiet mode: step 1: 50 dBA, step 2: 45 dBA
- > Possibility to extend the operation range in cooling down to -20°C
- > Keep your system in top condition via our ACNSS service: 24/7 monitoring for maximum efficiency, extended lifetime, immediate service support thanks to failure prediction and a clear understanding of operability and usage

REYQ-P8/P9		8	10	12	14	16	18	20	22	24	26	28
Stand alone units	REYQ8P9	1					Not Applicable					
	REYQ10P8		1									
	REYQ12P9			1								
	REYQ14P8				1							
	REYQ16P8					1						
Modular units	REMQ8P9	Not Applicable					1	1				
	REMQ10P8	Not Applicable					1		1		1	
	REMQ12P8	Not Applicable						1	1	2		1
	REMQ14P8	Not Applicable										
	REMQ16P8	Not Applicable									1	1

REYQ-P8/P9		30	32	34	36	38	40	42	44	46	48
Stand alone units	REYQ8P9	Not Applicable									
	REYQ10P8										
	REYQ12P9										
	REYQ14P8										
	REYQ16P8										
Modular units	REMQ8P9			1	1						
	REMQ10P8			1		1		1			
	REMQ12P8				1	1	2		1		
	REMQ14P8	1								1	
	REMQ16P8	1	2	1	1	1	1	2	2	2	3

# Heat recovery

Outdoor unit				REYQ8P9	REYQ10P8	REYQ12P9	REYQ14P8	REYQ16P8	
Capacity range			HP	8	10	12	14	16	
Cooling capacity	Nom.		kW	22.4	28.0	33.5	40.0	45.0	
Heating capacity	Nom.		kW	25.0	31.5	37.5	45.0	50.0	
Power input - 50Hz	Cooling	Nom.	kW	5.20	7.09	8.72	11.4	14.1	
	Heating	Nom.	kW	5.71	7.38	8.84	11.0	12.8	
EER				4.31	3.95	3.84	3.51	3.19	
COP				4.38	4.27	4.24	4.09	3.91	
Maximum number of connectable indoor units				17	21	26	30	34	
Indoor index connection	Min.			100	125	150	175	200	
	Nom.			200	250	300	350	400	
	Max.			260	325	390	455	520	
Dimensions	Unit	HeightxWidthxD	mm	1,680x1,300x765					
Weight	Unit		kg	331				339	
Sound power level	Cooling	Nom.	dBA	78		80	83	84	
Sound pressure level	Cooling	Nom.	dBA	58		60	62	63	
Operation range	Cooling	Min.~Max.	°CDB	-20 / -5~43					
	Heating	Min.~Max.	°CWB	-20~-15.5					
Refrigerant	Type			R-410A					
Piping connections	Liquid	OD	mm	9.52			12.7		
	Gas	OD	mm	19.1	22.2		28.6		
	Discharge gas	OD	mm	15.9	19.10			22.2	
	Piping length	OU - IU	Max.	m					165
	Total piping length	System	Actual	m					1,000
	Level difference	OU - IU		m					50 (outdoor unit in highest position) / 40 (indoor unit in highest position)
	Power supply	Phase/Frequency/Voltage		Hz/V	3~/50/380-415				
Current - 50Hz	Maximum fuse amps (MFA)		A	20		25		40	

Outdoor system				REYQ18P9	REYQ20P9	REYQ22P8	REYQ24P8	REYQ26P8	REYQ28P8	REYQ30P8	REYQ32P8	
System	Outdoor unit module 1			REMQ8P9		REMQ10P8	REMQ12P8	REMQ10P8	REMQ12P8	REMQ14P8	REMQ16P8	
	Outdoor unit module 2			REMQ10P8	REMQ12P8			REMQ16P8				
Capacity range			HP	18	20	22	24	26	28	30	32	
Cooling capacity	Nom.		kW	50.4	55.9	61.5	67.0	73.0	78.5	85.0	90.0	
Heating capacity	Nom.		kW	56.5	62.5	69.0	75.0	81.5	87.5	95.0	100	
Power input - 50Hz	Cooling	Nom.	kW	12.7	14.9	17.0	19.2	21.8	23.8	26.6	28.4	
	Heating	Nom.	kW	13.4	15.2	17.1	18.9	20.6	22.3	24.2	25.8	
EER				3.97	3.75	3.62	3.49	3.35	3.29	3.19	3.16	
COP				4.22	4.11	4.04	3.97	3.96	3.92		3.87	
Maximum number of connectable indoor units				39	43	47	52	56	60	64		
Sound power level	Cooling	Nom.	dBA	81		83						
Sound pressure level	Cooling	Nom.	dBA	61	62	63						
Piping connections	Liquid	OD	mm	15.9			19.1					
	Gas	OD	mm	28.6		34.9						
	Discharge gas	OD	mm	22.2	28.6							
	Oil equalizing	OD	mm	19.1								
	Piping length	OU - IU	Max.	m								165
	Total piping length	System	Actual	m								1,000
	Level difference	OU - IU		m								50 (outdoor unit in highest position) / 40 (indoor unit in highest position)
Current - 50Hz	Maximum fuse amps (MFA)		A	45		50		60		70		

Outdoor system				REYQ34P9	REYQ36P9	REYQ38P8	REYQ40P8	REYQ42P8	REYQ44P8	REYQ46P8	REYQ48P8	
System	Outdoor unit module 1			REMQ8P9		REMQ10P8	REMQ12P8	REMQ10P8	REMQ12P8	REMQ14P8	REMQ16P8	
	Outdoor unit module 2			REMQ10P8	REMQ12P8			REMQ16P8				
	Outdoor unit module 3			REMQ16P8								
Capacity range			HP	34	36	38	40	42	44	46	48	
Cooling capacity	Nom.		kW	95.4	101	107	112	118	124	130	135	
Heating capacity	Nom.		kW	107	113	119	125	132	138	145	150	
Power input - 50Hz	Cooling	Nom.	kW	26.9	29.1	31.2	33.4	35.8	38.0	40.8	42.6	
	Heating	Nom.	kW	26.3	28.1	30.0	31.8	33.5	35.2	37.1	38.7	
EER				3.55	3.47	3.43	3.35	3.29	3.26	3.18	3.16	
COP				4.07	4.02	3.96	3.93	3.94	3.92	3.90	3.87	
Maximum number of connectable indoor units				64								
Sound power level	Cooling	Nom.	dBA	84		85						
Sound pressure level	Cooling	Nom.	dBA	64			65					
Piping connections	Liquid	OD	mm	19.1								
	Gas	OD	mm	34.9	41.3							
	Discharge gas	OD	mm	28.6		34.9						
	Oil equalizing	OD	mm	19.1								
	Piping length	OU - IU	Max.	m								165
	Total piping length	System	Actual	m								1,000
	Level difference	OU - IU		m								50 (outdoor unit in highest position) / 40 (indoor unit in highest position)
Current - 50Hz	Maximum fuse amps (MFA)		A	80		90		100		110		

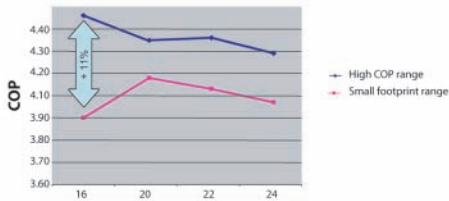
Outdoor unit module				REMQ8P9	REMQ10P8	REMQ12P8	REMQ14P8	REMQ16P8
Dimensions	Unit	HeightxWidthxD	mm	1,680x930x765				1,680x1,240x765
Weight	Unit		kg	204		254		334
Sound power level	Cooling	Nom.	dBA	78				80
Operation range	Cooling	Min.~Max.	°CDB	-5~43				
	Heating	Min.~Max.	°CWB	-20~-15				
Refrigerant	Type			R-410A				
Power supply	Phase/Frequency/Voltage		Hz/V	3~/50/380-415				
Current - 50Hz	Maximum fuse amps (MFA)		A	25				40






REYHQ16P

- Top energy efficiency in Daikin heat recovery range, thanks to the redesigned 8HP modular unit and newly developed 12HP high COP modular unit



- Wide range of indoor units: 15 different models in a total of 76 variations
- Continuous heating (resulting in a higher integrated heating capacity)
- 'High sensible mode': allows the VRV system to work with increased sensible capacity in cooling mode, resulting in higher efficiency and improved comfort
- Easy installation thanks to automatic refrigerant charging operation, automatic test operation
- Wide piping flexibility: maximum piping length: 165m, total piping length: 1,000m
- The ability to control each conditioned zone individually keeps VRV system running costs to an absolute minimum
- Only those areas calling for air conditioning need to be cooled or heated; the system can be shut down completely in unoccupied rooms.
- Quick cool/heat change over
- Improved refrigerant containment check
- 2 steps in night quiet mode: step 1: 50 dBA, step 2: 45 dBA
- Possibility to extend the operation range in cooling down to -20°C
- Keep your system in top condition via our ACNSS service: 24/7 monitoring for maximum efficiency, extended lifetime, immediate service support thanks to failure prediction and a clear understanding of operability and usage



## Heat recovery

Outdoor system				REYHQ16P	REYHQ20P	REYHQ22P	REYHQ24P
System	Outdoor unit module 1			REM8P9		REM10P8	REM12P8
	Outdoor unit module 2			REM8P9		REM12P8	
Capacity range			HP	16	20	22	24
Cooling capacity	Nom.		kW	45.0	56.0	61.5	67.0
Heating capacity	Nom.		kW	50.0	62.5	69.0	75.0
Power input - 50Hz	Cooling	Nom.	kW	10.5	13.9	16.0	17.2
	Heating	Nom.	kW	11.5	14.3	16.3	17.2
EER				4.29	4.04	3.84	3.89
COP					4.36	4.24	4.37
Maximum number of connectable indoor units				34	43	47	52
Sound power level	Cooling	Nom.	dBA	82		85	87
Sound pressure level	Cooling	Nom.	dBA	62		64	66
Piping connections	Liquid	OD	mm	12.7		15.9	
	Gas	OD	mm		28.6		34.9
	Piping length	OU - IU	Max.	m		165	
	Total piping length	System	Actual	m		1,000	
	Level difference	OU - IU	m	50 (outdoor unit in highest position) / 40 (indoor unit in highest position)			
Current - 50Hz	Maximum fuse amps (MFA)	A		50	63		80

Outdoor unit module				REM8P9	REM10P8	REM12P8
Dimensions	Unit	HeightxWidthxDepth	mm	1,680x930x765		1,680x1,300x765
Weight	Unit		kg	204	254	331
Sound power level	Cooling	Nom.	dBA	78		-
Operation range	Cooling	Min.~Max.	°CDB			-5~43
	Heating	Min.~Max.	°CWB			-20~15
Refrigerant	Type			R-410A		
Power supply	Phase/Frequency/Voltage		Hz/V	3~/50/380-415		3N~/50/380-415
Current - 50Hz	Maximum fuse amps (MFA)	A		25		40



REYAQ-P


- › Temperature control, fresh air provision, Biddle air curtains and hot water production all integrated in a single system
- › Heat recovery maximises energy efficiency with COPs of up to 8 possible!
- › Free heating provided by transferring heat from areas requiring cooling to areas requiring heating or hot water
- › Perfect comfort: simultaneous heating and cooling
- › Compact size leaves maximum floorspace
- › Fits any building with either outdoor or indoor installation possible (high external static pressure up to 78.4Pa)
- › The ability to control each conditioned zone individually keeps VRV system running costs to an absolute minimum
- › Spread your installation cost by phased installation
- › Wide range of indoor units: 15 different models in a total of 76 variations
- › Keep your system in top condition via our ACNSS service: 24/7 monitoring for maximum efficiency, extended lifetime, immediate service support thanks to failure prediction and a clear understanding of operability and usage



## Heat recovery

Outdoor unit				REYAQ10P	REYAQ12P	REYAQ14P	REYAQ16P
Capacity range		HP	10	12	14	16	
Cooling capacity	Nom.	kW	28	33.5	40	45	
Heating capacity	Nom.	kW	31.5	37.5	45	50	
Power input - 50Hz	Cooling	Nom.	7.09	8.72	11.4	14.1	
	Heating	Nom.	7.38	8.84	11.0	12.8	
EER			3.95	3.84	3.51	3.19	
COP			4.27	4.24	4.09	3.91	
Maximum number of connectable indoor units			21	26	30	34	
Indoor index connection	Min.		125	150	175	200	
	Nom.		250	300	350	400	
	Max.		325	390	455	520	
Dimensions	Unit	HeightxWidthxDepth	mm				
			1,680x1,300x765				
Weight	Unit		331		339		
Sound power level	Cooling	Nom.	78	80	83	84	
Sound pressure level	Cooling	Nom.	58	60	62	63	
Operation range	Cooling	Min.~Max.	°CDB				
	Heating	Min.~Max.	°CWB				
	Hot water production	Space heating	Min.~Max.	-20~-20 / 24 (1)	-20~-20 / 24 (1)	-20~-20 / 24 (1)	-20~-20 / 24 (1)
		Domestic hot water	Min.~Max.	°CDB			
Refrigerant	Type	R-410A					
Piping connections	Liquid	OD	9.52		12.7		
	Gas	OD	22.2		28.6		
	Discharge gas	OD	19.1		22.2		
	Piping length	OU - IU	Max.	100			
	Total piping length	System	Actual	300			
	Level difference	OU - IU	m	40 (outdoor unit in highest position) / 40 (indoor unit in highest position)			
Power supply	Phase/Frequency/Voltage	Hz/V	3~/50/380-415				
Current - 50Hz	Maximum fuse amps (MFA)	A	25		40		

(1) Field setting



BSVQ-P8

- > Allows individual cool / heat switching of 1 group of indoor units
- > Maximum design flexibility because individual and multi boxes can be combined in one system
- > Low built-in height
- > No drain piping needed
- > Allows multi tenant applications (option PCB required)

## Heat recovery

				BSVQ100P8	BSVQ160P8	BSVQ250P8
Power input	Cooling	Nom.	kW	0.005		
	Heating	Nom.	kW	0.005		
Maximum number of connectable indoor units				6	8	
Maximum capacity index of connectable indoor units				15 < x ≤ 100	100 < x ≤ 160	160 < x ≤ 250
Casing	Material			Galvanised steel plate		Galvanised steel
Dimensions	Unit	HeightxWidthxDepth mm		207x388x326		
Weight	Unit			12		15
Piping connections	Outdoor unit	Liquid	Type/OD mm	Braze connection/9.5		
		Gas	Type/OD mm	Braze connection/15.9	Braze connection/15.9	Braze connection/22.2
		Discharge gas	Type/OD mm	Braze connection/12.7	Braze connection/12.7	Braze connection/19.1
	Indoor unit	Liquid	Type/OD mm	Braze connection/9.5		
		Gas	Type/OD mm	Braze connection/15.9	Braze connection/22.2	
		Gas	Type/OD mm	Braze connection/15.9		
Sound absorbing thermal insulation				Foamed polyurethane, frame resisting needle felt		
Power supply	Phase/Frequency/Voltage		Hz/V	1~/50/220-240		
Total circuit	Maximum fuse amps (MFA)		A	15		

# BSV4/6Q-PV

# Multi branch selector for VRV heat recovery



BSV4Q100PV

- > Faster installation thanks to a reduced number of brazing points and wiring
- > Allows individual cool / heat switching for up to 4 groups of indoor units
- > Maximum design flexibility because individual and multi boxes can be combined in one system
- > Low built-in height
- > No drain piping needed

## Heat recovery

				BSV4Q100PV	BSV6Q100PV	
Power input	Cooling	Nom.	kW	0.020	0.030	
	Heating	Nom.	kW	0.020	0.030	
Maximum number of connectable indoor units				24	36	
Maximum number of connectable indoor units per branch				6		
Number of branches				4	6	
Maximum capacity index of connectable indoor units				400	600	
Maximum capacity index of connectable indoor units per branch				100		
Casing	Material			Galvanised steel plate		
Dimensions	Unit	HeightxWidthxDepth mm		209x1,053x635	209x1,577x635	
Weight	Unit			60	89	
Piping connections	Outdoor unit	Liquid	Type/OD mm	Braze connection/12.7		
		Gas	Type/OD mm	Braze connection/28.6		
		Discharge gas	Type/OD mm	Braze connection/19.1	Braze connection/28.6	
	Indoor unit	Liquid	Type/OD mm	Braze connection/9.5		
		Gas	Type/OD mm	Braze connection/15.9		Braze connection/28.6
		Gas	Type/OD mm	Braze connection/15.9		
Sound absorbing thermal insulation				Foamed polyurethane, frame resisting needle felt		
Power supply	Phase/Frequency/Voltage		Hz/V	1~/50/220-240		
Total circuit	Maximum fuse amps (MFA)		A	15		

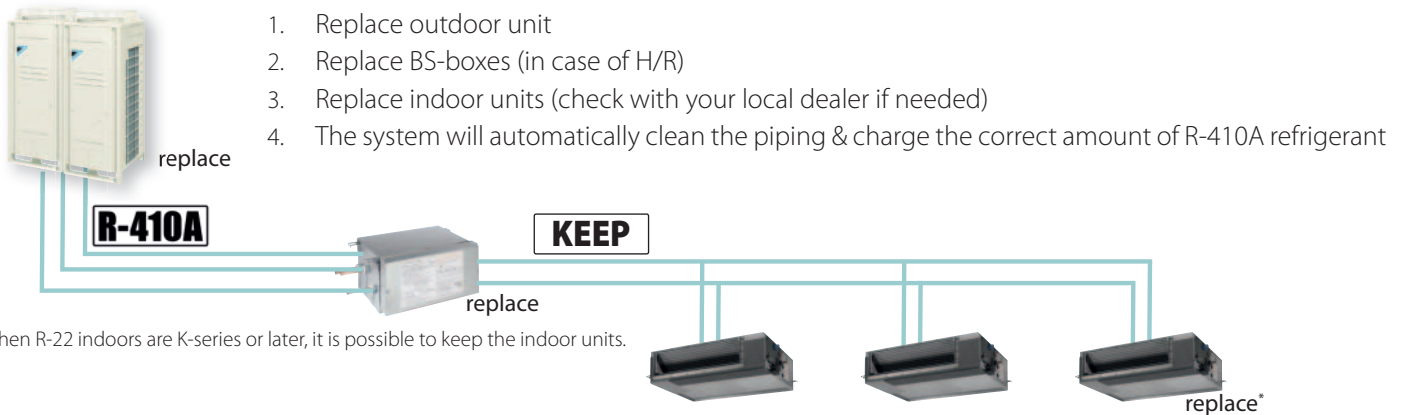




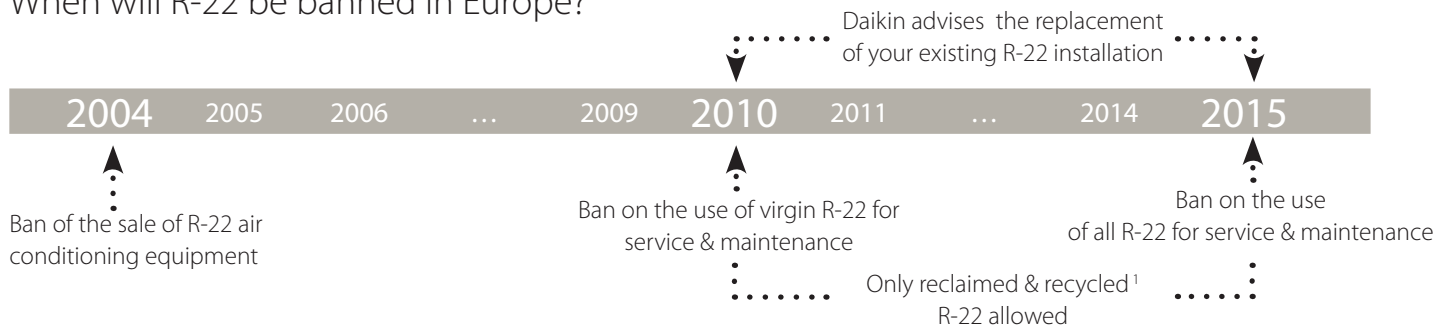


## THE DAIKIN SOLUTION TO R-22 PHASE-OUT

Replace your R-22 / R-407C outdoor unit with R-410A technology, but keep your refrigerant piping and in some cases your indoor units<sup>1</sup>.



### When will R-22 be banned in Europe?

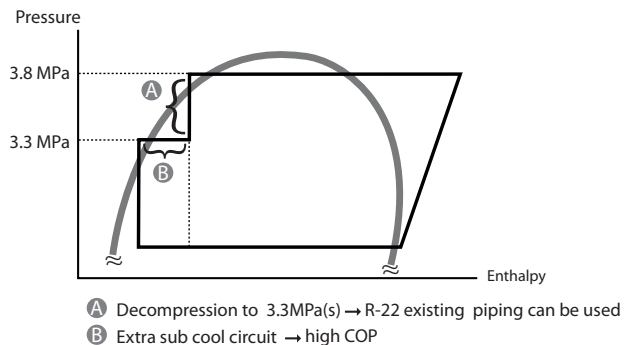


<sup>1</sup> Recycled: re-use of R-22 following a basic cleaning process. Recycled R-22 must be re-used by the same company that carried out the recovery (can be done by installer)  
Reclaimed: reprocessed R-22 in order to meet the equivalent performance of virgin R-22 (by specialized company)

## TECHNOLOGIES OF VRVIII-Q?

### REDUCED PRESSURE

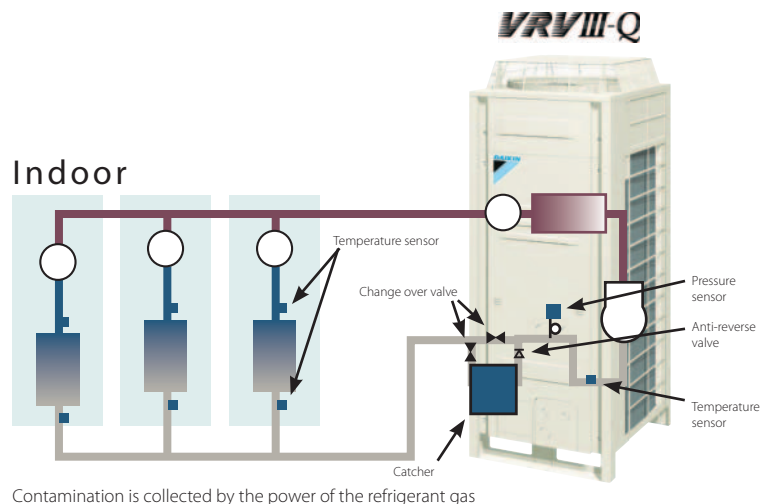
As R-22 VRV systems used to work on a lower pressure than R-410A systems / thus the copper refrigerant piping was also designed for these lower pressures. Therefore the Replacement VRV (VRVIII-Q) must operate at lower pressures than the standard VRVIII series. However thanks to the sub cool circuit a high efficiency level can be kept even with the lower pressures.



### REFRIGERANT PIPE CLEANING

When replacing an air conditioning system, the piping is normally replaced as well since traces of old refrigerant and oil mixed with the oil and refrigerant of the new system can cause the equipment to malfunction.

In order to allow re-use of existing R-22 piping with an R-410A system Daikin developed a technology to capture and retain the contamination left in the refrigerant piping. The refrigerant including the remaining oil from the R-22 system is filtered in the outdoor unit and the contamination is deposited in the outdoor unit. Daikin is the first manufacturer in the industry to develop this combination of automatic charging and refrigerant pipe cleaning function.



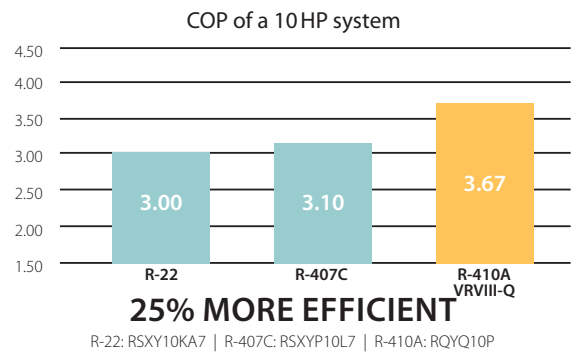
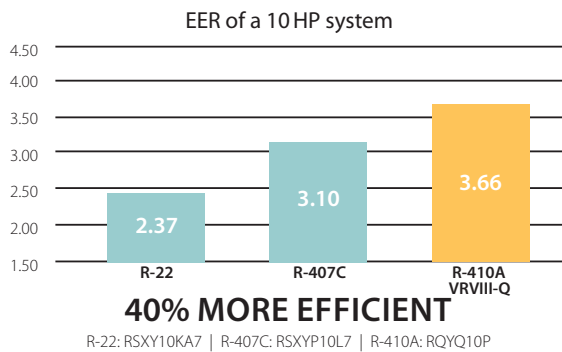
# FEATURES OF VRVIII-Q



**VRVIII-Q**

## INCREASED EFFICIENCY

Upgrading an old R-22 system to a Replacement VRV system will result in increased system efficiency. Efficiency gains of more than 25% can be realized, by virtue of technological developments in heat pump technology and the more efficient R-410A refrigerant. Increased energy efficiency equals lower energy consumption, subsequent lower energy costs and lower CO<sub>2</sub> emissions.



## ENVIRONMENTAL AWARENESS

R-410A not only has a zero ozone depletion potential, it is also proven to be more energy efficient than R-22.

## FAST INSTALLATION

It is not necessary to remove the existing piping and even the indoor units can remain (depending on type of indoor unit). The outdoor unit automatically charges the refrigerant and cleans the refrigerant piping. This unique Daikin feature makes the installation time even shorter.

## LIMITED AND PLANNED-DOWNTIME

As the refrigerant piping can be maintained the installation is less intrusive and less time consuming than for a completely new system. Moreover, downtime can be carefully planned: whereas if a problem occurs when not enough reclaimed R-22 is available, a long and unplanned downtime can be the result.

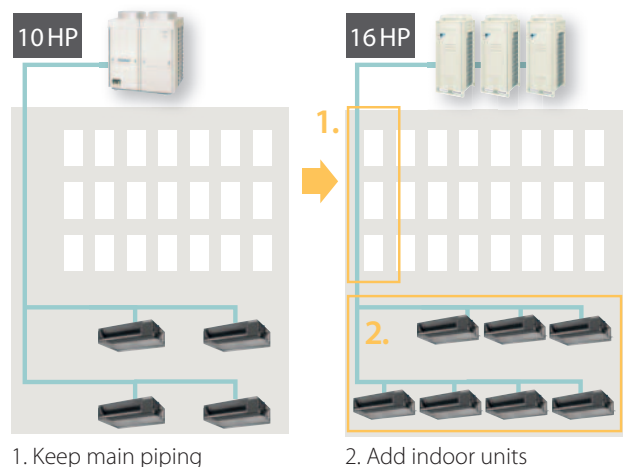
## LIMITED AND PHASED INVESTMENT COST

It is possible to spread the various stages of replacement over a certain period of time because the indoor units can remain in most cases. The air conditioning replacement therefore, can be incorporated in the general refurbishment schedule of the building and the investment cost can be spread. A further reduction in installation cost can be achieved by maintaining the old refrigerant copper pipe work.

## INCREASE CAPACITY

Cooling loads often increase subsequent to the initial installation of the air conditioning system. The Replacement VRV (VRVIII-Q) enables system capacity to be increased without changing the refrigerant piping (depending on system characteristics).

Example: replace a 10HP VRV with a 16HP Replacement VRV unit



## NO RESTRICTIONS ON SYSTEM HISTORY

As a result of the combined automatic charging and refrigerant pipe cleaning function, it is possible to ensure a clean piping network, even when a compressor breakdown has previously occurred.



### VRV III-Q



RQCEQ712-848P

- › Cost effective and fast upgrade for R-22 systems as only the outdoor unit needs to be replaced, meaning no work has to be carried out inside your building
- › Automatic cleaning of refrigerant piping ensures a clean piping network, even when a compressor breakdown has occurred
- › No limitations on system history thanks to the combined refrigerant pipe cleaning and automatic charging function
- › Efficiency gains of more than 40% can be realized, thank to technological developments in heat pump technology and the more efficient R-410A refrigerant
- › Possibility to add indoor units and increase capacity without changing the refrigerant piping
- › Less intrusive and time consuming installation compared to installing a new system, as the refrigerant piping can be maintained in most cases
- › Possibility to spread the various stages of replacement thanks to the modular design of the VRV system
- › Keep your system in top condition via our ACNSS service: 24/7 monitoring for maximum efficiency, extended lifetime, immediate service support thanks to failure prediction and a clear understanding of operability and usage



## Heat recovery

Outdoor system				RQCEQ280P	RQCEQ360P	RQCEQ460P	RQCEQ500P	RQCEQ540P	RQCEQ636P	RQCEQ712P	RQCEQ744P	RQCEQ816P	RQCEQ848P
System	Outdoor unit module 1			RQE140P	RQE180P	RQE140P		RQE180P	RQE212P	RQE180P		RQE212P	
	Outdoor unit module 2			RQE140P	RQE180P	RQE140P	RQE180P		RQE212P	RQE180P		RQE212P	
	Outdoor unit module 3			-			RQE180P		RQE212P	RQE180P	RQE212P		
	Outdoor unit module 4			-			-		RQE212P	RQE212P			
Capacity range		HP	10	13	16	18	20	22	24	26	28	30	
Cooling capacity	Nom.	kW	28.0	36.0	45.0	50.0	54.0	63.6	71.2	74.4	81.6	84.8	
Heating capacity	Nom.	kW	32.0	40.0	52.0	56.0	60.0	67.2	78.4	80.8	87.2	89.6	
Power input - 50Hz	Cooling	Nom.	7.04	10.3	12.2	13.9	15.5	21.9	21.2	23.3	27.1	29.2	
	Heating	Nom.	8.00	10.7	13.4	14.7	16.1	17.7	20.7	21.2	23.1	23.6	
EER			3.98	3.48	3.77	3.61	3.48	2.90	3.36	3.19	3.01	2.90	
COP			4.00	3.72	3.89	3.80	3.72	3.79	3.80	3.81	3.77	3.79	
Maximum number of connectable indoor units			21	28	34	39	43	47	52	56	60	64	
Sound pressure level	Cooling	Nom.	57	61		62	63	64	63	64	65	66	
Piping connections	Liquid	OD	9.52	12.7		15.9			19.1				
	Gas	OD	22.2	25.4		28.6			34.9				
	Discharge gas	OD	19.1		22.2			25.4		28.6			
	Piping length	OU - IU	Max.	120									
	Total piping length	System	Actual	300									
	Level difference	OU - IU		50 (outdoor unit in highest position)									
Current - 50Hz	Maximum fuse amps (MFA)		A	30	40	50	60	70	80	90			

Outdoor unit module				RQE140P			RQE180P			RQE212P		
Dimensions	Unit	HeightxWidthxDepth	mm				1,680x635x765					
Weight	Unit		kg				175			179		
Sound pressure level	Cooling	Nom.	dB(A)	54			58			60		
Operation range	Cooling	Min.~Max.	°CDB				-5~43					
	Heating	Min.~Max.	°CWB				-20~15					
Refrigerant	Type						R-410A					
Power supply	Phase/Frequency/Voltage		Hz/V				3~/50/380-415					

# Heating & Cooling

Outdoor unit				RQYQ140P	RQYQ8P	RQYQ10P	RQYQ12P	RQYQ14P	RQYQ16P		
System	Outdoor unit module 1			RQYQ140P	RQYQ8P	RQYQ10P	RQYQ12P	RQYQ14P	RQYQ16P		
Capacity range			HP	5	8	10	12	14	16		
Cooling capacity	Nom.		kW	14.0	22.4	28.0	33.5	40.0	45.0		
Heating capacity	Nom.		kW	16.0	25.0	31.5	37.5	45.0	50.0		
Power input - 50Hz	Cooling	Nom.	kW	3.36	5.24	7.64	10.10	11.6	13.6		
	Heating	Nom.	kW	3.91	6.42	8.59	10.20	12.2	13.6		
EER				4.17	4.27	3.66	3.32	3.45	3.31		
COP				4.09	3.89	3.67	3.68	3.69	3.68		
Maximum number of connectable indoor units				10	17	21	26	30	34		
Indoor index connection	Min.			62.5	100	125	150	175	200		
	Nom.			125	200	250	300	350	400		
	Max.			162.5	260	325	390	455	520		
Dimensions	Unit	HeightxWidthxDepth	mm	1,680x635x765			1,680x930x765		1,680x1,240x765		
Weight	Unit		kg	175	230	284		381			
Sound pressure level	Cooling	Nom.	dB(A)	54.0	57.0	58.0		60.0			
Operation range	Cooling	Min.~Max.	°CDB						-5~43		
	Heating	Min.~Max.	°CWB						-20~-15.5		
Refrigerant	Type			R-410A							
Piping connections	Liquid	OD	mm	9.52				12.7			
	Gas	OD	mm	15.9	19.1	22.2		28.6			
	Piping length	OU - IU	Max.	150							
	Total piping length	System	Actual	300							
	Level difference	OU - IU		50 (outdoor unit in highest position) / 40 (indoor unit in highest position)							
Power supply	Phase/Frequency/Voltage		Hz/V	3~/50/380-415							
Current - 50Hz	Maximum fuse amps (MFA)		A	15			25		35		

Outdoor system				RQYQ18P	RQYQ20P	RQYQ22P	RQYQ24P	RQYQ26P	RQYQ28P	RQYQ30P	RQYQ32P	
System	Outdoor unit module 1			RQYQ8P		RQYQ10P	RQYQ12P	RQYQ10P	RQYQ12P	RQYQ14P	RQYQ16P	
	Outdoor unit module 2			RQYQ10P	RQYQ12P		RQYQ16P					
Capacity range			HP	18	20	22	24	26	28	30	32	
Cooling capacity	Nom.		kW	50.4	55.9	61.5	67.0	73.0	78.5	85.0	90.0	
Heating capacity	Nom.		kW	56.5	62.5	69.0	75.0	81.5	87.5	95.0	100	
Power input - 50Hz	Cooling	Nom.	kW	12.9	15.4	17.8	20.2	21.3	23.7	25.2	27.2	
	Heating	Nom.	kW	15.1	16.7	18.8	20.4	22.2	23.8	25.8	27.2	
EER				3.91	3.63	3.46	3.32	3.43	3.31	3.37	3.31	
COP				3.74		3.67	3.68	3.67	3.68			
Maximum number of connectable indoor units				39	43	47	52	56	60	64		
Sound pressure level	Cooling	Nom.	dB(A)	61	62	63			19.1			
Piping connections	Liquid	OD	mm	15.9				19.1				
	Gas	OD	mm	28.6				34.9				
	Piping length	OU - IU	Max.	150								
	Total piping length	System	Actual	300								
	Level difference	OU - IU		50 (outdoor unit in highest position) / 40 (indoor unit in highest position)								
Current - 50Hz	Maximum fuse amps (MFA)		A	45	50		60		70			

Outdoor system				RQYQ34P	RQYQ36P	RQYQ38P	RQYQ40P	RQYQ42P	RQYQ44P	RQYQ46P	RQYQ48P	
System	Outdoor unit module 1			RQYQ10P		RQYQ12P	RQYQ10P	RQYQ12P	RQYQ14P	RQYQ16P	RQYQ16P	
	Outdoor unit module 2			RQYQ10P		RQYQ12P		RQYQ16P				
	Outdoor unit module 3			RQYQ14P	RQYQ16P							
Capacity range			HP	34	36	38	40	42	44	46	48	
Cooling capacity	Nom.		kW	96.0	101	107	112	118	124	130	135	
Heating capacity	Nom.		kW	108	113	119	125	132	138	145	150	
Power input - 50Hz	Cooling	Nom.	kW	26.9	28.9	31.4	33.8	34.9	35.3	38.8	40.8	
	Heating	Nom.	kW	29.4	30.8	32.4	34.0	35.8	36.0	39.4	40.8	
EER				3.57	3.49	3.41	3.31	3.38	3.51	3.35	3.31	
COP				3.67			3.68	3.69	3.83	3.68		
Maximum number of connectable indoor units				64								
Sound pressure level	Cooling	Nom.	dB(A)	64			65					
Piping connections	Liquid	OD	mm	19.1								
	Gas	OD	mm	34.9	41.3							
	Piping length	OU - IU	Max.	150								
	Total piping length	System	Actual	300								
	Level difference	OU - IU		50 (outdoor unit in highest position) / 40 (indoor unit in highest position)								
Current - 50Hz	Maximum fuse amps (MFA)		A	90				100		110		



## VRV-VIII




RWEYQ8-10P

- > Extensive range of outdoor units: from 8 to 30HP (9 configurations in total)
- > Simultaneous cooling and heating operation from one system
- > 'High sensible mode': allows the VRV system to work with increased sensible capacity in cooling mode, resulting in higher efficiency and improved comfort
- > Up to 36 indoor units can be connected to 1 refrigerant circuit
- > Heat recovery systems offer the highest comfort, including individual change-over of each BS box without disruption of other BS boxes
- > Wide range of indoor units: 15 different models in a total of 76 variations
- > Compact design (stacked configuration possible)
- > Flexible piping design: piping length after first branch: up to 90m, maximum piping length 120m, total piping length: 300m
- > Operation range (inlet water temperature): 10°C to 45°C
- > Connectable to current Daikin control systems: DS-net, Intelligent Touch Controller, Intelligent Manager, BACnet Gateway, DMS-iF
- > Keep your system in top condition via our ACNSS service: 24/7 monitoring for maximum efficiency, extended lifetime, immediate service support thanks to failure prediction and a clear understanding of operability and usage



### Heat recovery operation



# Heat recovery Heating & Cooling

Outdoor unit				RWEYQ8P		RWEYQ10P		
Capacity range		HP		8		10		
Cooling capacity	Nom.	kW		22.4		26.7		
Heating capacity	Nom.	kW		25.0		31.5		
Power input - 50Hz	Cooling	Nom.	kW	4.55		6.03		
	Heating	Nom.	kW	4.24		6.05		
EER				4.89		4.14		
COP				5.81		5.08		
Maximum number of connectable indoor units				17		21		
Indoor index connection	Min.			100		125		
	Nom.			200		250		
	Max.			260		325		
Dimensions	Unit	HeightxWidthxDepth	mm	1,000x780x550				
Weight	Unit		kg	149		150		
Sound power level	Cooling	Nom.	dBA	-				
Sound pressure level	Cooling	Nom.	dBA	50		51		
Operation range	Inlet water temperature	Cooling	Min.-Max. °CDB	10~45				
		Heating	Min.-Max. °CWB	10~45				
Refrigerant	Type			R-410A				
Piping connections	Liquid	OD	mm	9.52				
	Gas	OD	mm	19.1 (1)		22.2 (1)		
	Discharge gas	OD	mm	15.9 (2) / 19.1 (3)		19.1 (2) / 22.2 (3)		
	Water	Inlet/Outlet		PT1 1/4B internal thread/PT1 1/4B internal thread				
	Piping length	OU - IU	Max.	m	120			
	Total piping length	System	Actual	m	300			
	Level difference	OU - IU		m	50 (outdoor unit in highest position) / 40 (indoor unit in highest position)			
Power supply	Phase/Frequency/Voltage		Hz/V	3~/50/380-415				
Current - 50Hz	Maximum fuse amps (MFA)		A	25				

(1) In case of heat pump system, gas pipe is not used (2) In case of heat recovery system (3) In case of heat pump system

Outdoor system				RWEYQ16P	RWEYQ18P	RWEYQ20P	RWEYQ24P	RWEYQ26P	RWEYQ28P	RWEYQ30P
System	Outdoor unit module 1			RWEYQ8P	RWEYQ10P		RWEYQ8P	RWEYQ10P		
	Outdoor unit module 2			RWEYQ8P		RWEYQ10P	RWEYQ8P		RWEYQ10P	
	Outdoor unit module 3			-			RWEYQ8P		RWEYQ10P	
Capacity range		HP	16	18	20	24	26	28	30	
Cooling capacity	Nom.	kW	44.8	49.1	53.4	67.2	71.5	75.8	80.1	
Heating capacity	Nom.	kW	50.0	56.5	63.0	75.0	81.5	88.0	94.5	
Power input - 50Hz	Cooling	Nom.	kW	9.10	10.6	12.1	13.7	15.1	16.6	18.1
	Heating	Nom.	kW	8.48	10.3	12.1	12.7	14.5	16.3	18.2
EER			4.92	4.63	4.41	4.91	4.74	4.57	4.43	
COP			5.87	5.48	5.21	5.91	5.62	5.40	5.19	
Maximum number of connectable indoor units				34		36				
Sound pressure level	Cooling	Nom.	dBA	53	54		55		56	
Piping connections	Liquid	OD	mm	12.7	15.9		55		19.1	
	Gas	OD	mm	28.6 (1)		34.9 (1)				
	Discharge gas	OD	mm	22.2 (2) / 28.6 (3)	22.2 (2) / 28.6 (3)	22.2 (2) / 28.6 (3)	28.6 (2) / 34.9 (3)	28.6 (2) / 34.9 (3)	28.6 (2) / 34.9 (3)	28.6 (2) / 34.9 (3)
	Piping length	OU - IU	Max.	m	120					
	Total piping length	System	Actual	m	300					
	Level difference	OU - IU		m	50 (outdoor unit in highest position) / 40 (indoor unit in highest position)					
Current - 50Hz	Maximum fuse amps (MFA)		A	35			45			

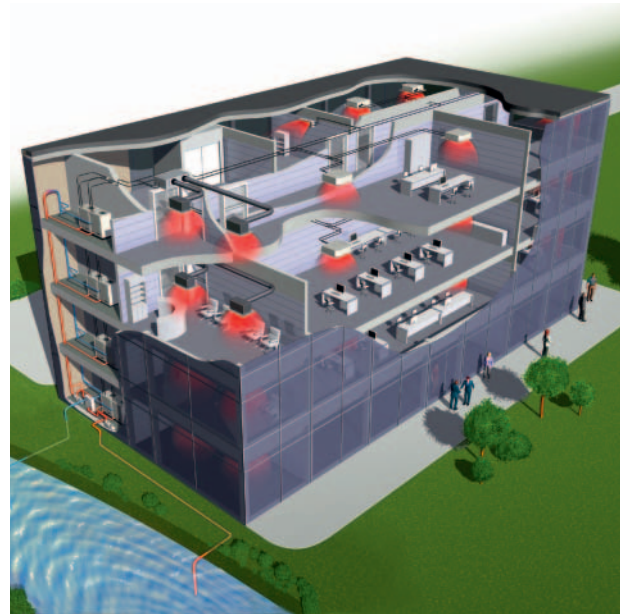
(1) In case of heat pump system, gas pipe is not used (2) In case of heat recovery system (3) In case of heat pump system

## VRV-III



RWEYQ-PR

- > Reduced CO<sub>2</sub> emissions thanks to the use of geothermal energy as a renewable energy source
- > No need for an external heating or cooling source
- > Extended operation range (inlet water temperature) down to -10°C in heating
- > High heating efficiency at low water entering temperatures (eg. 3.44 COP at -10°C entering water temperature for an 8HP unit)
- > Suitable for multi-storey and large buildings because of the hardly unlimited possibilities of water piping
- > Simultaneous cooling and heating operation from one system
- > 'High sensible mode': allows the VRV system to work with increased sensible capacity in cooling mode, resulting in higher efficiency and improved comfort
- > 2-stage heat recovery: first stage between indoor units, second stage between outdoor units thanks to the storage of energy in the water circuit
- > Heat recovery systems offer the highest comfort, including individual change-over of each BS box without disruption of other BS boxes
- > Wide range of indoor units: 15 different models in a total of 76 variations
- > Compact design (stacked configuration possible)
- > Connectable to current Daikin control systems: DS-net, Intelligent Touch Controller, Intelligent Manager, BACnet Gateway, DMS-iF
- > Keep your system in top condition via our ACNSS service: 24/7 monitoring for maximum efficiency, extended lifetime, immediate service support thanks to failure prediction and a clear understanding of operability and usage



## Heat recovery Heating & Cooling

Outdoor unit				RWEYQ8PR	RWEYQ10PR	
Capacity range			HP	8	10	
Cooling capacity	Nom.	kW		22.4	26.1	
Heating capacity	Nom.	kW		25.0	31.5	
Power input - 50Hz	Cooling	Nom.	kW	4.58	6.30	
	Heating	Nom.	kW	4.30	6.20	
EER				4.89	4.14	
COP				5.81	5.08	
Maximum number of connectable indoor units				17	21	
Indoor index connection	Min.			100	125	
	Nom.			200	250	
	Max.			200	250	
Dimensions	Unit	HeightxWidthxDepth	mm	1,000x780x550		
Weight	Unit			149	150	
Sound power level	Cooling	Nom.	dBA	-		
Sound pressure level	Cooling	Nom.	dBA	50	51	
Operation range	Inlet water temperature	Cooling	Min.-Max. °CDB	6~45		
		Heating	Min.-Max. °CWB	-10~45		
Refrigerant	Type			R-410A		
Piping connections	Liquid	OD	mm	9.52		
	Gas	OD	mm	19.1 (1)	22.2 (1)	
	Discharge gas	OD	mm	15.9 (2) / 19.1 (3)		
	Water	Inlet/Outlet		PT1 1/4B internal thread/PT1 1/4B internal thread		
	Piping length	OU - IU	Max.	m		
	Total piping length	System	Actual	m		
	Level difference	OU - IU			50 (outdoor unit in highest position) / 40 (indoor unit in highest position)	
Power supply	Phase/Frequency/Voltage		Hz/V	3~/50/380-415		
Current - 50Hz	Maximum fuse amps (MFA)		A	25		

(1) In case of heat pump system, gas pipe is not used (2) In case of heat recovery system (3) In case of heat pump system

# Products overview - VRV indoor

VRV air conditioning brings summer freshness and winter warmth to offices, hotels, department stores and many other commercial premises. It enhances the indoor environment and creates a basis for increased business prosperity and whatever the air conditioning requirement, a Daikin indoor unit will provide the answer. VRV air conditioning can be supplied via **VRV indoor units or stylish indoor units as Daikin Emura, Nexura, ...**



From 01/2013 all indoor units will have to comply to the Ecodesign legislation on fans. As a market leader Daikin takes the step to be the first to comply with all indoors units to this legislation by adopting DC fans in our indoor units, improving their energy efficiency even further.

				Capacity															
Type	Model	Product name		15	20	25	32	40	50	63	71	80	100	125	140	200	250		
CEILING MOUNTED CASSETTE	Round flow cassette autocleaning function <sup>3</sup> Presence & floor sensor <sup>3</sup>	FXFQ-A			[Bar from 20 to 63]							[Bar from 80 to 125]							
	Fully flat cassette Presence & floor sensor <sup>3</sup>	FXZQ-A		[Bar from 15 to 50]															
	2-way blow ceiling mounted cassette	FXCQ-A			[Bar from 20 to 63]							[Bar from 80 to 80]		[Bar from 125 to 125]					
	Ceiling mounted corner cassette	FXKQ-MA				[Bar from 25 to 40]				[Bar from 63 to 63]									
CONCEALED CEILING	Small concealed ceiling unit	FXDQ-M9			[Bar from 20 to 25]														
	Slim concealed ceiling unit	FXDQ-A		[Bar from 15 to 63]															
	Concealed ceiling unit with inverter driven fan	FXSQ-P			[Bar from 20 to 63]							[Bar from 80 to 140]							
	Concealed ceiling unit with inverter driven fan	FXMQ-P7			[Bar from 20 to 63]							[Bar from 80 to 125]							
	Large concealed ceiling unit	FXMQ-MA <sup>4</sup>															[Bar from 200 to 250]		
WALL MOUNTED	Wall mounted unit	FXAQ-P		[Bar from 15 to 63]															
CEILING SUSPENDED	Ceiling suspended unit	FXHQ-A					[Bar from 32 to 40]			[Bar from 63 to 63]			[Bar from 100 to 112]						
	4-way blow ceiling suspended unit	FXUQ-MA									[Bar from 71 to 71]		[Bar from 100 to 125]						
FLOOR STANDING	Floor standing unit	FXLQ-P			[Bar from 20 to 63]														
	Concealed floor standing unit	FXNQ-P			[Bar from 20 to 63]														
Cooling capacity (kW) <sup>1</sup>				1.7	2.2	2.8	3.6	4.5	5.6	7.1	8.0	9.0	11.2	14.0	16.0	22.4	28.0		
Heating capacity (kW) <sup>2</sup>				1.9	2.5	3.2	4.0	5.0	6.3	8.0	9.0	10.0	12.5	16.0	18.0	25.0	31.5		

<sup>1</sup> Nominal cooling capacities are based on: indoor temperature: 27°CDB, 19°CWB, outdoor temperature: 35°CDB, equivalent refrigerant piping: 5m, level difference: 0m.


























<sup>2</sup> Nominal heating capacities are based on: indoor temperature: 20°CDB, outdoor temperature: 7°CDB, 6°CWB, equivalent refrigerant piping: 5m, level difference: 0m










<sup>3</sup> Optional

<sup>4</sup> Not connectable to VRV III-S



# Benefits overview - VRV indoor

		Ceiling mounted cassette				
		FXFQ-A	FXZQ-A	FXCQ-A	FXKQ-MA	FXDQ-M9
						
We care icons	 Inverter technology	✓	✓	✓	✓	✓
	 Home leave operation	✓	✓	✓	✓	✓
	 Fan only	✓	✓	✓	✓	✓
	 Self-cleaning cassette	✓				
Comfort	 Draught prevention	✓	✓		✓	
	 Auto cooling-heating changeover	✓	✓	✓	✓	✓
	 Whisper quiet	✓	✓	✓		
Air flow	 Ceiling soiling prevention	✓	✓	✓	✓	
	 Vertical auto swing	✓	✓	✓	✓	
	 Fan speed steps	3	3	3	2	2
Humidity control	 Dry programme	✓	✓	✓	✓	✓
Air treatment	 Air filter	✓	✓	✓	✓	✓
Remote control & timer	 Weekly timer	✓	✓	✓	✓	✓
	 Infrared remote control	✓	✓	✓	✓	✓
	 Wired remote control	✓	✓	✓	✓	✓
	 Centralised control	✓	✓	✓	✓	✓
Other functions	 Auto-restart	✓	✓	✓	✓	✓
	 Self-diagnosis	✓	✓	✓	✓	✓
	 Multi tenant	✓	✓			✓
	 Drain pump kit	Standard	Standard	Standard	Standard	

Concealed ceiling unit				Wall mounted unit	Ceiling suspended unit		Floor standing unit	
FXDQ-A	FXSQ-P	FXMQ-P7	FXMQ-MA	FXAQ-P	FXHQ-A	FXUQ-MA	FXNQ-P	FXLQ-P
								
✓	✓	✓	✓	✓	✓	✓	✓	✓
✓	✓	✓	✓	✓	✓	✓	✓	✓
✓	✓	✓	✓	✓	✓	✓	✓	✓
						✓		
✓	✓	✓	✓	✓	✓	✓	✓	✓
✓	✓			✓				
				✓		✓		
3	3	3	2	2	3	3	3	3
✓	✓	✓	✓	✓	✓	✓	✓	✓
✓	✓	✓	✓	✓	✓	✓	✓	✓
✓	✓	✓	✓	✓	✓	✓	✓	✓
✓	✓	✓	✓	✓	✓	✓	✓	✓
✓	✓	✓	✓	✓	✓	✓	✓	✓
✓	✓	✓	✓	✓	✓	✓	✓	✓
✓	✓	✓	✓	✓	✓	✓	✓	✓
✓	✓	✓	✓	✓	✓	✓	✓	✓
✓	✓	✓	✓	✓	✓	✓	✓	✓
✓	✓	✓	✓	✓	✓	✓	✓	✓
Standard	Standard	Standard	Optional	Optional	Optional	Standard		

# Round flow cassette

## Round flow cassette: setting the standard for efficiency and comfort

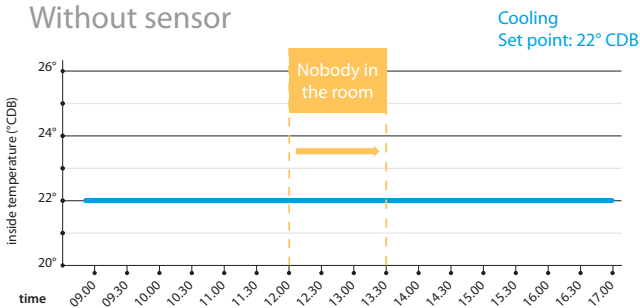
The round flow cassette is designed for use in all forms and sizes of commercial offices & retail environments. Today, Daikin has improved its technology even further to enhance your comfort and provide you better energy efficient models.



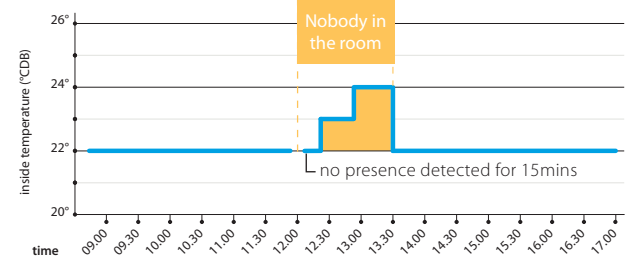
### Even more energy efficient...

- With the optional infrared **presence sensor** the set point can be adjusted or the round flow cassette switched off when there is nobody in the room. Up to **27% energy can be saved** (estimated) with this new function. If no presence is detected in the room for 15mins, the set temperature is changed until a minimum temperature (for heating) or maximum temperature (for cooling) is reached. When selecting the setback function, the unit will maintain the temperature within a preset minimum and maximum temperature, when there is no presence detected in the room for 1 hour.

#### Without sensor

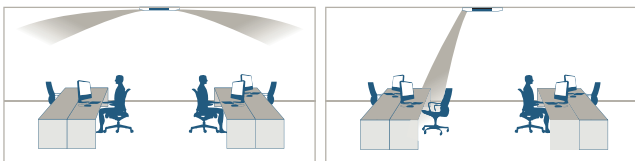


#### With sensor (BRC1E52A/B required)



### ... and improved comfort

- With the optional **infrared floor sensor** having cold feet will become history. This sensor detects the average floor temperature and ensures even temperature distribution between ceiling and floor.

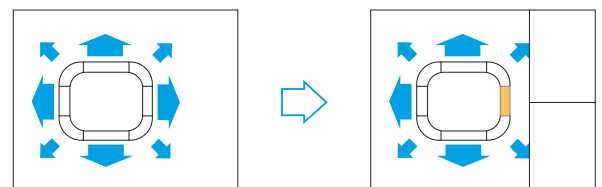


- The presence sensor directs air flow away from any person detected in the room, when the air flow control is on.
- The unique 360° airflow discharge pattern ensures a uniform temperature distribution across the room without dead corners.



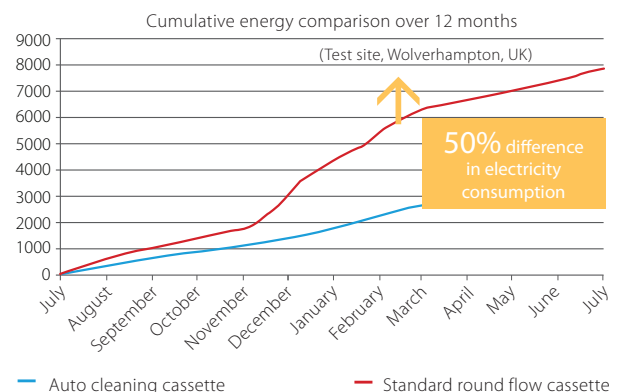
### Flexible installation

- When refurbishing or rearranging the interior of your office, shop or other area, you no longer need to change the location of your indoor unit. With the round flow cassette one flap can be easily closed via the wired remote controller (BRC1E52A/B – optional). Optional closure kits are available as well.



- Daikin was the first to launch an **auto-cleaning decoration panel**. With this panel the costs can be further reduced as the filter cleans itself automatically once a day. Up to **50% energy can be saved** thanks to daily filter cleaning.

#### Energy consumption (kWh)





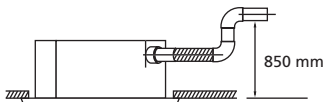
FXFQ20-63A



BRC1E52A/B BRC7A532F



- > The round flow cassette provides a more comfortable environment and offers greater savings in energy consumption to shop, office and restaurant owners
- > 360° air discharge ensures uniform air flow and temperature distribution
- > Modern style decoration panel is available in 3 different variations: pure white (RAL9010) auto cleaning panel, pure white (RAL9010) standard panel with grey louvers and pure white (RAL9010) standard panel with white louvers
- > Daikin introduces first auto cleaning cassette to European market.
- > Higher efficiency and comfort thanks to daily auto cleaning of the filter.
- > Lower maintenance costs thanks to auto cleaning function.
- > Easy dust removal with vacuum cleaner without opening the unit.
- > The presence sensor (optional) adjusts the set point with standard 1°C if no one is detected in the room, it is possible to adjust the set point with 2, 3 or 4°C (optional). It also automatically directs air flow away from any person to avoid draught.
- > The floor sensor (optional) detects the average floor temperature and ensures even temperature distribution between ceiling and floor. Cold feet will become history.
- > Individual flap control: one flap can be easily closed via the wired remote controller (BRC1E52) in case you would refurbish or rearrange your interior
- > Low energy consumption thanks to specially developed small tube heat exchanger, DC fan motor and drain pump
- > Fresh air intake: up to 20 %
- > Low installation height: 214mm for class 20-63
- > Standard drain pump with 850mm lift




Indoor unit			FXFQ20A	FXFQ25A	FXFQ32A	FXFQ40A	FXFQ50A	FXFQ63A	FXFQ80A	FXFQ100A	FXFQ125A	
Cooling capacity	Nom.	kW	2.2	2.8	3.6	4.5	5.6	7.1	9.0	11.2	14.0	
Heating capacity	Nom.	kW	2.5	3.2	4.0	5.0	6.3	8.0	10.0	12.5	16.0	
Power input - 50Hz	Cooling	Nom.	0.038				0.053	0.061	0.092	0.115	0.186	
	Heating	Nom.	0.038				0.053	0.061	0.092	0.115	0.186	
Dimensions	Unit	HeightxWidthxDepth	204x840x840						246x840x840		288x840x840	
Weight	Unit	kg	19			20		21		24	26	
Decoration panel	Model	BYCQ140D7W1										
	Colour	Pure White (RAL 9010)										
	Dimensions	HeightxWidthxDepth	60x950x950									
	Weight	kg	5.4									
Decoration panel 2	Model	BYCQ140D7W1W										
	Colour	Pure White (RAL 9010)										
	Dimensions	HeightxWidthxDepth	60x950x950									
	Weight	kg	5.4									
Decoration panel 3	Model	BYCQ140D7GW1										
	Colour	Pure White (RAL 9010)										
	Dimensions	HeightxWidthxDepth	145x950x950									
	Weight	kg	10.3									
Fan-Air flow rate - 50Hz	Cooling	High/Nom./Low	12.5/10.6/8.8			13.6/11.6/9.5	15.0/12.8/10.5	16.5/13.5/10.5	22.8/17.6/12.4	26.5/19.5/12.4	33.0/26.5/19.9	
	Heating	High/Nom./Low	12.5/10.6/8.8			13.6/11.6/9.5	15.0/12.8/10.5	16.5/13.5/10.5	22.8/17.6/12.4	26.5/19.5/12.4	33.0/26.5/19.9	
Sound power level	Cooling	High/Nom.	49/-			51/-		53/-	55/-	60/-	61/-	
Sound pressure level	Cooling	High/Nom./Low	31/29/28			33/31/29		35/33/30	38/34/30	43/37/30	45/41/36	
	Heating	High/Nom./Low	31/29/28			33/31/29		35/33/30	38/34/30	43/37/30	45/41/36	
Refrigerant	Type	R-410A										
Piping connections	Liquid/OD/Gas/OD/Drain	mm	6.35/12.7/VP25 (O.D. 32 / I.D. 25)					9.52/15.9/VP25 (O.D. 32 / I.D. 25)				
Power supply	Phase/Frequency/Voltage	Hz/V	1~/50/60/220-240/220									
Current - 50Hz	Maximum fuse amps (MFA)	A	16									

BYCQ140D7W1 = pure white panel with grey louvers, BYCQ140D7W1W = pure white standard panel with white louvers, BYCQ140D7GW1 = Pure white auto cleaning panel  
The BYCQ140D7W1W has white insulations. Be informed that formations of dirt on white insulation is visibly stronger & that it is consequently not advised to install the decoration panel in environments exposed to concentrations of dirt.




Fully flat cassette



# Design & Genius in one

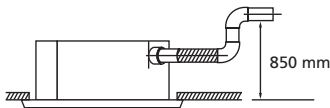



Unique in the market, the fully flat cassette is a remarkable blend of iconic design and engineering excellence with an elegant white or a silver and white finish. Fitting flush within the ceiling modules and fully flat with the ceiling itself, the cassette is both stylish and unobtrusive. Superb efficiency and comfort is delivered through the combined use of floor and presence sensors and, when necessary, the individual flap control via the wired remote controller makes it simple to close one flap.



BRC1E52A/B BRC7F530W/S

- > Unique design in the market: integrates fully flat into the ceiling and fits flush into architectural ceiling modules
- > Remarkable blend of iconic design and engineering excellence with an elegant finish in white or a combination of silver and white
- > 15 class unit especially developed for small or well-insulated rooms, such as hotel bedrooms, small offices, etc.
- > The presence sensor (optional) adjusts the set point with standard 1°C if no one is detected in the room, it is possible to adjust the set point with 2, 3 or 4°C (optional). It also automatically directs air flow away from any person to avoid draught.
- > The floor sensor (optional) detects the average floor temperature and ensures even temperature distribution between ceiling and floor. Cold feet will become history.
- > Individual flap control: one flap can be easily closed via the wired remote controller (BRC1E52) in case you would refurbish or rearrange your interior
- > Low energy consumption thanks to specially developed small tube heat exchanger, DC fan motor and drain pump
- > Fresh air intake for healthy living
- > Standard drain pump with 850mm lift




- > For latest information, see page 349

Indoor unit			*FXZQ15A	*FXZQ20A	*FXZQ25A	*FXZQ32A	*FXZQ40A	*FXZQ50A	
Cooling capacity	Nom.	kW	1.7	2.2	2.8	3.6	4.5	5.6	
Heating capacity	Nom.	kW	1.9	2.5	3.2	4.0	5.0	6.3	
Power input - 50Hz	Cooling	Nom.	-	-	-	-	-	-	
	Heating	Nom.	-	-	-	-	-	-	
Dimensions	Unit	HeightxWidthxDepth	260x575x575						
Weight	Unit	kg	17.5	17.5	17.5	18	18	18	
Decoration panel	Model	BYFQ60CW/BYFQ60CS/BYFQ60B2							
	Colour	Fresh White (N9.5)/Fresh white (N9.5) + Silver (B471)/Pure White (RAL 9010)							
	Dimensions	HeightxWidthxDepth	46x620x620/46x620x620/55x700x700						
	Weight	kg	2.7/2.7/2.7						
Fan-Air flow rate - 50Hz	Cooling	High/Nom./Low	m <sup>3</sup> /min	8.5/7/6.5	8.7/7.5/6.5	9/8/6.5	10/8.5/7	11.5/9.5/8	14.5/12.5/10
Sound power level	Cooling	Nom.	dB(A)	49	49	50	51	54	60
Sound pressure level	Cooling	High/Nom./Low	dB(A)	31.5/28/25.5	32/29.5/25.5	33/30/25.5	33.5/30/26	37/32/28	43/40/33
Refrigerant	Type	R-410A							
Piping connections	Liquid/OD/Gas/OD/Drain	mm	6.35/12.7/VP20 (I.D. 20/O.D. 26)						
Power supply	Phase/Frequency/Voltage	Hz/V	1~ / 50/60 / 220-240/220						
Current - 50Hz	Maximum fuse amps (MFA)	A	-	-	-	-	-	-	

\*Note: grey cells contain preliminary data

(1) Dimensions do not include control box



FXCQ20-40A




BRC1E52A/B BRC7C52

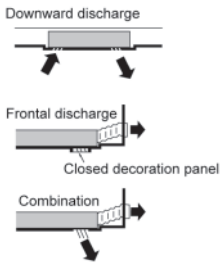
- › Low energy consumption thanks to specially developed small tube heat exchanger, DC fan motor and drain pump
- › Stylish unit blends easily with any interior, as the flaps close entirely when not in operation
- › Improved comfort thanks to automatic air flow adjustment to required load
- › Individual flap control: one flap can be easily closed via the wired remote controller (BRC1E52) in case you would refurbish or rearrange your interior
- › Easy to install: depth of all units is 600mm
- › Maintenance operations can be performed by removing the front panel
- › Standard drain pump with 500mm lift



Indoor unit			FXCQ20A	FXCQ25A	FXCQ32A	FXCQ40A	FXCQ50A	FXCQ63A	FXCQ80A	FXCQ125A										
Cooling capacity	Nom.	kW	2.2	2.8	3.6	4.5	5.6	7.1	9.0	14.0										
Heating capacity	Nom.	kW	2.5	3.2	4.0	5.0	6.3	8.0	10.0	16.0										
Power input - 50Hz	Cooling	Nom.	kW	0.031	0.039	0.039	0.041	0.059	0.063	0.090	0.149									
	Heating	Nom.	kW	0.028	0.035	0.035	0.037	0.056	0.060	0.086	0.146									
Dimensions	Unit	HeightxWidthxDepth	mm			305x775x620		305x990x620		305x1,445x620										
Required ceiling void >			mm			355														
Weight	Unit		kg			19		22		25										
Decoration panel	Model		BYBCQ40HW1			BYBCQ63HW1			BYBCQ125HW1											
	Colour		Fresh white (6.5Y 9.5/0.5)																	
	Dimensions	HeightxWidthxDepth	mm			55x1,070x700		55x1,285x700		55x1,740x700										
	Weight		kg			10		11		13										
Fan-Air flow rate - 50Hz	Cooling	High/Nom./Low	m <sup>3</sup> /min		10.5/9/7.5		11.5/9.5/8		12/10.5/8.5		15/13/10.5		16/14/11.5		26/22.5/18.5		32/27.5/22.5			
Sound power level	Cooling	Nom.	dBA									to be confirmed								
	Sound pressure level	Cooling	High/Nom./Low	dBA		32/30/28		34/31/29		34/32/30		36/33/31		37/35/31		39/37/32		42/38/33		46/42/38
Refrigerant	Heating	High/Nom./Low	dBA		32/30/28		34/31/29		34/32/30		36/33/31		37/35/31		39/37/32		42/38/33		46/42/38	
	Type		R-410A																	
Piping connections	Liquid/OD/Gas/OD/Drain		mm									6.35/12.7/VP25 (O.D. 32 / I.D. 25)			9.52/15.9/VP25 (O.D. 32 / I.D. 25)					
Power supply	Phase/Frequency/Voltage		Hz/V									1~/50/220-240								
Current - 50Hz	Maximum fuse amps (MFA)		A									16								



- > Compact dimensions, can easily be mounted in a narrow ceiling void (only 220mm ceiling space required, 195 with panel spacer, available as accessory)
- > Optimum air flow conditions are created by either downward air discharge or frontal air discharge (via optional grille) or a combination of both



- > Standard drain pump with 500mm lift



Indoor unit			FXKQ25MA	FXKQ32MA	FXKQ40MA	FXKQ63MA
Cooling capacity	Nom.	kW	2.8	3.6	4.5	7.10
Heating capacity	Nom.	kW	3.2	4.0	5.0	8.00
Power input - 50Hz	Cooling	Nom.	0.066		0.076	0.105
	Heating	Nom.	0.046		0.056	0.085
Dimensions	Unit	HeightxWidthxDepth	215x1,110x710			215x1,310x710
Weight	Unit	kg	31			34
Decoration panel	Model		BYK45FJW1			BYK71FJW1
	Colour		White			
	Dimensions	HeightxWidthxDepth	70x1,240x800			70x1,440x800
	Weight	kg	8.5			9.5
Fan-Air flow rate - 50Hz	Cooling	High/Low	11/9		13/10	18/15
	Sound power level	Cooling	Nom.	-		
Sound pressure level	Cooling	High/Low	38.0/33.0		40.0/34.0	42.0/37.0
Refrigerant	Type		R-410A			
Piping connections	Liquid/OD/Gas/OD/Drain	mm	6.35/12.7/VP25 (O.D. 32 / I.D. 25)			9.52/15.9/VP25 (O.D. 32 / I.D. 25)
Power supply	Phase/Frequency/Voltage	Hz/V	1~/50/60/220-240/220			
Current - 50Hz	Maximum fuse amps (MFA)	A	15			





FXDQ-M9




BRC1E52A/B

BRC4C62

- > Designed for hotel bedrooms
- > Compact dimensions (230mm high & 652mm deep), can easily be mounted in a ceiling void
- > Blends unobtrusively with any interior décor: only the suction and discharge grilles are visible
- > The air suction direction can be altered from rear to bottom suction
- > For easy mounting, the drain pan can be located to the left or right of the unit




Indoor unit				FXDQ20M9	FXDQ25M9
Cooling capacity	Nom.		kW	2.2	2.8
Heating capacity	Nom.		kW	2.5	3.2
Power input - 50Hz	Cooling	Nom.	kW	0.050	
	Heating	Nom.	kW	0.050	
Casing Colour				Unpainted	
Dimensions	Unit	HeightxWidthxDepth	mm	230x502x652	
Required ceiling void >				250	
Weight				17	
Fan-Air flow rate - 50Hz	Cooling	High/Low	m <sup>3</sup> /min	6.7/5.2	7.4/5.8
	Heating	High/Low	m <sup>3</sup> /min	6.7/5.2	7.4/5.8
Sound power level				50	
Sound pressure level	Cooling	High/Low	dBA	37/32	
	Heating	High/Low	dBA	37/32	
Refrigerant				R-410A	
Piping connections				6.35/12.7/I.D. 21.6, O.D. 27.2	
Power supply				1~/50/230	
Current - 50Hz				16	



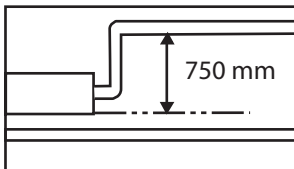
FXDQ15-32A

BRC1E52A/B BRC4C65

- > Compact dimensions, can easily be mounted in a ceiling void of only 240mm



- > Blends unobtrusively with any interior décor: only the suction and discharge grilles are visible
- > 15 class unit especially developed for small or well-insulated rooms, such as hotel bedrooms, small offices, etc.
- > Low energy consumption thanks to DC fan motor
- > Medium external static pressure facilitates unit use with flexible ducts of varying lengths
- > Standard drain pump with 750mm lift




- > For latest information, see page 349



Indoor unit			FXDQ15A	FXDQ20A	FXDQ25A	FXDQ32A	FXDQ40A	FXDQ50A	FXDQ63A
Cooling capacity	Nom.	kW	1.7	2.2	2.8	3.6	4.5	5.6	7.1
Heating capacity	Nom.	kW	1.9	2.5	3.2	4.0	5.0	6.3	8.0
Power input - 50Hz	Cooling	Nom.	0.071				0.078	0.099	0.110
	Heating	Nom.	0.068				0.075	0.096	0.107
Dimensions	Unit	HeightxWidthxDepth	200x750x620				200x950x620		200x1,150x620
Weight	Unit	kg	22				26		29
Fan-Air flow rate - 50Hz	Cooling	High/Nom./Low	7.5/7.0/6.4		8.0/7.2/6.4		10.5/9.5/8.5	12.5/11.0/10.0	16.5/11.0/13.0
Sound power level	Cooling	Nom.	50		51		52	53	54
	Sound pressure level	Cooling	High/Low		to be confirmed				
Refrigerant	Heating	High/Nom./Low	32/31/27		33/31/27		34/32/28	35/33/29	36/34/30
	Type		R-410A						
Piping connections	Liquid/OD/Gas/OD/Drain	mm	6.35/12.7/VP20(O.D.26/I.D.20)						
Power supply	Phase/Frequency/Voltage	Hz/V	1~ / 50/60 / 220-240/220						
Current - 50Hz	Maximum fuse amps (MFA)	A	16						



FXSQ20-32P



FXMQ20-32P7



BRC1E52A/B

BRC4C65

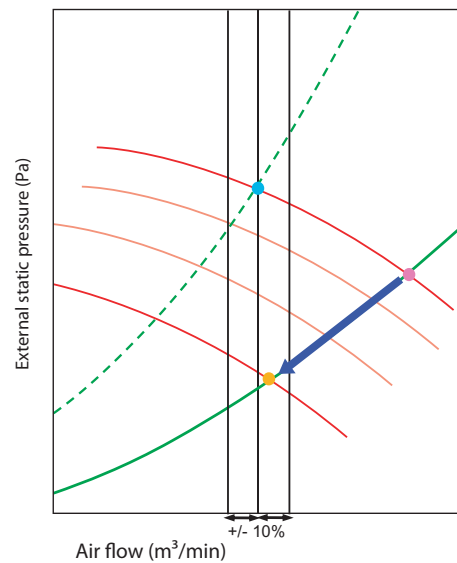
- › Easy installation thanks to automatic air flow adjustment towards nominal air flow rate
- › Blends unobtrusively with any interior décor: only the suction and discharge grilles are visible
- › Low energy consumption thanks to DC fan motor
- › Possibility to change ESP via wired remote control allows optimisation of the supply air volume
- › Up to 140Pa external static pressure (ESP) facilitates using flexible ducts of varying lengths: ideal for shops and medium size offices (FXSQ)
- › Up to 200Pa external static pressure allows extensive ductwork runs and flexible application: ideal for use in large areas (FXMQ)
- › The air suction direction can be altered from rear to bottom suction
- › Standard built-in drain pump increases reliability of the drain system

## Easy installation thanks to automatic air flow adjustment towards nominal air flow: Installation made easier

### Reduced installation time

- › After installation, it is possible that the actual duct resistance is lower than expected at time of designing. As a consequence the air flow will be too high.
- › With the automatic air flow adjustment function the unit can adapt its fan speed to a lower curve, so the air flow decreases.
- › The air flow will always be within 10% of the rated air flow because of the amount of possible fan curves (more than 8 fan curves available per model).
- › Alternatively the installer can manually select a fan curve with the wired remote control.

	Fan characteristic curve
	Actual duct resistance curve
	Duct resistance curve at the time of designing
	Rated air flow
	Airflow without air flow automatic adjustment
	Actual airflow



## FXSQ-P-Medium static pressure

Indoor unit			FXSQ20P	FXSQ25P	FXSQ32P	FXSQ40P	FXSQ50P	FXSQ63P	FXSQ80P	FXSQ100P	FXSQ125P	FXSQ140P						
Cooling capacity	Nom.	kW	2.2	2.8	3.6	4.5	5.6	7.1	9.0	11.2	14.0	16.0						
Heating capacity	Nom.	kW	2.5	3.2	4.0	5.0	6.3	8.0	10.0	12.5	16.0	18.0						
Power input - 50Hz	Cooling	Nom.	0.041		0.044		0.097		0.074		0.118							
	Heating	Nom.	0.029		0.032		0.085		0.062		0.106							
Casing Colour			Unpainted															
Dimensions	Unit	HeightxWidthxDepth	300x550x700			300x700x700			300x1,000x700			300x1,400x700						
Required ceiling void >			350															
Weight	Unit	kg	23			26			35			46						
Decoration panel	Model		BYBS32DJW1			BYBS45DJW1			BYBS71DJW1			BYBS125DJW1						
	Colour		White (10Y9/0.5)															
	Dimensions	HeightxWidthxDepth	55x650x500			55x800x500			55x1,100x500			55x1,500x500						
	Weight	kg	3.0			3.5			4.5			6.5						
Fan-Air flow rate - 50Hz	Cooling	High/Low	9/6.5		9.5/7		16/11		19.5/16		25/20		32/23		39/28		46/32	
	Heating	High/Low	9/6.5		9.5/7		16/11		19.5/16		25/20		32/23		39/28		46/32	
Fan-External static pressure - 50Hz	High/Nom.	Pa	70/30			100/30			100/40			120/40		120/50		140/50		
Sound power level	Cooling	Nom.	55		56		63		59		63		61		66		67	
Sound pressure level	Cooling	High/Low	32/26		33/27		37/29		37/30		38/32		40/33		42/34			
	Heating	High/Low	32/26		33/27		37/29		37/30		38/32		40/33		42/34			
Refrigerant			R-410A															
Piping connections	Liquid/OD/Gas/OD/Drain	mm	6.35/12.7/VP25 (O.D. 32 / I.D. 25)						9.52/15.9/VP25 (O.D. 32 / I.D. 25)									
Power supply	Phase/Frequency/Voltage	Hz/V	1~/50/60/220-240/220															
Current - 50Hz	Maximum fuse amps (MFA)	A	16															



## FXMQ-P7-High static pressure

Indoor unit			FXMQ20P7	FXMQ25P7	FXMQ32P7	FXMQ40P7	FXMQ50P7	FXMQ63P7	FXMQ80P7	FXMQ100P7	FXMQ125P7	
Cooling capacity	Nom.	kW	2.2	2.8	3.6	4.5	5.6	7.1	9.0	11.2	14.0	
Heating capacity	Nom.	kW	2.5	3.2	4.0	5.0	6.3	8.0	10.0	12.5	16.0	
Power input - 50Hz	Cooling	Nom.	0.049		0.053	0.151	0.110	0.120	0.171	0.176	0.241	
	Heating	Nom.	0.037		0.041	0.139	0.098	0.108	0.159	0.164	0.229	
Casing Colour	Unpainted											
Dimensions	Unit	HeightxWidthxDepth	300x550x700			300x700x700	300x1,000x700			300x1,400x700		
Required ceiling void >			350									
Weight	Unit	kg	23			26	35			46		
Decoration panel	Model	BYBS32DJW1			BYBS45DJW1	BYBS71DJW1			BYBS125DJW1			
	Colour	White (10Y9/0.5)										
	Dimensions	HeightxWidthxDepth	55x650x500			55x800x500	55x1,100x500			55x1,500x500		
Fan-Air flow rate - 50Hz	Cooling	High/Low	m <sup>3</sup> /min		9/6.5	9.5/7	16/11	18/15	19.5/16	25/20	32/23	39/28
	Heating	High/Low	m <sup>3</sup> /min		9.0/6.5	9.5/7	16/11	18/15	19.5/16	25/20	32/23	39/28
Fan-External static pressure - 50Hz	High/Nom.	Pa	100/50			160/100	200/100					
Sound power level	Cooling	High/Nom.	dBA		56/-	57/-	65/-	61/-	64/-	67/-	65/-	70/-
	Heating	High/Nom./Low	dBA		33/31/29	34/32/30	39/37/35	41/39/37	42/40/38	43/41/39		44/42/40
Sound pressure level	Cooling	High/Nom./Low	dBA		33/31/29	34/32/30	39/37/35	41/39/37	42/40/38	43/41/39		44/42/40
	Heating	High/Nom./Low	dBA		33/31/29	34/32/30	39/37/35	41/39/37	42/40/38	43/41/39		44/42/40
Refrigerant	Type	R-410A										
Piping connections	Liquid/OD/Gas/OD/Drain	mm	6.35/12.7/VP25 (I.D. 25/O.D. 32)					9.52/15.9/VP25 (I.D. 25/O.D. 32)				
Power supply	Phase/Frequency/Voltage	Hz/V	1~/50/60/220-240/220									
Current - 50Hz	Maximum fuse amps (MFA)	A	16									





FXMQ-MA



BRC1E52A/B

BRC4C65

- › Up to 270Pa external static pressure allows extensive ductwork runs and flexible application: ideal for use in large areas
- › Blends unobtrusively with any interior décor: only the suction and discharge grilles are visible
- › Up to 31.5kW in heating mode



Indoor unit			FXMQ200MA	FXMQ250MA
Cooling capacity	Nom.	kW	22.4	28.0
Heating capacity	Nom.	kW	25.0	31.5
Power input - 50Hz	Cooling	Nom.	1.294	1.465
	Heating	Nom.	1.294	1.465
Dimensions	Unit	HeightxWidthxDepth	mm 470x1,380x1,100	
Weight	Unit	kg	137	
Fan-Air flow rate - 50Hz	Cooling	High/Low	58/50	72/62
Fan-External static pressure - 50Hz	High/Nom.	Pa	221/132	270/191
Sound power level	Cooling	Nom.	- dBA	
Sound pressure level	Cooling	High/Low	48/45 dBA	
Refrigerant	Type		R-410A	
Piping connections	Liquid/OD/Gas/OD/Drain	mm	9.52/19.1/PS1B	9.52/22.2/PS1B
Power supply	Phase/Frequency/Voltage	Hz/V	1~/50/60/220-240/220	
Current - 50Hz	Maximum fuse amps (MFA)	A	15	



FXAQ15-32P




BRC1E52A/B

BRC7E63

- > Ideal solution for shops, restaurants or offices without false ceilings
- > Low energy consumption thanks to DC fan motor
- > Can be installed in both new and existing buildings
- > Flat, stylish front panel blends easily within any interior décor and is more easy to clean
- > 15 class unit especially developed for small or well-insulated rooms, such as hotel bedrooms, small offices, etc.
- > 5 different discharge angles can be programmed via the remote control
- > Maintenance operations can be performed from the front of the unit



Indoor unit			FXAQ15P	FXAQ20P	FXAQ25P	FXAQ32P	FXAQ40P	FXAQ50P	FXAQ63P		
Cooling capacity	Nom.	kW	1.7	2.2	2.8	3.6	4.5	5.6	7.1		
Heating capacity	Nom.	kW	1.9	2.5	3.2	4.0	5.0	6.3	8.0		
Power input - 50Hz	Cooling	Nom.	0.017	0.019	0.028	0.030	0.020	0.033	0.050		
	Heating	Nom.	0.025	0.029	0.034	0.035	0.020	0.039	0.060		
Casing Colour	White (3.0Y8.5/0.5)										
Dimensions	Unit	HeightxWidthxDepth	290x795x238				290x1,050x238				
Weight	Unit	kg	11				14				
Fan-Air flow rate - 50Hz	Cooling	High/Low	m <sup>3</sup> /min	7.0/4.5	7.5/4.5	8/5	8.5/5.5	12/9	15/12	19/14	
Sound power level	Cooling	Nom.	dBA	-							
Sound pressure level	Cooling	High/Low	dBA	34.0/29.0	35.0/29.0	36.0/29.0	37.5/29.0	39.0/34.0	42.0/36.0	47.0/39.0	
Refrigerant	Type	R-410A									
Piping connections	Liquid/OD/Gas/OD/Drain	mm	6.35/12.7/VP13 (I.D. 13/O.D. 18)							9.52/15.9/VP13 (I.D. 13/O.D. 18)	
Power supply	Phase/Frequency/Voltage	Hz/V	1~/50/220-240								
Current - 50Hz	Maximum fuse amps (MFA)	A	16								

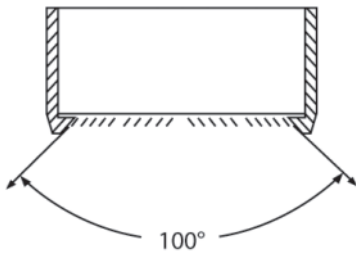


FXHQ100A



BRC1E52A/B BRC7G53

- › Ideal solution for commercial spaces with no or narrow false ceilings
- › The unit can easily be mounted in corners and narrow spaces, as it only needs 30mm lateral service space
- › Low energy consumption thanks to DC fan motor and drain pump
- › Stylish unit blends easily with any interior, as the flaps close entirely when not in operation
- › Can be installed in both new and existing buildings
- › Wider air discharge thanks to Coanda effect: up to 100°



- › Air flow distribution for ceiling heights up to 3.8m without capacity loss



Indoor unit				FXHQ32A	FXHQ63A	FXHQ100A
Cooling capacity	Nom.		kW	3.6	7.1	11.2
Heating capacity	Nom.		kW	4.0	8.0	12.5
Power input - 50Hz	Cooling	Nom.	kW	0.107	0.111	0.237
	Heating	Nom.	kW	0.107	0.111	0.237
Casing Colour				Fresh white (6.5Y 9.5/0.5)		
Dimensions	Unit	HeightxWidthxDepth	mm	235x960x690	235x1,270x690	235x1,590x690
Weight	Unit			kg	24	33
Fan-Air flow rate - 50Hz	Cooling	High/Nom./Low	m <sup>3</sup> /min	14/12/10	20/17/14	29.5/24/19
	Heating	High/Nom./Low	m <sup>3</sup> /min	14/12/10	20/17/14	29.5/24/19
Sound power level	Cooling	Nom.	dB(A)	to be confirmed		
Sound pressure level	Cooling	High/Nom./Low	dB(A)	36/34/31	37/35/34	44/37/34
	Heating	High/Nom./Low	dB(A)	36/34/31	37/35/34	44/37/34
Refrigerant	Type			R-410A		
Piping connections	Liquid/OD/Gas/OD/Drain	mm		6.35/12.7/VP20 (I.D. 20/O.D. 26)	9.52/15.9/VP20 (I.D. 20/O.D. 26)	
Power supply	Phase/Frequency/Voltage			Hz/V		
Current - 50Hz	Maximum fuse amps (MFA)			A		
					1~/50/220-240	16

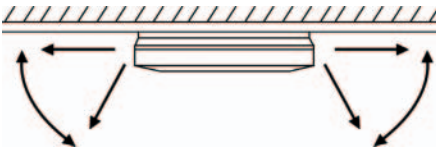


FXUQ-A

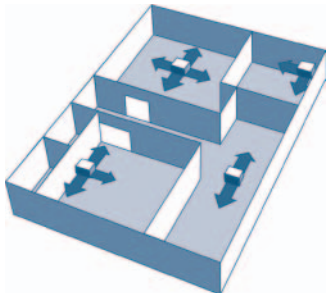


BRC1E52A/B BRC7C58

- > Ideal solution for commercial spaces with no or narrow false ceilings
- > **Separate BEVQ box is no longer needed: the expansion valve is integrated in the indoor unit**
- > Low energy consumption thanks to specially developed small tube heat exchanger, DC fan motor and drain pump
- > Stylish unit blends easily with any interior, as the flaps close entirely when not in operation
- > Improved comfort thanks to automatic air flow adjustment to required load
- > Individual flap control: one flap can be easily closed via the wired remote controller (BRC1E52) in case you would refurbish or rearrange your interior
- > Can be installed in both new and existing buildings
- > Same outlook for all models (unified dimensions)
- > Air can be discharged in 5 different angles between 0 and 60°



- > Possibility to shut 1 or 2 flaps for easy installation in corners



- > Air flow distribution for ceiling heights up to 3.5m without capacity loss
- > Standard drain pump with 500mm lift



Indoor unit				FXUQ71A	FXUQ100A
Cooling capacity	Nom.		kW	8.0	11.2
Heating capacity	Nom.		kW	9.0	12.5
Power input - 50Hz	Cooling	Nom.	kW	0.090	0.200
	Heating	Nom.	kW	0.073	0.179
Casing Colour	Fresh white (6.5Y 9.5/0.5)				
Dimensions	Unit	HeightxWidthxDepth	mm	198x950x950	
Weight	Unit		kg	26	27
Fan-Air flow rate - 50Hz	Cooling	High/Nom./Low	m <sup>3</sup> /min	22.5/19.5/16	31/26/21
	Heating	High/Nom./Low	m <sup>3</sup> /min	22.5/19.5/16	31/26/21
Sound power level	Cooling	Nom.	dB(A)	to be confirmed	
Sound pressure level	Cooling	High/Nom./Low	dB(A)	40/38/36	47/44/40
	Heating	High/Nom./Low	dB(A)	40/38/36	47/44/40
Refrigerant	Type	R-410A			
Piping connections	Liquid/OD/Gas/OD/Drain		mm	9.52/15.9/VP20 (I.D. 20/O.D. 26)	
Power supply	Phase/Frequency/Voltage		Hz/V	1~/50/60/220-240/220	
Current - 50Hz	Maximum fuse amps (MFA)		A	16	






FXNQ20-32P



BRC1E52A/B BRC4C65

- > Its low height enables the unit to fit perfectly beneath a window
- > Blends unobtrusively with any interior décor: only the suction and discharge grilles are visible
- > Requires very little installation space
- > The connecting port faces downward, eliminating the need to attach auxiliary piping



Indoor unit			FXNQ20P	FXNQ25P	FXNQ32P	FXNQ40P	FXNQ50P	FXNQ63P	
Cooling capacity	Nom.	kW	2.2	2.8	3.6	4.5	5.6	7.1	
Heating capacity	Nom.	kW	2.5	3.2	4.0	5.0	6.3	8.0	
Power input - 50Hz	Cooling	Nom.	0.049		0.090		0.110		
	Heating	Nom.	0.049		0.090		0.110		
Dimensions	Unit	HeightxWidthxDepth	610x930x220		610x1,070x220		610x1,350x220		
Weight	Unit	kg	19		23		27		
Fan-Air flow rate - 50Hz	Cooling	High/Low	7/6		8/6		14/11		
Sound power level	Cooling	Nom.							
Sound pressure level	Cooling	High/Low	35/32		38/33		39/34		
Refrigerant	Type		R-410A						
Piping connections	Liquid/OD/Gas/OD/Drain	mm	6.35/12.7/					9.52/15.9/	
Power supply	Phase/Frequency/Voltage	Hz/V	1~/50/60/220-240/220						
Current - 50Hz	Maximum fuse amps (MFA)	A	15						



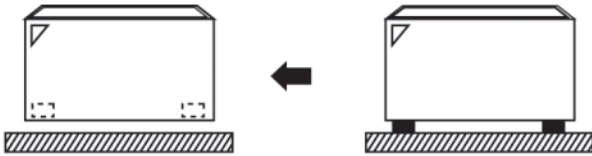
FXLQ20-25P



BRC1E52A/B

BRC7C62

- > Stylish modern casing finished in pure white (RAL9010) and iron grey (RAL7011)
- > Unit can be installed as free standing model by use of optional back plate
- > Its low height enables the unit to fit perfectly beneath a window
- > Requires very little installation space
- > Wall mounted installation facilitates cleaning beneath the unit where dust tends to accumulate



- > Wired remote control can easily be integrated in the unit

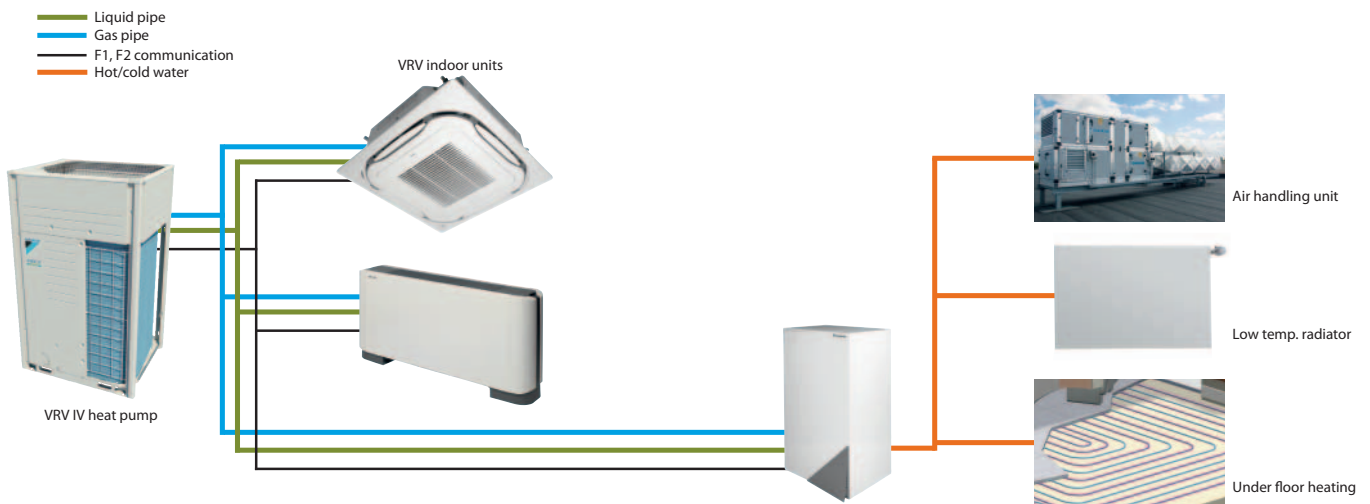


Indoor unit			FXLQ20P	FXLQ25P	FXLQ32P	FXLQ40P	FXLQ50P	FXLQ63P
Cooling capacity	Nom.	kW	2.2	2.8	3.6	4.5	5.6	7.1
Heating capacity	Nom.	kW	2.5	3.2	4.0	5.0	6.3	8.000
Power input - 50Hz	Cooling	Nom.	0.049		0.090		0.110	
	Heating	Nom.	0.049		0.090		0.110	
Casing Colour	Fresh white (RAL9010) / Dark grey (RAL7011)							
Dimensions	Unit	HeightxWidthxDepth	600x1,000x232		600x1,140x232		600x1,420x232	
Weight	Unit	kg	27		32		38	
Fan-Air flow rate - 50Hz	Cooling	High/Low	7/6		8/6		11/8.5	
	Heating	High/Low	7/6		8/6		14/11	
Sound power level	Cooling	Nom.	-		-		-	
Sound pressure level	Cooling	High/Low	35/32		38/33		39/34	
Refrigerant	Type	R-410A						
Piping connections	Liquid/OD/Gas/OD/Drain	mm	6.35/12.7/		-		9.52/15.9/	
Power supply	Phase/Frequency/Voltage	Hz/V	1~/50/60/220-240/220					
Current - 50Hz	Maximum fuse amps (MFA)	A	15					



HXY-A

- > Highly efficient space heating/cooling
- > Air to water connection to VRV for applications such as underfloor, AHU, low temperature radiators, ...
- > Leaving water temperature range from 5°C to 45°C without electric heater
- > Super wide operating range for hot/cold water production from -20 to +43°C ambient outdoor temperature
- > Saves time on system design as all water-side components are fully integrated with direct control over leaving water temperature
- > Saves space with contemporary wall hung design
- > Requires no gas connection or oil tank
- > Connectable to VRV IV heat pump



Indoor unit				HXY080A		HXY125A	
Cooling capacity	Nom.	kW		8		12.5	
Heating capacity	Nom.	kW		9		14	
Casing	Colour	White					
	Material	Precoated sheet metal					
Dimensions	Unit	HeightxWidthxDepth	mm				
			890x480x344				
Weight	Unit	kg		44			
Sound pressure level	Nom.	dBA		-			
Operation range	Heating	Ambient	Min.~Max.	°C			
		Water side	Min.~Max.	°C			
	Cooling	Ambient	Min.~Max.	°C			
		Water side	Min.~Max.	°C			
Refrigerant	Type	R-410A					
Refrigerant circuit	Gas side diameter	mm		15.9			
	Liquid side diameter	mm		9.5			
Water circuit	Piping connections diameter	inch		G 1 1/4 (female)			
Power supply	Phase/Frequency/Voltage	Hz/V		1~/50/220-240			
Recommended fuses		A		6~16			



HXHD-A

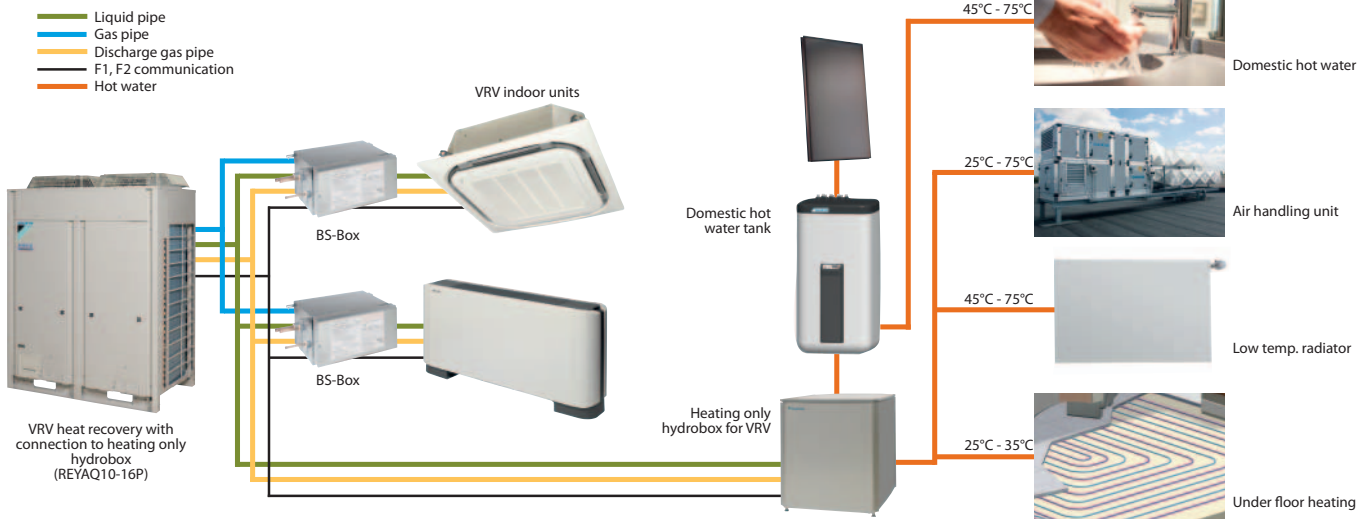


EKHTS-AC



EKHWP-B

- > Air to water connection to VRV for applications such as bathrooms, sinks, underfloor heating, radiators and air handling units
- > Free heating provided by transferring heat from areas requiring cooling to areas requiring heating or hot water
- > Uses heat pump technology to produce hot water efficiently, providing up to 17% savings compared to a gas boiler
- > Possibility to connect thermal solar collectors to the domestic hot water tank
- > Leaving water temperature range from 25 to 80°C without electric heater
- > Super wide operating range for hot water production from -20 to +43°C ambient outdoor temperature
- > No need to design the water side: all water-side components are integrated, moreover no mixing valve is required thanks to direct leaving water temperature control
- > Various control possibilities with weather dependant set point or thermostat control
- > The indoor unit and domestic hot water tank can be stacked to save space, or installed next to each other, if only limited height is available
- > No gas connection needed
- > Connectable to VRV III heat recovery (REYAQ)



## Heating only

Indoor unit				HXHD125A	
Heating capacity	Nom.			14.0	
Casing	Colour			Metallic grey	
	Material			Precoated sheet metal	
Dimensions	Unit	HeightxWidthxDepth	mm		
Weight	Unit			kg	
Sound pressure level	Nom.			42 (1) / 43 (2)	
	Night quiet mode	Level 1			38 (1)
Operation range	Heating	Ambient	Min.~Max.	°C	
		Water side	Min.~Max.	°C	
	Domestic hot water	Ambient	Min.~Max.	°CDB	
		Water side	Min.~Max.	°C	
Refrigerant	Type			R-134a	
Refrigerant circuit	Gas side diameter			mm	
	Liquid side diameter			mm	
Water circuit	Piping connections diameter			inch	
	Heating water system	Water volume	Min.~Max.	l	
Power supply	Phase/Frequency/Voltage			Hz/V	
Current	Recommended fuses			A	

(1) Sound levels are measured at: EW 55°C; LW 65°C (2) Sound levels are measured at: EW 70°C; LW 80°C (3) Field setting





- › Stainless steel domestic hot water tank
- › The indoor unit and domestic hot water tank can be stacked to save space, or installed next to each other, if only limited height is available
- › Available in 200 and 260 liters
- › Heat loss is reduced to a minimum thanks to the high quality insulation
- › At necessary intervals, the indoor unit can heat up the water to 60°C to prevent the risk of bacteria growth
- › Efficient temperature heat-up: from 10°C to 50°C in only 60 minutes

Indoor unit				EKHTS200AC		EKHTS260AC	
Casing	Colour	Metallic grey					
	Material	Galvanised steel (precoated sheet metal)					
Dimensions	Unit	Height(Integrated on indoor unit)xWidthxDepth	mm	1,335(2,010)x600x695		1,610(2,285)x600x695	
	Weight	Unit	Empty	kg	70	78	
Tank	Water volume		l	200	260		
	Material	Stainless steel (EN 1.4521)					
	Maximum water temperature		°C	75			
Heat exchanger	Quantity	1					
	Tube material	Duplex steel (EN 1.4162)					
	Face area		m <sup>2</sup>	1.56			
	Internal coil volume		l	7.5			




- › Tank designed for connection with thermal solar collectors
- › Large hot water storage tank to provide domestic hot water at any time
- › Heat loss is reduced to a minimum thanks to the high quality insulation
- › Space heating support possible (500l tank only)
- › For latest information, see page 349

Domestic hot water tank				EKHWP300B		EKHWP500B	
Casing	Colour	Dust grey (RAL7037)					
	Material	Impact resistant polypropylene					
Dimensions	Unit	HeightxWidthxDepth	mm	1,590x595x615		1,590x790x790	
	Weight	Unit	Empty	kg	59	92	
Tank	Water volume		l	300	500		
	Maximum water temperature		°C	85			
	Domestic hot water	Tube material	Stainless steel (DIN 1.4404)				
Face area			m <sup>2</sup>	5.7	5.9		
Internal coil volume			l	27.8	28.4		
Operating pressure			bar	6			
Average specific thermal output			W/K	2,795	2,860		
Charging	Tube material	Stainless steel (DIN 1.4404)					
	Face area		m <sup>2</sup>	2.5	3.7		
	Internal coil volume		l	12.3	17.4		
	Average specific thermal output		W/K	1,235	1,809		
Auxiliary solar heating	Tube material	Stainless steel (DIN 1.4404)					
	Face area		m <sup>2</sup>	-	1.0		
	Internal coil volume		l	-	5		
	Average specific thermal output		W/K	-	313		

\*Note: grey cells contain preliminary data

# EKS(V/H)-P

## Solar collector



- › Horizontal and vertical solar collector for domestic hot water production
- › Solar panels can produce up to 70% of the energy needed for hot water production – a major cost saving
- › High efficiency collectors transfer all the short-wave solar radiation into heat as a result of their highly selective coating
- › system for domestic hot water production
- › Easy to install on roof tiles

Solar collector				EKSH26P	EKSV26P
Dimensions	Unit	HeightxWidthxDepth	mm	1,300x2,000x85	2,000x1,300x85
Weight	Unit		kg		43
Volume			l	2.1	1.7
Surface	Outer		m <sup>2</sup>		2.601
	Aperture		m <sup>2</sup>		2.364
	Absorber		m <sup>2</sup>		2.354
Coating	Micro-therm (absorption max.96%, Emission ca. 5% +/-2%)				
Absorber	Harp-shaped copper pipe register with laser-welded highly selective coated aluminium plate				
Glazing	Single pane safety glass, transmission +/- 92%				
Allowed roof angle	Min.–Max.		°		15–80
Operating pressure	Max.		bar		6
Stand still temperature	Max.		°C		200
Thermal performance	Zero loss collector efficiency $\eta_0$		%		78.7
	Heat loss coefficient a1		W/m <sup>2</sup> .K		4.270
	Temperature dependence of the heat loss coefficient a2		W/m <sup>2</sup> .K <sup>2</sup>		0.0070
	Thermal capacity		kJ/K		6.5
	Incident angle modifier  AM at 50°				
Installed position				Vertical	Horizontal

# EKS RPS

## Solar connection



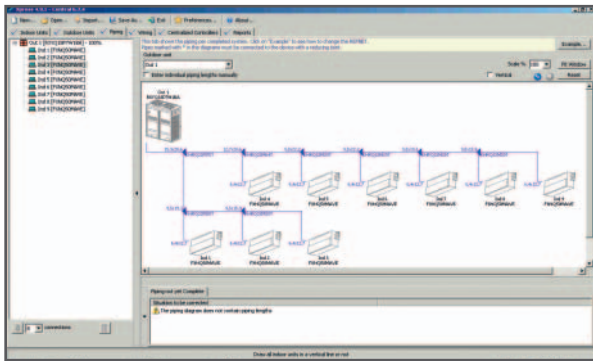
EKS RPS3

- › Save energy and reduce CO<sub>2</sub> emissions with a solar system for domestic hot water production
- › Pump station connectable to unpressurised solar system
- › Pump station and control provide the transfer of solar heat to the domestic hot water tank

Pump station				EKS RPS3
Mounting	On side of tank			
Dimensions	Unit	HeightxWidthxDepth	mm	815x230x142
Thermal performance	Zero loss collector efficiency $\eta_0$		%	-
Control	Type	Digital temperature difference controller with plain text display		
	Power consumption		W	2
Sensor	Solar panel temperature sensor	Pt1000		
	Storage tank sensor	PTC		
	Return flow sensor	PTC		
	Feed temperature and flow sensor	Voltage signal (3.5V DC)		
Power supply	Voltage		V	230


# Powerful selection programs

## Xpress, Quick Quotation tool


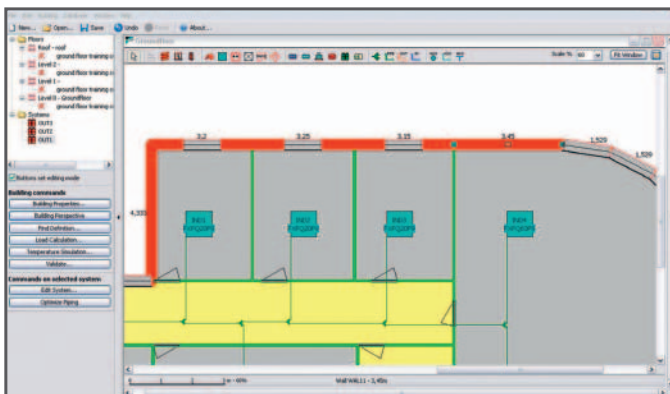


Xpress is a software tool that allows creating on the spot quotations for a Daikin VRV system. It provides a result in 6 steps to enable a professional budget quotation:

1. Select indoor units
2. Connect outdoor units to indoor units
3. Automatic generation of piping diagram with joints
4. Automatic generation of wiring diagram
5. Select possible centralised control systems
6. Visualise result in MS Word, MS Excel and AutoCAD



## VRV Pro, Design tool



The VRV Pro selection program is a true VRV design tool. The program enables VRV air conditioning systems to be engineered in a precise and economical way, taking into account the realtime thermal properties of any building. By calculating annual energy consumptions, it gives the designer the possibility to make accurate selections and **get competitive quotations** for each project. Moreover, it ensures optimum operating cycles and maximum energy efficiency.

For more information, please contact your affiliate/distributor.

Windows95, Windows98, WindowsNT, Windows2000, WindowsXP, Windows Vista and Windows 7 are registered trademarks of Microsoft corporation.



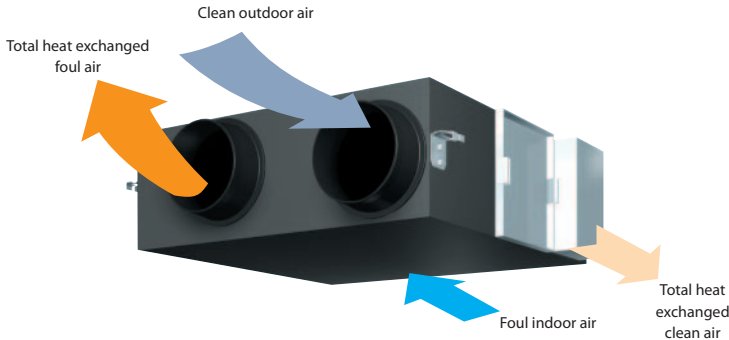
With the advent of new building regulations, greater awareness of increasing energy costs and a responsibility towards environmental issues, modern commercial spaces are insulated better than ever. Double glazing, thicker roof insulation and draught excluders of course, help considerably towards reducing heating/cooling demand and burdens on the environment. The down-side however, is that these same commercial spaces have now become, in effect, sealed boxes with little or no replenishment of the air. Daikin offers a variety of solutions for the provision of fresh air ventilation to offices, hotels, stores and other commercial outlets – each one complementary to and as flexible as VRV systems themselves.

## VENTILATION & BIDDLE AIR CURTAINS

<b>VENTILATION</b>	<b>220</b>
<b>Heat reclaim ventilation</b>	<b>220</b>
NEW VAM-FA/FB	220
VKM-G(M)	221
<b>Outdoor air processing unit</b>	<b>222</b>
FXMQ-MF	222
<b>Air handling applications</b>	<b>223</b>
VRV air handling applications	223
ERQ	224
EKEXV	226
<b>BIDDLE AIR CURTAINS</b>	<b>228</b>
Biddle air curtain for ERQ	228
Biddle air curtain for VRV	229

For more information on Options & Accessories, please refer to page 370 of this catalogue.





- › **Energy saving ventilation by recovery of indoor unit heat/cold**
- › Ideal solution for shops, restaurants or offices requiring maximum floor space for furniture, decorations and fittings
- › Free cooling when outdoor temperature is below indoor temperature (eg. during night time)
- › Low energy consumption thanks to DC inverter fans
- › Prevent energy losses from over-ventilation while maintaining indoor air quality with CO sensor (optional)
- › Can be used as stand alone unit or integrated in the VRV system
- › Wide range of units: air flow rate from 150 up to 2,000 m<sup>3</sup>/h
- › High efficiency filters available in F6 ,F7, F8 grades
- › Specially developed heat exchange element with High Efficiency Paper (HEP)
- › No drain piping needed
- › Can operate in over- and under pressure
- › For latest information, see page 349



Ventilation				VAM150FA	VAM250FA	*VAM350FB	*VAM500FB	*VAM650FB	*VAM800FB	*VAM1000FB	*VAM1500FB	*VAM2000FB	
Power input - 50Hz	Heat exchange mode	Nom.	Ultra high	kW		0.116		0.141		-			
	Bypass mode	Nom.	Ultra high	kW		0.116		0.141		-			
Temperature exchange efficiency - 50Hz	Ultra high			%		74		72		75			
	Cooling	Ultra high		%		58		61		58		58	
Enthalpy exchange efficiency - 50Hz	Heating	Ultra high		%		64		65		62		63	
Operation mode				Heat exchange mode / Bypass mode / Fresh-up mode				Heat exchange mode / Bypass mode / Fresh-up mode					
Heat exchange system				Air to air cross flow total heat (sensible + latent heat) exchange				Air to air cross flow total heat (sensible + latent heat) exchange					
Heat exchange element				Specially processed non-flammable paper				Specially processed non-flammable paper					
Dimensions	Unit	HeightxWidthxDepth	mm	285x776x525		301x828x816		364x1,004x868		364x1,004x1,156		726x1,514x868	
Weight	Unit		kg	24		33		33		48		48	
Fan-Air flow rate - 50Hz	Heat exchange mode	Ultra high		m <sup>3</sup> /h		150		250		350		500	
	Bypass mode	Ultra high		m <sup>3</sup> /h		150		250		350		500	
Fan-External static pressure- 50Hz	Ultra high			Pa		69		64		98		98	
Sound pressure level - 50Hz	Heat exchange mode	Ultra high		dBA		27 / 28.5		28 / 29		32 / 34		33 / 34.5	
	Bypass mode	Ultra high		dBA		27 / 28.5		28 / 29		32 / 34		33.5 / 34.5	
Operation range	Min.			°CDB		-15							
	Max.			°CDB		50							
	Relative humidity			%		80% or less						80% or less	
Connection duct diameter				mm		100		150		200		250	
Power supply	Phase/Frequency/Voltage			Hz/V		1~/50/60/220-240/220						1~/50/60/220-240/220	
Current	Maximum fuse amps (MFA)			A		15						15	

\*Note: grey cells contain preliminary data



VKM80-100G

- › Creates a high quality indoor environment by pre conditioning incoming fresh air
- › Humidification of the incoming air maintains a comfortable indoor humidity level, even during heating
- › Energy saving ventilation by recovery of indoor unit heat/cold
- › Ideal solution for shops, restaurants or offices requiring maximum floor space for furniture, decorations and fittings
- › Free cooling when outdoor temperature is below indoor temperature (eg. during night time)
- › Wide range of units: air flow rate from 150 up to 2,000 m<sup>3</sup>/h
- › Specially developed heat exchange element with High Efficiency Paper (HEP)
- › No drain piping needed
- › Can operate in over- and under pressure



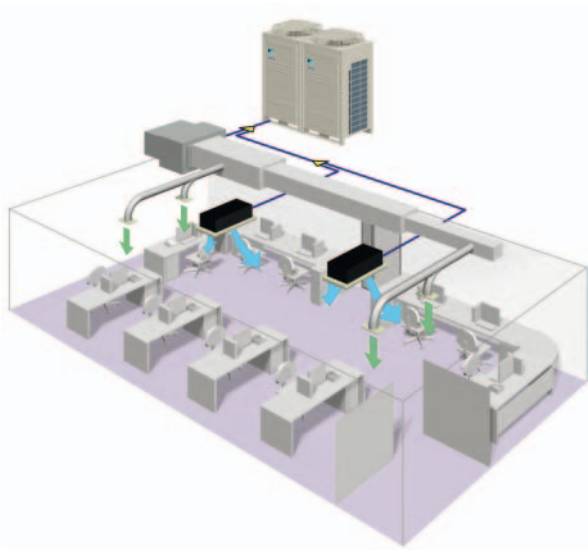
Ventilation & DX coil				VKM50G	VKM80G	VKM100G	
Power input - 50Hz	Heat exchange mode	Nom.	Ultra high	kW	0.560	0.620	0.670
	Bypass mode	Nom.	Ultra high	kW	0.560	0.620	0.670
Fresh air conditioning load	Cooling			kW	4.71	7.46	9.12
	Heating			kW	5.58	8.79	10.69
Temperature exchange efficiency - 50Hz	Ultra high			%	76	78	74
Enthalpy exchange efficiency - 50Hz	Cooling	Ultra high		%	64	66	62
	Heating	Ultra high		%	67	71	65
Operation mode				Heat exchange mode / Bypass mode / Fresh-up mode			
Heat exchange system				Air to air cross flow total heat (sensible + latent heat) exchange			
Heat exchange element				Specially processed non-flammable paper			
Dimensions	Unit	HeightxWidthxDepth	mm	387x1,764x832		387x1,764x1,214	
Weight	Unit		kg	96	109	114	
Fan-Air flow rate - 50Hz	Heat exchange mode	Ultra high		m <sup>3</sup> /h	500	750	950
	Bypass mode	Ultra high		m <sup>3</sup> /h	500	750	950
Fan-External static pressure - 50Hz	Ultra high			Pa			
Sound pressure level - 50Hz	Heat exchange mode	Ultra high		dBA	38 / 38.5 / 39	40 / 41 / 41.5	40 / 40.5 / 41
	Bypass mode	Ultra high		dBA	38 / 38.5 / 39	40 / 41 / 41.5	40 / 40.5 / 41
Operation range	Around unit			°CDB	0°C~40°CDB, 80% RH or less		
	Supply air			°CDB	-15°C~40°CDB, 80% RH or less		
	Return air			°CDB	0°C~40°CDB, 80% RH or less		
Connection duct diameter			mm	200	250		
Piping connections	Liquid	OD	mm		6.35		
	Gas	OD	mm		12.7		
	Drain				PT3/4 external thread		
Power supply	Phase/Frequency/Voltage		Hz/V		1~/50/220-240		
Current	Maximum fuse amps (MFA)		A		15		

Ventilation, DX coil & humidification				VKM50GM	VKM80GM	VKM100GM	
Power input - 50Hz	Heat exchange mode	Nom.	Ultra high	kW	0.560	0.620	0.670
	Bypass mode	Nom.	Ultra high	kW	0.560	0.620	0.670
Fresh air conditioning load	Cooling			kW	4.71	7.46	9.12
	Heating			kW	5.58	8.79	10.69
Temperature exchange efficiency - 50Hz	Ultra high			%	76	78	74
Enthalpy exchange efficiency - 50Hz	Cooling	Ultra high		%	64	66	62
	Heating	Ultra high		%	67	71	65
Operation mode				Heat exchange mode / Bypass mode / Fresh-up mode			
Heat exchange system				Air to air cross flow total heat (sensible + latent heat) exchange			
Heat exchange element				Specially processed non-flammable paper			
Humidifier	System			Natural evaporating type			
Dimensions	Unit	HeightxWidthxDepth	mm	387x1,764x832		387x1,764x1,214	
Weight	Unit		kg	102	120	125	
Fan-Air flow rate - 50Hz	Heat exchange mode	Ultra high		m <sup>3</sup> /h	500	750	950
	Bypass mode	Ultra high		m <sup>3</sup> /h	500	750	950
Fan-External static pressure - 50Hz	Ultra high			Pa	160	140	110
Sound pressure level - 50Hz	Heat exchange mode	Ultra high		dBA	37 / 37.5 / 38	38.5 / 39 / 40	39 / 39.5 / 40
	Bypass mode	Ultra high		dBA	37 / 37.5 / 38	38.5 / 39 / 40	39 / 39.5 / 40
Operation range	Around unit			°CDB	0°C~40°CDB, 80% RH or less		
	Supply air			°CDB	-15°C~40°CDB, 80% RH or less		
	Return air			°CDB	0°C~40°CDB, 80% RH or less		
Connection duct diameter			mm	200	250		
Piping connections	Liquid	OD	mm		6.35		
	Gas	OD	mm		12.7		
	Water supply		mm		6.4		
	Drain				PT3/4 external thread		
Power supply	Phase/Frequency/Voltage		Hz/V		1~/50/220-240		
Current	Maximum fuse amps (MFA)		A		15		




FXMQ200-250MF

- › 100% fresh air intake possible
- › Ideal solution for shops, restaurants or offices requiring maximum floor space for furniture, decorations and fittings
- › Operation range: -5°C to 43°C
- › Up to 225Pa external static pressure allows extensive ductwork runs and flexible application: ideal for use in large areas
- › Drain pump kit available as accessory



Ventilation & air processing					FXMQ125MF	FXMQ200MF	FXMQ250MF
Cooling capacity	Nom.		kW		14.0	22.4	28.0
Heating capacity	Nom.		kW		8.9	13.9	17.4
Power Input (50Hz)	Cooling	Nominal	kW		0.359	0.548	0.638
	Heating	Nominal	kW		0.359	0.548	0.638
Dimensions	Unit	HeightxWidthxDepth	mm		470x744x1,100	470x1,380x1,100	
Weight	Unit		kg		86	123	
Air Flow Rate	Cooling		m <sup>3</sup> /min		18	28	35
	Heating		m <sup>3</sup> /min			-	
External Static Pressure	Standard		Pa		185	225	205
Refrigerant	Type					R-410A	
Sound Power	Cooling	Nominal	dB(A)			-	
Sound Pressure	Cooling	Nominal (220V)	dB(A)		42		47
Operation range	On coil temperature	Cooling	max.	°CDB		43	
		Heating	min.	°CDB		-5	
Piping connections	Liquid	OD	mm			9.52	
	Gas	OD	mm		15.9	19.1	22.2
	Drain					PS1B	
Power supply	Phase / Frequency / Voltage		Hz / V			1~ / 50 / 220-240	

# VRV air handling applications



A R-410A inverter condensing units range for multi application with air handling units.

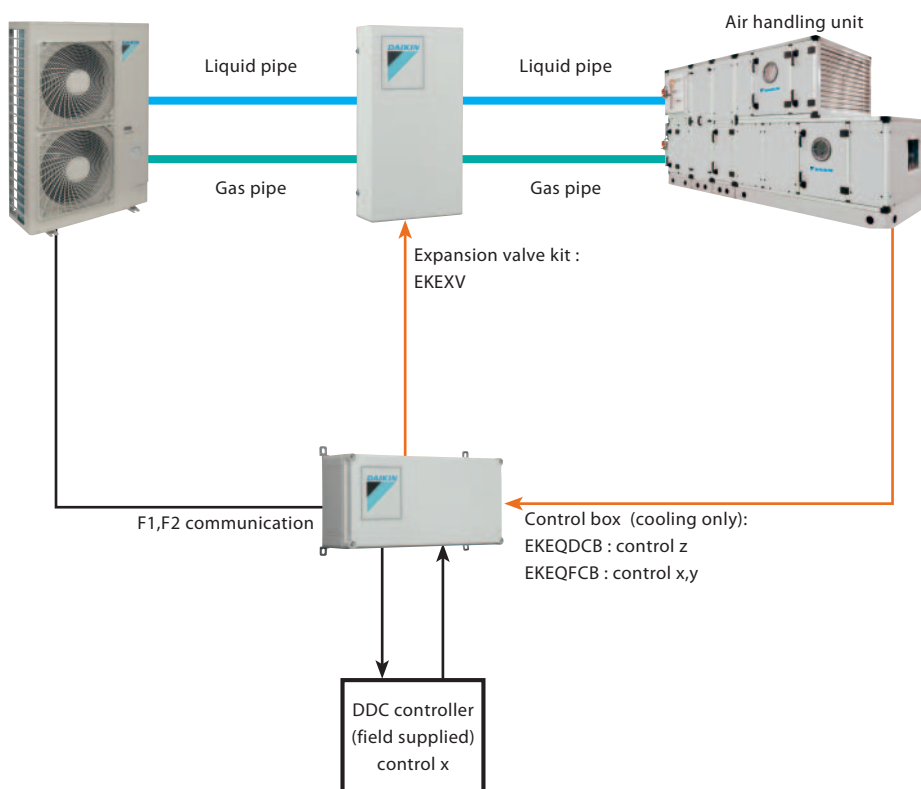
- > Inverter controlled units
- > Large capacity range (from 5 to 54HP)
- > Heat recovery, heat pump
- > R-410A
- > Control of room temperature via Daikin control
- > Large range of expansion valve kits available
- > BRC1E52A/B is used to set the set point temperature (connected to the EKEQMCB).
- > Connectable to all VRV heat recovery and heat pump systems

EKEXV class	Allowed heat exchanger capacity (kW)					
	Cooling (Evaporation temperature 6°C)			Heating (Condensing temperature 46°C)		
	Minimum	Standard	Maximum	Minimum	Standard	Maximum
50	5.0	5.6	6.2	5.6	6.3	7.0
63	6.3	7.1	7.8	7.1	8.0	8.8
80	7.9	9.0	9.9	8.9	10.0	11.1
100	10.0	11.2	12.3	11.2	12.5	13.8
125	12.4	14.0	15.4	13.9	16.0	17.3
140	15.5	16.0	17.6	17.4	18.0	19.8
200	17.7	22.4	24.6	19.9	25.0	27.7
250	24.7	28.0	30.8	27.8	31.5	34.7



A range of R-410A inverter condensing units for pair application with air handling units.

- > Inverter controlled units
- > Large capacity range (from 100 to 250 class)
- > Heat pump
- > R-410A
- > Flexible control possibilities:
  - Control x:  
control of air temperature (discharge temperature, suction temperature, room temperature) via external device (DDC controller)
  - Control y:  
control of evaporating temperature via Daikin control (no DDC controller needed)
  - Control z:  
control of air temperature (suction temperature, room temperature) via Daikin control (no DDC controller needed)
- > Wide range of expansion valve kits available



- gas pipe
- liquid pipe
- F1-F2
- other communication

COMBINATION TABLE		Control box		Expansion valve kit						
		control z	control x or y	class 63	class 80	class 100	class 125	class 140	class 200	class 250
		EKEQDCBA	EKEQFCBA	EKEXV63	EKEXV80	EKEXV100	EKEXV125	EKEXV140	EKEXV200	EKEXV250
1~	ERQ100AV1	P	P	P	P	P	P	-	-	-
	ERQ125AV1	P	P	P	P	P	P	P	-	-
	ERQ140AV1	P	P	-	P	P	P	P	-	-
3~	ERQ125AW1	P	P	P	P	P	P	P	-	-
	ERQ200AW1	P	P	-	-	P	P	P	P	P
	ERQ250AW1	P	P	-	-	-	P	P	P	P

P: Pair: Combination depending on air handling units coils volume.  
x: Possibility to connect.

Ventilation				ERQ100AV1	ERQ125AV1	ERQ140AV1
Capacity range			HP	4	5	6
Cooling capacity	Nom.		kW	11.2	14.0	15.5
Heating capacity	Nom.		kW	12.5	16.0	18.0
Power input	Cooling	Nom.	kW	2.81	3.51	4.53
	Heating	Nom.	kW	2.74	3.86	4.57
EER				3.99		3.42
COP				4.56	4.15	3.94
Dimensions	Unit	HeightxWidthxDepth	mm	1,345x900x320		
Weight	Unit		kg	120		
Fan-Air flow rate	Cooling	Nom.	m <sup>3</sup> /min	106		
	Heating	Nom.	m <sup>3</sup> /min	102	105	
Sound power level	Cooling	Nom.	dBA	66	67	69
Sound pressure level	Cooling	Nom.	dBA	50	51	53
	Heating	Nom.	dBA	52	53	55
Operation range	Cooling	Min./Max.	°CDB	-5/46		
	Heating	Min./Max.	°CWB	-20/15.5		
	On coil temperature	Heating Min.	°CDB	10		
		Cooling Max.	°CDB	35		
Refrigerant	Type			R-410A		
Piping connections	Liquid	OD	mm	9.52		
	Gas	OD	mm	15.9	19.1	
	Drain	OD	mm	26x3		
Power supply	Phase/Frequency/Voltage		Hz/V	1N~/50/220-240		
Current	Maximum fuse amps (MFA)		A	32.0		

Ventilation				ERQ125AW1	ERQ200AW1	ERQ250AW1
Capacity range			HP	5	8	10
Cooling capacity	Nom.		kW	14.0	22.4	28.0
Heating capacity	Nom.		kW	16.0	25.0	31.5
Power input	Cooling	Nom.	kW	3.52	5.22	7.42
	Heating	Nom.	kW	4.00	5.56	7.70
EER				3.98	4.29	3.77
COP				4.00	4.50	4.09
Dimensions	Unit	HeightxWidthxDepth	mm	1,680x635x765	1,680x930x765	
Weight	Unit		kg	159	187	240
Fan-Air flow rate	Cooling	Nom.	m <sup>3</sup> /min	95	171	185
	Heating	Nom.	m <sup>3</sup> /min	95	171	185
Sound power level	Nom.		dBA	72	78	
Sound pressure level	Nom.		dBA	54	57	58
Operation range	Cooling	Min./Max.	°CDB	-5/43		
	Heating	Min./Max.	°CWB	-20/15		
	On coil temperature	Heating Min.	°CDB	10		
		Cooling Max.	°CDB	35		
Refrigerant	Type			R-410A		
Piping connections	Liquid	OD	mm	9.52		
	Gas	OD	mm	15.9	19.1	22.2
				3N~/50/400		
Power supply	Phase/Frequency/Voltage		Hz/V	3N~/50/400		
Current	Maximum fuse amps (MFA)		A	16	25	



EKEXV

- › The system provides optimized air conditions such as fresh air and humidity control etc. and can be used in small warehouses, showrooms and offices.
- › Wide range of units offers maximum application potential and flexible control options
- › Control box and expansion valve kit are required for each combination plus an air handling unit
- › Both option kits are designed for indoor and outdoor installation and can be wall mounted.

Ventilation					EKEXV50	EKEXV63	EKEXV80	EKEXV100	EKEXV125	EKEXV140	EKEXV200	EKEXV250
Dimensions	Unit	HeightxWidthxDepth	mm		401x215x78							
Weight	Unit				kg							
Sound pressure level	Nom.				dBA							
Operation range	On coil temperature	Heating	Min.	°CDB	10 (1)							
		Cooling	Max.									
Refrigerant	Type				R-410A							
Piping connections	Liquid	OD	mm		6.35							9.52
	Gas	OD	mm		6.35							9.52

(1) The temperature of the air entering the coil in heating mode can be reduced to -5°CDB. Contact your local dealer for more information. (2) 45% Relative humidity



EKEQ

- › Wide range of units offers maximum application potential and flexible control options
- › The system provides optimized air conditions such as fresh air and humidity control etc. and can be used in small warehouses, showrooms and offices.
- › Control box and expansion valve kit are required for each combination plus an air handling unit
- › Both option kits are designed for indoor and outdoor installation and can be wall mounted.
- › Wide offer in control possibilities: control x: room, suction or discharge temperature can be controlled via DDC control (field supplied); control y: control by fixed evaporating temperature; control z: room or suction temperature control via Daikin remote control; remote ON/OFF can be achieved by an optional adapter KRP4A51

Ventilation					EKEQFCB		EKEQDCB		EKEQMCB	
Application					Pair				Multi	
Outdoor unit					ERQ				VRV	
Dimensions	Unit	HeightxWidthxDepth	mm		132x400x200					
Weight	Unit				3.9		3.6			
Power supply	Phase/Frequency/Voltage	Hz/V		1~/50/230						

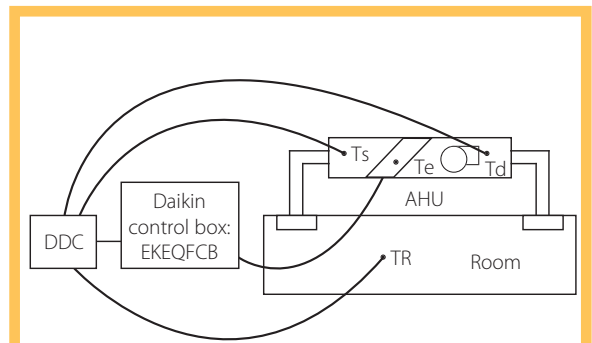
# Control possibilities for air handling applications

In order to maximise installation flexibility, 3 types of control systems are offered:

## POSSIBILITY X (TD/TR CONTROL):

### Air temperature control via an external DDC controller (field supplied)

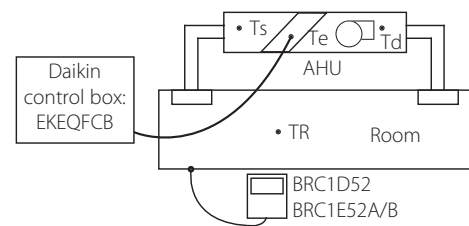
Room temperature is controlled as a function of the air handling unit suction or discharge air (customer selection). The DDC controller is translating the temperature difference between set point and air suction temperature (or air discharge temperature or room temperature) into a reference voltage (0-10V) which is transferred to the Daikin control box (EKEQFCBA). This reference voltage will be used as the main input value for the compressor frequency control.



## POSSIBILITY Y (TE/TC CONTROL):

### By fixed evaporating temperature

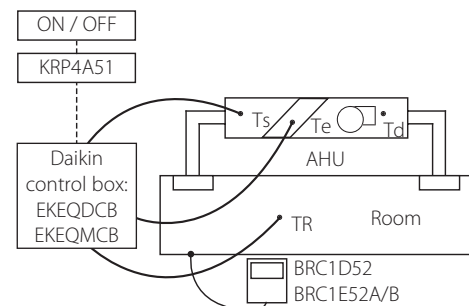
A fixed target evaporating temperature of between 3°C and 8°C can be set by the customer. In this case, room temperature is only indirectly controlled. The cooling load is determined from the actual evaporating temperature (i.e. load to the heat exchanger). A Daikin wired remote controller (BRC1D52 or BRC1E52A/B - optional) can be connected for error indication.



## POSSIBILITY Z (TD/TR CONTROL):

### Using Daikin wired remote controller (BRC1D52 or BRC1E51A/B - optional)

Set point can be fixed via standard Daikin wired remote controller. Remote ON/OFF can be achieved by an optional adapter KRP4A51. No external DDC controller should be connected. The cooling load is determined from the air suction temperature and set point on the Daikin controller.




- Ts = Air suction temperature
- Td = Air discharge temperature
- Tr = Room temperature
- Te = Evaporating temperature
- AHU = Air Handling Unit
- DDC = Digital Display Controller

	OPTION KIT	FEATURES
Possibility x	EKEQFCB	Field supplied DDC controller is required Temperature control using air suction or air discharge temperature
Possibility y		Using fixed evaporating temperature, no set point can be set using remote controller
Possibility z	EKEQDCB EKEQMCB*	Using Daikin wired remote controller BRC1D52 or BRC1E52A/B Temperature control using air suction temperature

\* EKEQMCB (for 'multi' application)






CYQM150DK80FSN



CYQM150DK80CSN



CYQM150DK80RSN


- › Connectable to ERQ heat pump
- › ERQ is among the first DX systems suitable for connection to air curtains
- › Free-hanging model (F): easy wall mounted installation
- › Cassette model (C): mounted into a false ceiling leaving only the decoration panel visible
- › Recessed model (R): neatly concealed in the ceiling
- › A payback period of less than 1.5 years compared to installing an electric air curtain
- › Easy and quick to install at reduced costs since no additional water systems, boilers and gas connections are required
- › Maximum energy efficiency stemming from almost zero down flow turbulence, optimised air flow and the application of advanced discharge rectifier technology
- › Around 85% air separation efficiency, greatly reducing both heat loss and required indoor unit heating capacity




				Small			Medium			
				CYQS150DK80*BN/*SN	CYQS200DK100*BN/*SN	CYQS250DK140*BN/*SN	CYQM100DK80*BN/*SN	CYQM150DK80*BN/*SN	CYQM200DK100*BN/*SN	CYQM250DK140*BN/*SN
Heating capacity	Speed 3		kW	9.0	11.6	16.2	9.2	11.0	13.4	19.9
Power input	Fan only	Nom.	kW	0.35	0.46	0.58	0.37	0.56	0.75	0.94
	Heating	Nom.	kW	0.35	0.46	0.58	0.37	0.56	0.75	0.94
Delta T	Speed 3		K	15		16	17	14	13	15
Casing	Colour	BN: RAL9010 / SN: RAL9006								
Dimensions	Unit	Height F/C/R	mm	270/270/270						
		Width F/C/R	mm	1,500/1,500/1,548	2,000/2,000/2,048	2,500/2,500/2,548	1,000/1,000/1,048	1,500/1,500/1,548	2,000/2,000/2,048	2,500/2,500/2,548
		Depth F/C/R	mm	590/821/561						
Required ceiling void >			mm	420						
Door height	Max.		m	2.3 (1) / 2.15 (2) / 2.0 (3)	2.3 (1) / 2.15 (2) / 2.0 (3)	2.3 (1) / 2.15 (2) / 2.0 (3)	2.5 (1) / 2.4 (2) / 2.3 (3)	2.5 (1) / 2.4 (2) / 2.3 (3)	2.5 (1) / 2.4 (2) / 2.3 (3)	2.5 (1) / 2.4 (2) / 2.3 (3)
Door width	Max.		m	1.5	2.0	2.5	1.0	1.5	2.0	2.5
Weight	Unit		kg	66	83	107	57	73	94	108
Fan-Air flow rate	Heating	Speed 3	m <sup>3</sup> /h	1,746	2,328	2,910	1,605	2,408	3,210	4,013
Sound pressure level	Heating	Speed 3	dBA	49	50	51	50	51	53	54
Refrigerant	Type	R-410A								
Piping connections	Liquid/OD/Gas/OD		mm	9.52/16.0		9.52/19.0	9.52/16.0		9.52/19.0	
Required accessories (should be ordered separately)	Daikin wired remote control (BRC1E52A/B or BRC1D52)									
Power supply	Voltage		V	230						

				Large			
				CYQL100DK125*BN/*SN	CYQL150DK200*BN/*SN	CYQL200DK250*BN/*SN	CYQL250DK250*BN/*SN
Heating capacity	Speed 3		kW	15.6	23.3	29.4	31.1
Power input	Fan only	Nom.	kW	0.75	1.13	1.50	1.88
	Heating	Nom.	kW	0.75	1.13	1.50	1.88
Delta T	Speed 3		K	15		14	12
Casing	Colour	BN: RAL9010 / SN: RAL9006					
Dimensions	Unit	Height F/C/R	mm	370/370/370			
		Width F/C/R	mm	1,000/1,000/1,048	1,500/1,500/1,548	2,000/2,000/2,048	2,500/2,500/2,548
		Depth F/C/R	mm	774/1,105/745			
Required ceiling void >			mm	520			
Door height	Max.		m	3.0 (1) / 2.75 (2) / 2.5 (3)	3.0 (1) / 2.75 (2) / 2.5 (3)	3.0 (1) / 2.75 (2) / 2.5 (3)	3.0 (1) / 2.75 (2) / 2.5 (3)
Door width	Max.		m	1.0	1.5	2.0	2.5
Weight	Unit		kg	76	100	126	157
Fan-Air flow rate	Heating	Speed 3	m <sup>3</sup> /h	3,100	4,650	6,200	7,750
Sound pressure level	Heating	Speed 3	dBA	53	54	56	57
Refrigerant	Type	R-410A					
Piping connections	Liquid/OD/Gas/OD		mm	9.52/16.0	9.52/19.0	9.52/22.0	
Required accessories (should be ordered separately)	Daikin wired remote control (BRC1E52A/B or BRC1D52)						
Power supply	Voltage		V	230			


(1) Favorable conditions: covered shopping mall or revolving door entrance (2) Normal conditions: little direct wind, no opposite open doors, building with ground floor only (3) Unfavorable conditions: location at a corner or square, multiple floors and/or open stairway



CYVM150DK80FSC

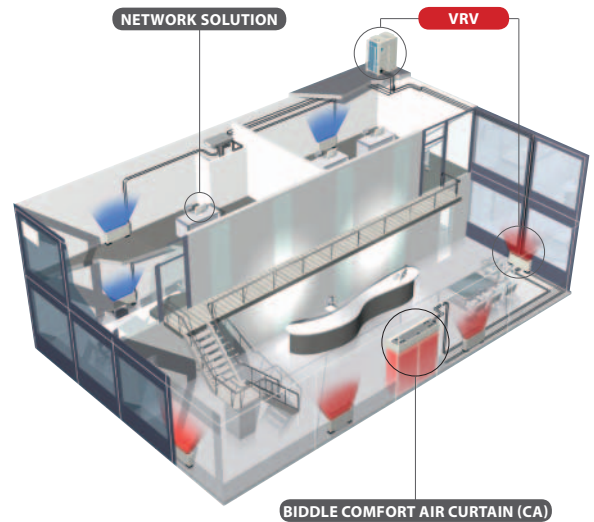


CYVM150DK80CSN



CYVM150DK80RSN

- > Connectable to VRV heat recovery and heat pump
- > VRV is among the first DX systems suitable for connection to air curtains
- > Free-hanging model (F): easy wall mounted installation
- > Cassette model (C): mounted into a false ceiling leaving only the decoration panel visible
- > Recessed model (R): neatly concealed in the ceiling
- > A payback period of less than 1.5 years compared to installing an electric air curtain
- > Provides virtually free air curtain heating via recovered heat from indoor units in cooling mode (in case of VRV heat recovery)
- > Easy and quick to install at reduced costs since no additional water systems, boilers and gas connections are required
- > Maximum energy efficiency stemming from almost zero down flow turbulence, optimised air flow and the application of advanced discharge rectifier technology
- > Around 85% air separation efficiency, greatly reducing both heat loss and required indoor unit heating capacity



				Small				Medium				
				CYVS100DK80*BN*/SN	CYVS150DK80*BN*/SN	CYVS200DK100*BN*/SN	CYVS250DK140*BN*/SN	CYVM100DK80*BN*/SN	CYVM150DK80*BN*/SN	CYVM200DK100*BN*/SN	CYVM250DK140*BN*/SN	
Heating capacity	Speed 3		kW	7.40	9.0	11.6	16.2	9.2	11.0	13.4	19.9	
Power input	Fan only	Nom.	kW	0.23	0.35	0.46	0.58	0.37	0.56	0.75	0.94	
	Heating	Nom.	kW	0.23	0.35	0.46	0.58	0.37	0.56	0.75	0.94	
Delta T	Speed 3		K	19	15		16	17	14	13	15	
Casing	Colour	BN: RAL9010 / SN: RAL9006										
Dimensions	Unit	Height F/C/R	mm	270/270/270								
		Width F/C/R	mm	1,000/1,000/1,048	1,500/1,500/1,548	2,000/2,000/2,048	2,500/2,500/2,548	1,000/1,000/1,048	1,500/1,500/1,548	2,000/2,000/2,048	2,500/2,500/2,548	
		Depth F/C/R	mm	590/821/561								
Required ceiling void >			mm	420								
Door height	Max.		m	23 (1) / 215 (2) / 20 (3)	23 (1) / 215 (2) / 20 (3)	23 (1) / 215 (2) / 20 (3)	23 (1) / 215 (2) / 20 (3)	25 (1) / 24 (2) / 23 (3)	25 (1) / 24 (2) / 23 (3)	25 (1) / 24 (2) / 23 (3)	25 (1) / 24 (2) / 23 (3)	
Door width	Max.		m	1.0	1.5	2.0	2.5	1.0	1.5	2.0	2.5	
Weight	Unit		kg	56	66	83	107	57	73	94	108	
Fan-Air flow rate	Heating	Speed 3	m <sup>3</sup> /h	1,164	1,746	2,328	2,910	1,605	2,408	3,210	4,013	
Sound pressure level	Heating	Speed 3	dBA	47	49	50	51	50	51	53	54	
Refrigerant	Type	R-410A										
Piping connections	Liquid/OD/Gas/OD		mm	9.52/16.0			9.52/19.0		9.52/16.0		9.52/19.0	
Required accessories (should be ordered separately)	Daikin wired remote control (BRC1E52A/B or BRC1D52)											
Power supply	Voltage		V	230								

				Large			
				CYVL100DK125*BN*/SN	CYVL150DK200*BN*/SN	CYVL200DK250*BN*/SN	CYVL250DK250*BN*/SN
Heating capacity	Speed 3		kW	15.6	23.3	29.4	31.1
Power input	Fan only	Nom.	kW	0.75	1.13	1.50	1.88
	Heating	Nom.	kW	0.75	1.13	1.50	1.88
Delta T	Speed 3		K	15			12
Casing	Colour	BN: RAL9010 / SN: RAL9006					
Dimensions	Unit	Height F/C/R	mm	370/370/370			
		Width F/C/R	mm	1,000/1,000/1,048	1,500/1,500/1,548	2,000/2,000/2,048	2,500/2,500/2,548
		Depth F/C/R	mm	774/1,105/745			
Required ceiling void >			mm	520			
Door height	Max.		m	3.0 (1) / 2.75 (2) / 2.5 (3)	3.0 (1) / 2.75 (2) / 2.5 (3)	3.0 (1) / 2.75 (2) / 2.5 (3)	3.0 (1) / 2.75 (2) / 2.5 (3)
Door width	Max.		m	1.0	1.5	2.0	2.5
Weight	Unit		kg	76	100	126	157
Fan-Air flow rate	Heating	Speed 3	m <sup>3</sup> /h	3,100	4,650	6,200	7,750
Sound pressure level	Heating	Speed 3	dBA	53	54	56	57
Refrigerant	Type	R-410A					
Piping connections	Liquid/OD/Gas/OD		mm	9.52/16.0		9.52/19.0	
Required accessories (should be ordered separately)	Daikin wired remote control (BRC1E52A/B or BRC1D52)						
Power supply	Voltage		V	230			

(1) Favorable conditions: covered shopping mall or revolving door entrance (2) Normal conditions: little direct wind, no opposite open doors, building with ground floor only (3) Unfavorable conditions: location at a corner or square, multiple floors and/or open stairway





The marine branch office of Daikin Europe N.V., named Daikin Europe N.V. Hamburg Marine Office is located in the heart of one of the biggest harbour towns in the entire Europe. Through this decision, Daikin Europe N.V. aims to establish a firm basis to further increase its presence in the European Marine A/C market. The portfolio of products are focused on Marine application, such as Daikin - Packaged Marine Air conditioners, Chillers and DX- units in accordance to most of the well known classification societies for which Daikin Europe Hamburg Marine Office is your competent partner.


## MARINE TYPES

---

USDP*GC / USDN*HA	232
USP~HR1 / USP~H	232
USF*(A)	233
RHSD~A / RKS~FR	233



## USDP\*GC / USDN\*HA Daikin marine type deck units



- › Energy saving
- › Compact design
- › Refrigerants R-404A - R-407C
- › Economical maintenance
- › Easy installation
- › Hermetic scroll compressor
- › Minimum piping and field work required
- › High performance reliability
- › Lesser refrigerant volume with leak proof hermetic structure
- › High static pressure fan facilitates the use of long ducts
- › Quiet, less vibration operation makes it suitable for installation in accommodation areas

### Optional customized modifications:

- › Remote controls
- › Electrical heater
- › Data bus interfaces
- › Air plenum or duct connection
- › Higher external static pressure
- › Cooling water regulating valve
- › Higher air volume

## USP~HR1 / USP~H

## Daikin Marine Type Packaged Series



- › Excellent durability
- › Hermetic scroll compressor
- › Light weight design
- › Refrigerants: R-404A - R-407C
- › Resilient structure specially designed for marine applications
- › Abundant modification parts assures various applications
- › Wide operation range
- › Easy transportation and installation
- › Energy-saving
- › Complete set of spare parts provided for certain models

### Optional customized modifications:

- › Remote controls
- › Electrical heater
- › Data bus interfaces
- › Air plenum or duct connection
- › Higher external static pressure
- › Cooling water regulating valve
- › Higher air volume





- > Respond to a wide temperature range
- > High efficient operation
- > Outstanding durable design
- > Easy transportation and installation
- > Excellent performance reliability
- > Spare parts are provided as standard accessories
- > Hermetic scroll compressor
- > High static pressure system
- > R-404A

**Optional customized modifications:**

- > Remote controls
- > Electrical heater
- > Data bus interfaces
- > Air plenum or duct connection
- > Higher external static pressure
- > Cooling water regulating valve
- > Higher air volume



**RHSD-A (R-134a):**

- > A semi-hermetic reciprocating compressor with proven reliability
- > Saved maintenance work around compressor (without V belts & shaft seal)

**RKS-FR (R-404A):**

- > An open type reciprocating compressor of optimum design for R-404A
- > Equal installation & maintenance as R-22